

Permanent Aviation Fuel Facility (EP-262/2007/B)

Twenty-Fourth Monthly Environmental Monitoring and Audit Report – October 2008

17 November 2008

Environmental Resources Management

21/F Lincoln House
Taikoo Place, 979 King's Road
Island East, Hong Kong
Telephone 2271 3000
Facsimile 2723 5660

www.erm.com



Permanent Aviation Fuel Facility for Hong Kong International Airport

Environmental Certification Sheet EP-262/2007/B

Reference Document/Plan

Document/ Plan to be Certified/ Verified:	24 th Monthly EM&A Report - October 2008
Date of Report:	17 November 2008
Date prepared by ET:	17 November 2008
Date received by IEC:	17 November 2008


Reference EP Condition

Environmental Permit Condition:	Condition No.: 5.3
Content:	<i>Environmental Monitoring and Audit (EM&A) for the Project</i>
5.3	Four hard copies and one electronic copy of the monthly EM&A Report for the Project shall be submitted to the Director within 2 weeks after the end of the reporting month. The submissions shall be certified by the ET Leader and verified by the IEC before submission to the Director. Additional copies of the submission shall be provided upon request by the Director.

ET Certification

I hereby certify that the above referenced document/ plan complies with the above referenced condition of EP-262/2007/B	
Craig A Reid, Environmental Team Leader:	 Date: 17 November 2008

IEC Verification

I hereby verify that the above referenced document/ plan complies with the above referenced condition of EP-262/2007/B	
Dr Guiyi Li, Independent Environmental Checker: <i>P.F.</i> 	Date: 18 Nov 2008


Notes: EP-262/2007/B has replaced the former EP-262/2007/A, EP-262/2007 and EP-139-2002/A for the PAFF project after the resubmission of revised EM&A Manual and revised EIA Report respectively.

Permanent Aviation Fuel Facility (EP-262/2007/B) Twenty-Fourth Monthly Environmental Monitoring and Audit Report – October 2008

17 November 2008

Prepared by: Karen Lui/Clement Pang/Craig A Reid

Document Code: 0018105_EM&AR_Oct 08_v0.doc

For and on behalf of Environmental Resources Management	
Approved by:	Craig A Reid
Signed:	
Position:	Environmental Team Leader
Date:	17 November 2008

This report has been prepared by Environmental Resources Management the trading name of 'ERM Hong-Kong, Limited', with all reasonable skill, care and diligence within the terms of the Contract with the client, incorporating our General Terms and Conditions of Business and taking account of the resources devoted to it by agreement with the client.

We disclaim any responsibility to the client and others in respect of any matters outside the scope of the above.

This report is confidential to the client and we accept no responsibility of whatsoever nature to third parties to whom this report, or any part thereof, is made known. Any such party relies on the report at their own risk.

CONTENTS

	EXECUTIVE SUMMARY	I
1	INTRODUCTION	1
1.1	PURPOSE OF THE REPORT	1
2	ENVIRONMENTAL STATUS	2
2.1	PROJECT AREA	2
2.2	ENVIRONMENTAL SENSITIVE RECEIVERS	2
2.3	MAJOR CONSTRUCTION ACTIVITIES	2
2.4	MONITORING SCHEDULE OF THE REPORTING MONTH	2
2.5	STATUS OF ENVIRONMENTAL APPROVAL DOCUMENTS	3
2.6	COMMUNITY LIAISON GROUP MEETING	5
2.7	SUMMARY OF NON-COMPLIANCE WITH THE ENVIRONMENTAL QUALITY PERFORMANCE LIMITS	5
2.8	SUMMARY OF ENVIRONMENTAL COMPLAINTS	5
2.9	SUMMARY OF ENVIRONMENTAL SUMMONS	5
3	ENVIRONMENTAL ISSUES AND ACTIONS	6
3.1	PREVIOUS ENVIRONMENTAL DEFICIENCIES AND FOLLOW-UP ACTIONS	6
3.2	IMPLEMENTATION STATUS ON ENVIRONMENTAL PROTECTION REQUIREMENTS	8
4	ENVIRONMENTAL MONITORING	9
4.1	AIR AND NOISE	9
4.2	WATER QUALITY	9
4.3	POPS MONITORING	9
4.4	WASTE MANAGEMENT	9
4.5	CULTURAL HERITAGE	9
4.6	LANDSCAPE AND VISUAL	9
4.7	LAND CONTAMINATION, HAZARD TO LIFE AND FUEL SPILL RISK	10
4.8	ECOLOGY	10
4.9	EM&A MANUAL	10
4.10	BASELINE WATER QUALITY MONITORING	10
5	FUTURE KEY ISSUES	11
5.1	KEY ISSUES FOR THE NEXT ONE MONTH	11
5.2	IMPACT PREDICTION FOR THE NEXT ONE MONTH	11
5.3	WORKS AND MONITORING SCHEDULE FOR THE NEXT ONE MONTH	11

LIST OF TABLES

<i>Table 2.1</i>	<i>Summary of Works Undertaken During the Reporting Period</i>
<i>Table 2.2</i>	<i>Cumulative Quantity of Excavated Marine Sediments up to 31 October 2008</i>
<i>Table 2.3</i>	<i>Summary of Environmental Licensing, Notification and Permit Status</i>

LIST OF ANNEXES

Annex A	Project Location
Annex B	Water Quality Monitoring Stations, Water Quality and Ecological Sensitive Receivers
Annex C	Monitoring Schedule for the Reporting Period and Next Month
Annex D	Cumulative Complaints Statistics
Annex E	Implementation Programme of Mitigation Measures
Annex F	QA/QC Results of Laboratory Testing for Suspended Solids
Annex G	Impact Water Quality Monitoring Results
Annex H	Monitoring Results and QA/QC Reports of Laboratory Testing for POPs
Annex I	Dolphin Sighting Records

EXECUTIVE SUMMARY

The construction works for the Permanent Aviation Fuel Facility resumed on 9 July 2007. This **twenty-fourth** monthly Environmental Monitoring and Audit (EM&A) report presents the EM&A work carried out during the period from **1 October** to **31 October 2008** in accordance with the *EM&A Manual*.

Breaches of all Action and Limit Levels

No exceedance of depth-averaged Turbidity, depth-averaged Suspended Solids (SS) and depth-averaged Dissolved Oxygen (DO) was recorded during the monitoring month.

Complaint Log

No environmental complaints were received during the reporting period.

Notifications of any Summons and Successful Prosecutions

No environmental summon or prosecutions were received in this reporting period.

Reporting Changes

There were no reporting changes in the reporting period.

Future Key Issues

- Dust release and suppression;
- Operation of dredging activities; and
- Water quality monitoring and dolphin monitoring during the dredging activities.

Leighton Contractors (Asia) Limited (LCAL) has appointed ERM-Hong Kong, Limited (ERM) as the Environmental Team (ET) to implement the Environmental Monitoring and Audit (EM&A) programme for the Permanent Aviation Fuel Facility (the Project) during construction works.

The construction works for PAFF commenced in November 2005 based upon the previous EIA (*EIAO Register Number AEIAR-062-2002*) conducted and the Environmental Permit *EP-139/2002* granted on the 28th August 2002. Due to minor changes to the detailed layout of the site and the site boundary, application for Variation to the Environmental Permit (VEP) (*VEP-133/2004*) was submitted to the Director of Environmental Protection (DEP) for approval. The variation to the EP (*EP-139/2002/A*) was granted by the EPD in February 2004.

The decision by the EPD to grant the above Environmental Permit was, however, subject to a Judicial Review. The Judicial Review sided in the favour of the DEP, as did the subsequent Judgement from the Court of Appeal from the High Court for Judicial Review in March 2005. However, the DEP's decision to grant the EP was quashed by the Judgement of the Court of Final Appeal of July 2006.

The construction works were stopped following the Judgement of the Court of Final Appeal of July 2006. As such, in order to continue with the construction of the project, the project went through the statutory procedures under the EIAO again with a new design in order to obtain an environmental permit. The revised EIA was submitted in 2007 and the environmental permit (*EP-262/2007*) was granted in May 2007. *EP-262/2007* has been amended to *EP-262/2007/A* and issued by the EPD on 30 November 2007. A further Variation to the Environmental Permit has been approved to allow dredging works to continue until March 2008. As such, *EP-262/2007/A* has been amended to *EP-262/2007/B* and issued by the EPD on 27 February 2008.

The construction works and EM&A requirements were resumed on 9th July 2007 following the latest requirements of the *EP-262/2007/B* and *EM&A Manual*. Details regarding the EM&A requirements and changes should refer to the updated *EM&A Manual*. For the marine works, all piling activities were completed before the previous suspension of construction works in 2006.

1.1

PURPOSE OF THE REPORT

This is the **twenty-fourth** EM&A Report which summarizes the monitoring results and audit findings for the EM&A programme during the reporting period from **1 October** to **31 October 2008**.

2 ENVIRONMENTAL STATUS

2.1 PROJECT AREA

The project area is in Area 38 of Tuen Mun and the pipelines are located in Urmston Road between Tuen Mun Area 38 and Sha Chau. The site is illustrated in *Annex A*.

2.2 ENVIRONMENTAL SENSITIVE RECEIVERS

No air and noise sensitive receivers were identified close to the project area. However, water sensitive receivers and ecological sensitive receivers were identified in the EIA study, and are shown in *Annex B*.

2.3 MAJOR CONSTRUCTION ACTIVITIES

A summary of the major works undertaken in this reporting period is shown in *Table 2.1*. Dredging operation was suspended from 1 April to 31 August 2008 and resumed on 1 September 2008. *Table 2.2* presents the cumulative quantity of excavated materials up to 31 October 2008. Daily and cumulative dredging production rates are illustrated in *Figure 2.1*.

Table 2.1 Summary of Works Undertaken During the Reporting Period

Area	Works undertaken
Tuen Mun Area 38	Tank Farm, Roof Truss and Bund Wall Construction Permanent Drainage Construction Operational & Fire Services Buildings Construction Jetty Works (Non-piling)
Submarine Pipeline Route	Dredging Operations

Table 2.2 Cumulative Quantity of Excavated Marine Sediments up to 31 October 2008

Type of Excavated Materials	Cumulative Bulk Volume (m ³)
<i>From 17 December 2007 to 31 March 2008</i>	
Contaminated Mud	105,974
Uncontaminated Mud	97,815
<i>From 1 September to 31 October 2008</i>	
Contaminated Mud	0
Uncontaminated Mud	37,217

2.4 MONITORING SCHEDULE OF THE REPORTING MONTH

Daily water quality monitoring during dredging activities recommenced on 1 September 2008. The monitoring schedule for October 2008 is presented in *Annex C*.

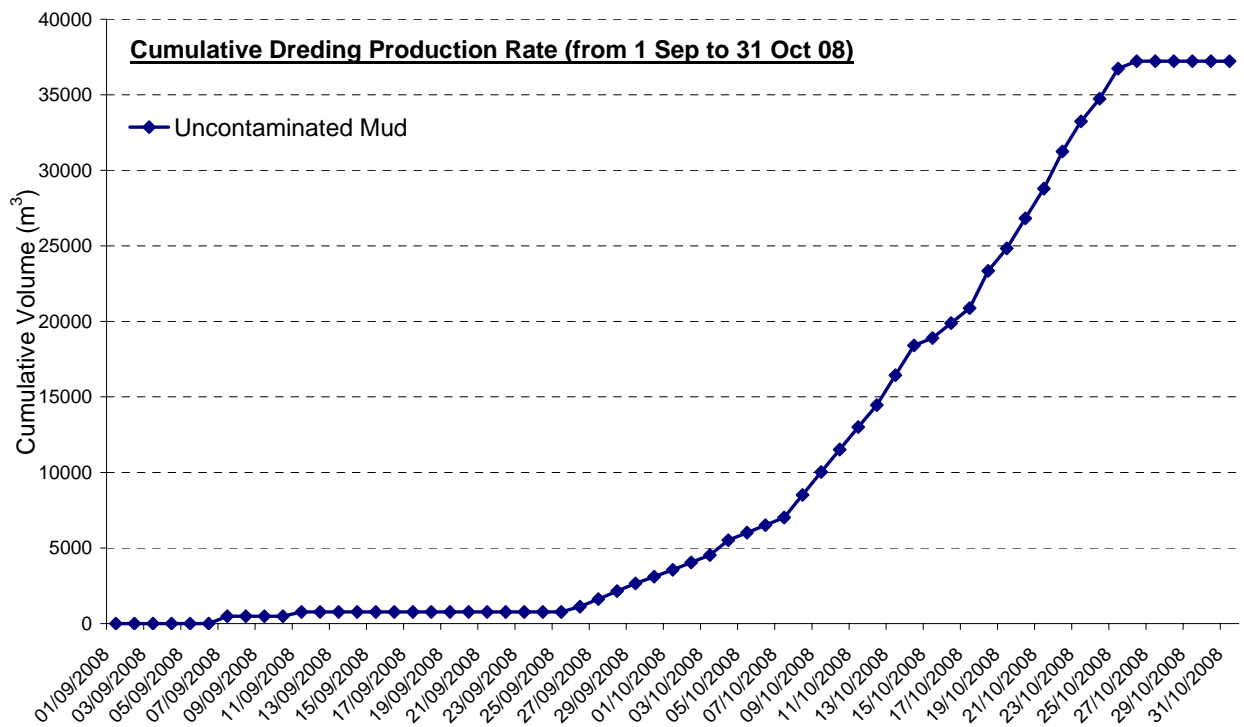
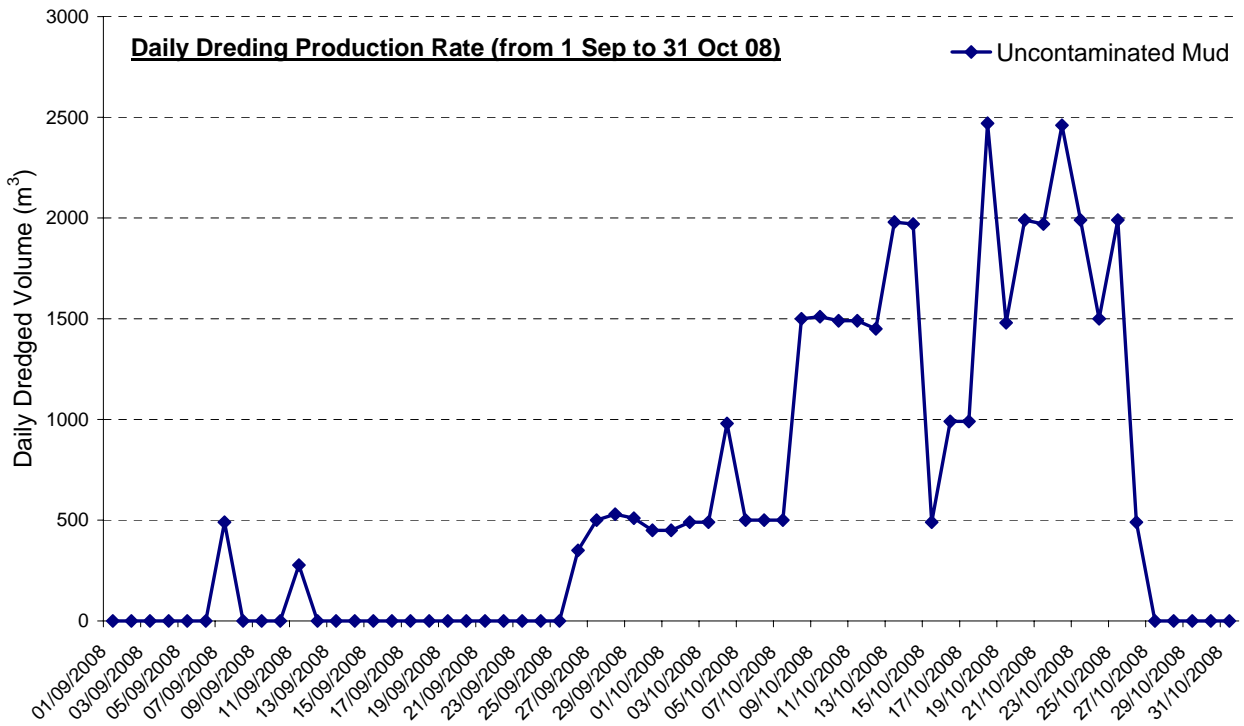


Figure 2.1 Daily and cumulative volumes (m³) of excavated materials from 1 September to 31 October 2008. Excavated materials contained uncontaminated mud only.



A summary of the relevant permits, licences, and/or notifications on environmental protection for this Project since July 2007 is presented in *Table 2.3*.

Table 2.3 Summary of Environmental Licensing, Notification and Permit Status

Permit/ Licenses/ Notification	Reference	Validity Period	Remarks
Environmental Permit	EP-262/2007/B	Throughout Project	Issued on 27 February 2008 (EP-262/2007/A on 30 November 2007, EP-262/2007 issued on 31 May 2007, EP-139/2002 originally granted on 28 August 2002 and EP-139/2002/A granted on 24 February 2004 were superseded)
Chemical Waste Producer Registration	WPN 5111-421-L2174-25	Throughout Project	Issued on 10 November 2005
Notification of Construction Works under Air Pollution Control (Construction Dust) Regulation	H2104/UIID/5542/DG/DH/PL	Throughout Project	Notification on 6 July 2007
Construction Noise Permit	GW-RW0676-07	21 December 2007 to 19 June 2008	For land-based works including air compressors, breakers, excavators, wheeled loaders, mobile cranes, concrete lorry mixers, hand-held pokers, bar benders/cutters, wood saws, grinders, submarine water pump, lorries with crane, dump trucks, rollers, ventilation fans and generators
	GW-RW0677-07	21 December 2007 to 29 February 2008	For marine dredging operation including grab dredger, tug boat, split hopper barge and motor sampan
	GW-RW0678-07	21 December 2007 to 18 June 2008	For marine jetty works including concrete pump derrick barges, hand-held grinders, generators, air compressors, boring machines, water pumps, tug boat, grout mixers and grout pumps

Permit/ Licenses/ Notification	Reference	Validity Period	Remarks
	GW-RW0094-08	1 March to 31 March 2008	For marine dredging operation including grab dredger, tug boat, split hopper barge and motor sampan
	GW-RW0312-08	04 July 2008 to 22 December 2008	For marine jetty works including concrete pump derrick barges, hand-held grinders, generators, air compressors, boring machines, water pumps, tug boat, grout mixers and grout pumps
	GW-RW0313-08	04 July 2008 to 19 December 2008	For land-based works including air compressors, breakers, excavators, wheeled loaders, mobile cranes, concrete lorry mixers, hand-held pokers, bar benders/cutters, wood saws, grinders, submarine water pump, lorries with crane, dump trucks, rollers, ventilation fans and generators
	GW-RW0373-08	1 August 2008 to 20 January 2009	For land-based works including air compressors, breakers, excavators, wheeled loaders, mobile cranes, concrete lorry mixers, hand-held pokers, bar benders/cutters, wood saws, grinders, submarine water pump, lorries with crane, dump trucks, rollers, ventilation fans, generators, stirrer, jet chisel, water jet machine and dehumidifier
	GW-RW0368-08	1 September to 30 November 2008	For marine dredging operation including grab dredger, tug boat, split hopper barge and motor sampan
Marine Dumping Permit	EP/MD/08-064	13 December 2007 to 29 February 2008	For Type 1 – Open Sea Disposal
	EP/MD/08-065	13 December 2007 to 12 January 2008	For Type 1d & Type 2 marine disposal
	EP/MD/08-071	13 January 2008 to 12 February 2008	For Type 1d & Type 2 marine disposal
	EP/MD/08-090	3 March to 31 March 2008	For Type 1d & Type 2 marine disposal

Permit/ Licenses/ Notification	Reference	Validity Period	Remarks
	EP/MD/08-091	3 March to 31 March 2008	For Type 1 – Open Sea Disposal
	EP/MD/09-018	1 September to 30 September 2008	For Type 1d & Type 2 marine disposal
	EP/MD/09-032	1 October to 31 October 2008	For Type 1d & Type 2 marine disposal
	EP/MD/09-017	1 September to 30 November 2008	For Type 1 – Open Sea Disposal
Wastewater Discharge License	EP760/421/011399/1	15 March 2006 to 31 March 2011	Issued on 15 March 2006

2.6 COMMUNITY LIAISON GROUP MEETING

According to the EP requirements, a Community Liaison Group (CLG) shall be established within three months after commencement of construction of the Project. The major duty of the CLG is to advise on and monitor the proper design, construction and operation of the Project. The CLG comprises representatives from Airport Authority, members of Tuen Mun community and academics.

The details of the CLG (including Membership and its Terms of Reference) can be found on the Project website (<http://www.paffhk.com>).

2.7 SUMMARY OF NON-COMPLIANCE WITH THE ENVIRONMENTAL QUALITY PERFORMANCE LIMITS

No environmental non-compliance was recorded during the reporting period.

2.8 SUMMARY OF ENVIRONMENTAL COMPLAINTS

No environmental complaints were received during the reporting period. A summary of environmental complaints since project commencement is presented in *Annex D*.

2.9 SUMMARY OF ENVIRONMENTAL SUMMONS

No summons was received in this reporting period. A summary of legal proceeding since project commencement is presented in *Annex D*.

3.1 PREVIOUS ENVIRONMENTAL DEFICIENCIES AND FOLLOW-UP ACTIONS

As no environmental complaint was received over the last reporting period, no follow-up action was required.

Weekly site inspections were carried out by the ET on 2, 10, 15, 24 and 30 October 2008. Overall, the site was in good orderly manner and no non-compliances were found. Environmental deficiencies and follow-up actions/mitigation measures were identified during the inspections, as follows:

Air Quality

- Water tankers were used regularly to wet the road surface to minimize dust emission.
- Site entrance was paved and wheel-washing facility was provided to avoid dust deposit on the public road.
- Main access road within the site (between site office and exit) was paved to avoid dust emission. Other sections of the major access road in the construction area were paved with stones.
- On 24 October 2008, open sand piles were observed outside the operation building. On 30 October 2008, open sand and soil piles were observed near the tank farms and surcharge area. The Contractor was reminded to cover open piles with impervious sheets in non-working hours.

Noise

- No noisy activities that generated excessive noise were observed during the audit.
- All air compressors inspected on site were operated with a valid noise label.

Water Quality

- Site toilets were provided on site. A soil soakaway system with holding tanks was installed to treat the sewage from the toilets. No effluent discharge out of the site was observed during the audits.
- During the site inspection on 2 October 2008, silt curtains were not properly installed in the dredging area. The Contactor was recommended to ensure silt curtains were properly installed prior to all dredging activities.

- During the site inspections on 15 October 2008, sediment plumes were observed in the water at the discharge outlet near the operation building. The Contractor was recommended to check the efficiency of sedimentation facilities and to review the effluent discharge arrangements in the tank farm area.
- During the site inspections on 24 October 2008, oil sheen was observed on the edge of the dredging barge deck. A hose nearby was observed to be leaking, and part of the oil sheen was flushed onto the sea surface. The Contractor was recommended to arrange clearance of the oil sheen as soon as possible.
- During the site inspection on 30 October 2008, the oil interceptor and the car washing facility was observed to be filled with sediments. The Contractor was recommended to clear the sediments in the respective facilities as soon as possible.

Waste Management

- During the site inspection on 2 and 9 October 2008, chemical wastes were stored on the deck of the barge without spillage preventive measures. On 15 October 2008, the chemical waste storage area on the dredging barge was observed to be full. Drums of chemical wastes were placed on the deck of the dredging barge without spillage preventive measures. The Contractor was recommended to store chemical wastes in bunded areas to avoid potential spillages and arranged collection as soon as the storage area is full.
- During the site inspection on 15 October 2008, it was observed that wastes were piled up on ground next to the operation building without refuse bin. The Contractor was recommended to replace refuse bin for temporary storage of general refuse as soon as possible.
- During the site inspection on 2 and 10 October 2008, oil was observed on the floor behind the workshop. On 24 October 2008, oil stains were observed on the ground under a pile of unused oil hose outside the operation building. The Contractor was recommended to clear all oil stains as soon as possible.
- During the site inspection on 2 October 2008, waste drums in the chemical waste storage were not labelled. On 15 October 2008, chemical waste drums on the dredging barge were not labelled. The Contractor was recommended to label the containers with proper stickers with reference to the *Code of Practice on the Packaging, Labelling and Storage of Chemical Wastes under the Waste Disposal Ordinance (Cap. 354)*.
- During the site inspection on 2 and 10 October 2008, machinery inside the workshop was placed on the floor without drip trays. The Contractor was recommended to provide drip trays for the temporary storage of oily machines in works area.

- On 2 October 2008, water was observed in the chemical waste storage. The Contractor was recommended to clear the water from the storage and dispose the collected wastewater properly.

Landscape and Visual

- The transplanted trees at the new site were in good and healthy condition; and,
- The berm was habilitated by vegetation.

With the exception of the above observations, the site was in a good orderly manner. The ET will keep track on the EM&A programme to ensure compliance of environmental requirements and the proper implementation of all necessary mitigation measures.

3.2 IMPLEMENTATION STATUS ON ENVIRONMENTAL PROTECTION REQUIREMENTS

The implementation status of environmental mitigation measures and requirements as stated in the *EIA Report, Environmental Permits* and *EM&A Manual* during the reporting period is summarized in *Annex E*.

4 ENVIRONMENTAL MONITORING

4.1 AIR AND NOISE

Air and Noise monitoring is not required for the project.

4.2 WATER QUALITY

In accordance to the EM&A Manual, water quality monitoring recommenced on 1 September 2008 alongside dredging activities. QA/QC reports for suspended solids testing are presented in *Annex F*. Monitoring data and graphical presentations of the results are included in *Annex G*.

Results of the monitoring demonstrated that all measured turbidity, dissolved oxygen (DO) and suspended solids (SS) levels of all Impact Stations were compliant with the Action and Limit (AL) Levels specified in the *EM&A Manual*.

4.3 POPs MONITORING

Biweekly monitoring of POPs in water samples was conducted on 8 and 22 October for POPs analysis. At the time of this report, results were available for total PCBs, total DDTs and total PAHs on 8 October. All POPs parameters were below detection limits. Monitoring results and QA/QC reports for POPs testing are presented in *Annex H*.

4.4 WASTE MANAGEMENT

The Contractor's revised Waste Management Plan (Revision 4) (WMP) was submitted to the EPD on 20 September 2007. Pursuant to EP *Condition 3.3*, the Contractor submitted the updated and revised WMP (Revision 5) to the ET. The revised WMP has been certified by the ET and IEC, and the revised WMP will be submitted to the EPD in the next reporting month.

4.5 CULTURAL HERITAGE

The *Watching Brief Report*, verified by the Independent Environmental Checker, was submitted to the EPD and AMO on 9 May 2008.

4.6 LANDSCAPE AND VISUAL

According to the *EIA report* and *EM&A Manual*, mitigation measures and site inspection are required during the landscaping/planting works. The berm/landscaping bund was habilitated by vegetation which was grown

during the project suspension period. The transplanted trees were in good and healthy condition.

The weekly site inspections included audits on landscape and visual issues to ensure that the site was in orderly acceptable manner.

4.7 *LAND CONTAMINATION, HAZARD TO LIFE AND FUEL SPILL RISK*

The ET and IEC verified updated design audit plan was submitted to the EPD on 7 November 2007.

Weekly site inspection covered the waste management aspects which included measures to prevent land contamination by chemical wastes.

4.8 *ECOLOGY*

Dolphin Visual Monitoring

In accordance with *EM&A Manual*, dolphin monitoring has been undertaken during dredging activities since 1 September 2008. During the reporting period, a total of 9 dolphin sightings were recorded. Appropriate action was taken in accordance with the *EM&A Manual*. The sighting locations and field records are presented in *Annex I*.

4.9 *EM&A MANUAL*

The *EM&A Manual* for the Project has been updated by the ET to include the detailed arrangements of setting up a Community Liaison Group, carrying out design audit, and monitoring of Persistent Organic Pollutants during construction of the Project. Further comments were received from the EPD on 22 January 2008. The ET will update the *EM&A Manual* which will be submitted to the EPD within the next reporting month.

4.10 *BASELINE WATER QUALITY MONITORING*

The *Final Baseline Monitoring Report* was submitted to the EPD on 20 February 2008 and placed under the EIAO register.

5 *FUTURE KEY ISSUES*

5.1 *KEY ISSUES FOR THE NEXT ONE MONTH*

It should be noted that dredging activities have been resumed from 1 September 2008. As such, the key issues to be considered in the next one month will be:

- Dust release and suppression;
- Operation of dredging activities; and,
- Water quality monitoring and dolphin monitoring during the dredging activities

5.2 *IMPACT PREDICTION FOR THE NEXT ONE MONTH*

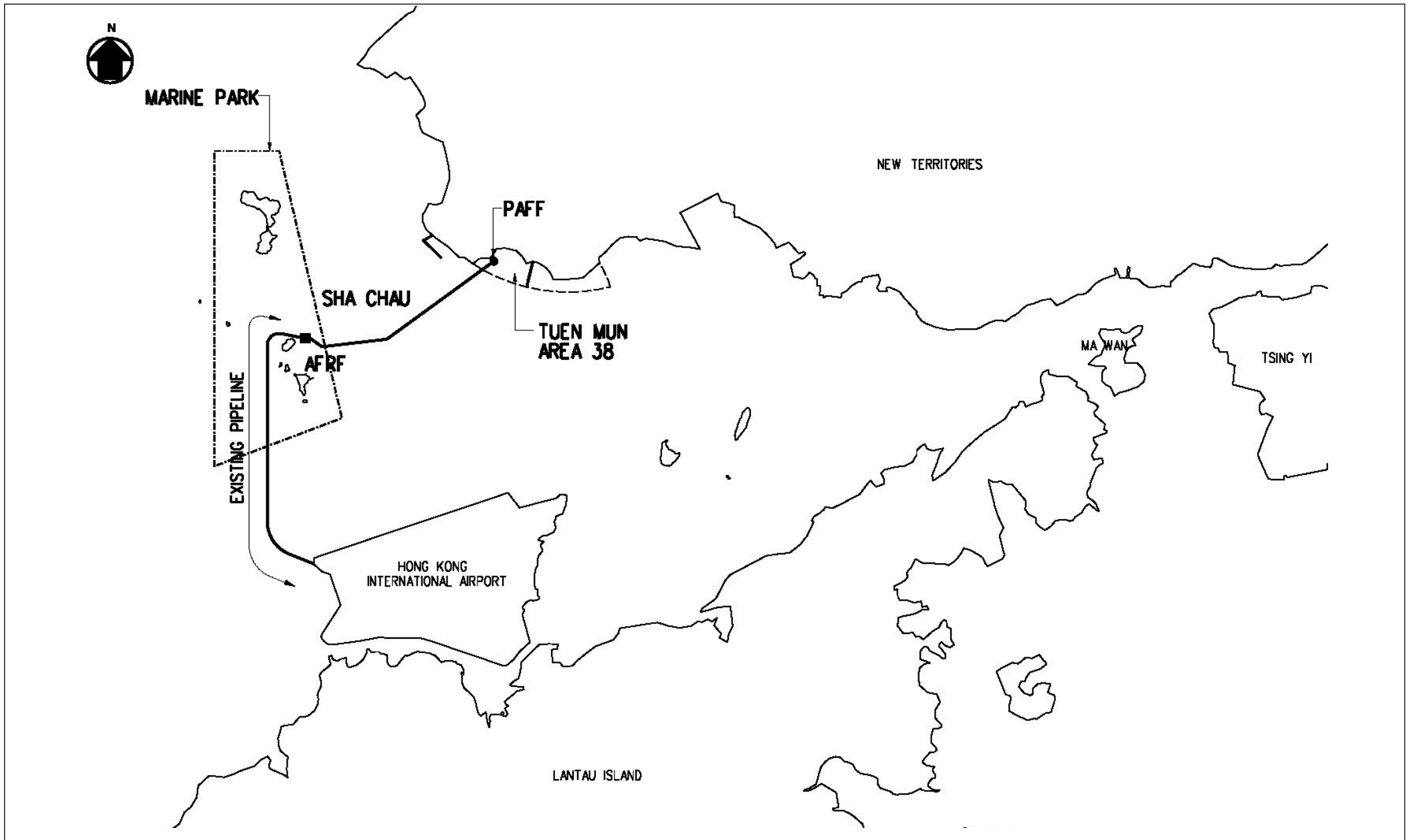
Provided that environmental mitigation measures including good on-site practises are properly implemented, it is not expected that unacceptable adverse impacts will arise.

5.3 *WORKS AND MONITORING SCHEDULE FOR THE NEXT ONE MONTH*

Work programme for the next one month includes jetty platform works (non-piling), site works (construction works for tank farm, operational and fire services buildings, pump platform, drainages, bund wall, security wall etc) and dredging operations. Weekly site inspections will be undertaken. Water quality and dolphin monitoring will be undertaken in accordance with the *EM&A Manual*.

Annex A

Project Location



Annex A

Location of PAFF

FILE: 0018105bb1
DATE: 12/11/2007






Environmental
Resources
Management



Annex B

Water Quality Monitoring
Stations, Water Quality and
Ecological Sensitive
Receivers

KEY

-  Control Stations
-  Impact Stations
-  Marine Park
-  Proposed Pipeline
-  Potential IMO1 & IMO2 Monitoring Zone

Marine Park
(Water Sensitive Receiver)

C2 (NM5)

C1 (NM3)

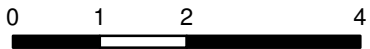
MPB1

MPB2

C3 (NM6)



Kilometers



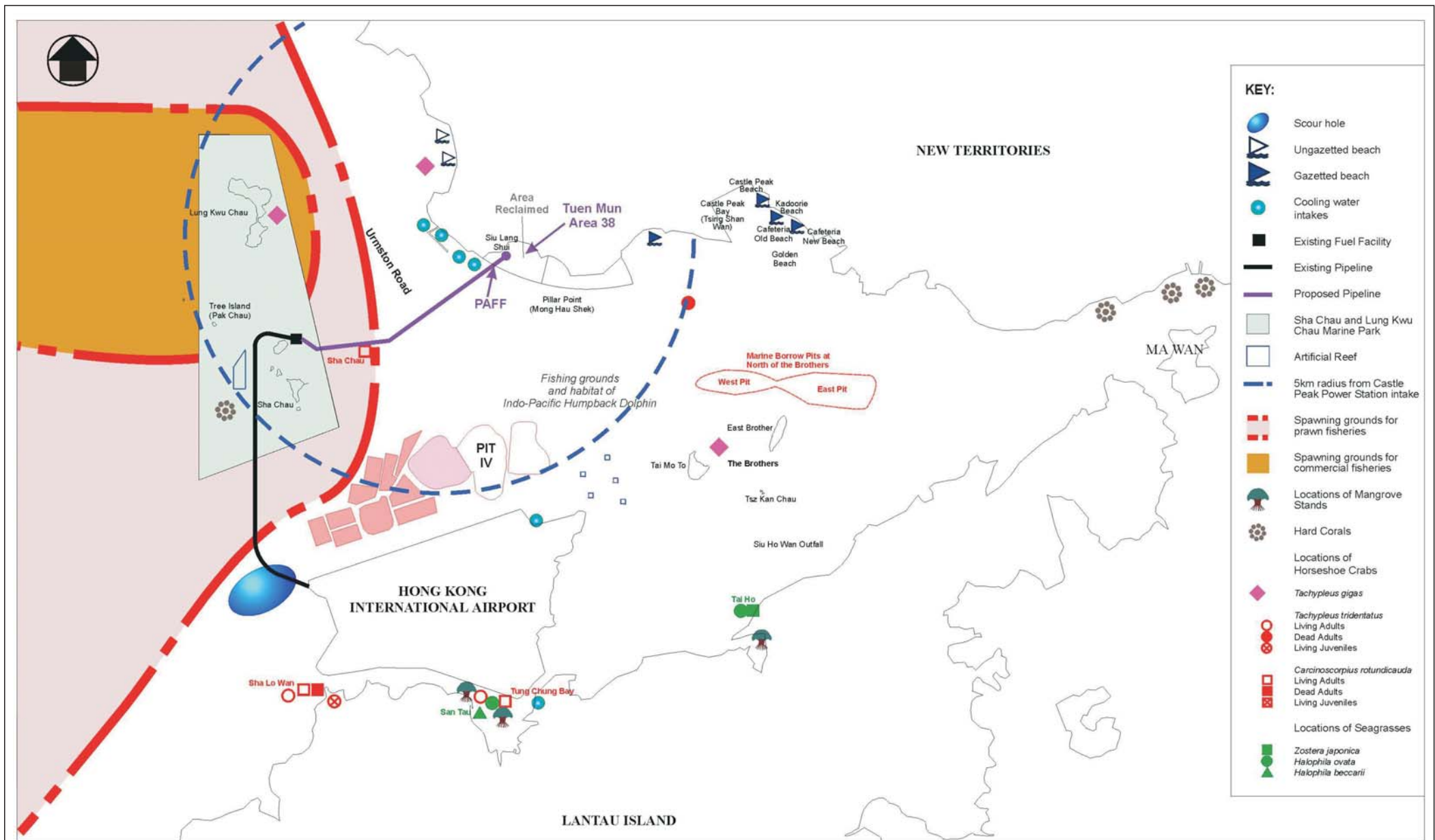
Annex B

Water Sensitive Receiver and Water Quality Monitoring Locations

File: 0018105_4.mxd
Date: 23/01/2006

**Environmental
Resources
Management**





Annex B

Water Quality and Ecological Sensitive Receivers

FILE: C2475aa
DATE: 12/11/2007

(Source : PAFF for Hong Kong International Airport EIA, Mouchel 2002)

Environmental
Resources
Management



Annex C

Monitoring Schedule for the Reporting Period and Next Month

PAFF
Tentative Impact Water Quality Monitoring Schedule for October 2008

Sunday	Monday	Tuesday	Wednesday	Thursday	Friday	Saturday
			01-Oct	02-Oct	03-Oct	04-Oct
			Mid-Ebb 14:02 Mid-Flood 19:48	Mid-Flood 08:46 Mid-Ebb 14:33	Mid-Flood 09:28 Mid-Ebb 15:04	Mid-Flood 10:18 Mid-Ebb 15:37
05-Oct	06-Oct	07-Oct	08-Oct	09-Oct	10-Oct	11-Oct
Mid-Ebb 11:22 Mid-Flood 16:09	Mid-Ebb 04:48 Mid-Flood 17:06	Mid-Ebb 05:44 Mid-Flood 18:13	(POP sampling) Mid-Ebb 06:58 Mid-Flood 19:48	Mid-Flood 16:57 Mid-Ebb 22:16	Mid-Ebb 09:24 Mid-Flood 17:05	Mid-Ebb 10:17 Mid-Flood 17:24
12-Oct	13-Oct	14-Oct	15-Oct	16-Oct	17-Oct	18-Oct
Mid-Ebb 11:02 Mid-Flood 17:44	Mid-Ebb 11:42 Mid-Flood 18:02	Mid-Ebb 12:21 Mid-Flood 18:25	Mid-Ebb 13:00 Mid-Flood 18:51	Mid-Ebb 13:40 Mid-Flood 19:20	Mid-Ebb 08:47 Mid-Flood 14:22	Mid-Flood 09:48 Mid-Ebb 15:09
19-Oct	20-Oct	21-Oct	22-Oct	23-Oct	24-Oct	25-Oct
Mid-Flood 10:54 Mid-Ebb 15:57	Mid-Flood 12:08 Mid-Ebb 16:41	Mid-Ebb 05:26 Mid-Flood 18:04	(POP sampling) Mid-Ebb 06:41 Mid-Flood 19:44	Mid-Flood 16:02 Mid-Ebb 21:47	Mid-Ebb 09:28 Mid-Flood 16:34	Mid-Ebb 10:24 Mid-Flood 17:01
26-Oct	27-Oct	28-Oct	29-Oct	30-Oct	31-Oct	
Mid-Ebb 11:10 Mid-Flood 17:25	Mid-Ebb 11:52 Mid-Flood 17:49	Mid-Ebb 12:30 Mid-Flood 18:12	Mid-Ebb 13:06 Mid-Flood 18:36	No WQ monitoring	No WQ monitoring	

PAFF
Tentative Impact Water Quality Monitoring Schedule for November 2008

Sunday	Monday	Tuesday	Wednesday	Thursday	Friday	Saturday
						01-Nov
						Mid-Flood 09:33 Mid-Ebb 14:45
02-Nov	03-Nov	04-Nov	05-Nov	06-Nov	07-Nov	08-Nov
Mid-Flood 10:19 Mid-Ebb 15:15	Mid-Flood 11:13 Mid-Ebb 15:42	Mid-Ebb 04:13 Mid-Flood 16:32	Mid-Ebb 04:42 Mid-Flood 17:23	Mid-Ebb 05:52 Mid-Flood 18:28	Mid-Ebb 15:25 Mid-Flood 21:21	Mid-Ebb 08:17 Mid-Flood 15:51
09-Nov	10-Nov	11-Nov	12-Nov	13-Nov	14-Nov	15-Nov
Mid-Flood 09:20 Mid-Flood 16:15	Mid-Flood 10:15 Mid-Ebb 16:38	Mid-Flood 11:05 Mid-Ebb 17:04	(POP sampling) Mid-Flood 11:51 Mid-Ebb 17:34	Mid-Flood 12:37 Mid-Ebb 18:07	Mid-Flood 13:25 Mid-Ebb 18:41	Mid-Flood 14:13 Mid-Ebb 19:18
16-Nov	17-Nov	18-Nov	19-Nov	20-Nov	21-Nov	22-Nov
Mid-Flood 09:58 Mid-Ebb 15:00	Mid-Flood 10:55 Mid-Ebb 15:49	Mid-Flood 11:56 Mid-Ebb 16:47	Mid-Flood 13:30 Mid-Ebb 18:29	Mid-Flood 14:19 Mid-Ebb 20:01	Mid-Flood 14:59 Mid-Ebb 21:10	Mid-Ebb 08:47 Mid-Flood 15:34
23-Nov	24-Nov	25-Nov	26-Nov	27-Nov	28-Nov	29-Nov
Mid-Ebb 09:47 Mid-Flood 16:04	Mid-Ebb 10:40 Mid-Flood 16:32	Mid-Ebb 11:28 Mid-Flood 16:58	(POP sampling) Mid-Ebb 12:10 Mid-Flood 17:23	Mid-Ebb 12:46 Mid-Flood 17:50	Mid-Ebb 13:20 Mid-Flood 18:32	Mid-Ebb 13:52 Mid-Flood 18:45
30-Nov						
Mid-Ebb 09:30 Mid-Flood 14:23						

Annex D

Cumulative Complaints Statistics

Summary of Environmental Complaints

Reporting Period	Complaint Statistics		
	Frequency	Cumulative	Complaint Nature
Before construction works	1	1	Dust
18/11/05 - 15/12/05	1	2	Dust
15/12/05 - 14/01/06	0	2	Nil
15/01/06 - 14/02/06	0	2	Nil
15/02/06 - 14/03/06	0	2	Nil
15/03/06 - 14/04/06	0	2	Nil
15/04/06 - 14/05/06	0	2	Nil
15/05/06 - 14/06/06	0	2	Nil
15/06/06 - 14/07/06	0	2	Nil
Re-commencement of construction works on 9 th July 2007			
09/07/07 - 31/07/07	0	2	Nil
01/08/07 - 31/08/07	0	2	Nil
01/09/07 - 30/09/07	0	2	Nil
01/10/07 - 31/10/07	0	2	Nil
01/11/07 - 30/11/07	0	2	Nil
01/12/07 - 31/12/07	0	2	Nil
01/01/08 - 31/01/08	0	2	Nil
01/02/08 - 29/02/08	0	2	Nil
01/03/08 - 31/03/08	0	2	Nil
01/04/08 - 30/04/08	0	2	Nil
01/05/08 - 31/05/08	0	2	Nil
01/06/08 - 30/06/08	0	2	Nil
01/07/08 - 31/07/08	0	2	Nil
01/08/08 - 31/08/08	0	2	Nil
01/09/08 - 30/09/08	0	2	Nil
01/10/08 - 31/10/08	0	2	Nil

Summary of Environmental Summons

Reporting Period	Environmental Summons		
	Frequency	Cumulative	Summon Nature
18/11/05 - 15/12/05	0	0	Nil
16/12/05 - 14/01/06	0	0	Nil
15/01/06 - 14/02/06	0	0	Nil
15/02/06 - 14/03/06	0	0	Nil
15/03/06 - 14/04/06	0	0	Nil
15/04/06 - 14/05/06	0	0	Nil
15/05/06 - 14/06/06	0	0	Nil
15/06/06 - 14/07/06	0	0	Nil

Re-commencement of construction works on 9th July 2007

09/07/07 - 31/07/07	0	0	Nil
01/08/07 - 31/08/07	0	0	Nil
01/09/07 - 30/09/07	0	0	Nil
01/10/07 - 31/10/07	0	0	Nil
01/11/07 - 30/11/07	0	0	Nil
01/12/07 - 31/12/07	0	0	Nil
01/01/08 - 31/01/08	0	0	Nil
01/02/08 - 29/02/08	0	0	Nil
01/03/08 - 31/03/08	0	0	Nil
01/04/08 - 30/04/08	0	0	Nil
01/05/08 - 31/05/08	0	0	Nil
01/06/08 - 30/06/08	0	0	Nil
01/07/08 - 31/07/08	0	0	Nil
01/08/08 - 31/08/08	0	0	Nil
01/09/08 - 30/09/08	0	0	Nil
01/10/08 - 31/10/08	0	0	Nil

Annex E

Implementation
Programme of Mitigation
Measures

ANNEX E IMPLEMENTATION SCHEDULE

EIA Reference	EM&A Manual Reference	Environmental Protection Measures	Location / Timing	Implementation Agent	Relevant Standard or Requirement	Implementation Schedule			Maintenance Agency	Implementation Status
						D	C	O		
Water Quality										
6.7	6.8.1	There should be no access to the shore or working from land within the Marine Park. No marine anchors shall be used within the Marine Park.	Marine Park / Pipeline Dredging	Contractor	TMEIA		Y		N/A	On going
6.7	6.8.1	No hydraulic dredging within Marine Park.	Marine Park / Pipeline Dredging	Contractor	TMEIA		Y		N/A	Completed
6.7	6.8.1	Dredging for pipeline trench should be timed to coincide with maintenance dredging for Sha Chau AFRF marine access channel if relevant.	Sha Chau AFRF Marine access channel	Airport Authority	TMEIA		Y		N/A	On going
6.4		The work rate for dredging should not exceed 4,000 m ³ /hr for the TSHD and 7,000 m ³ /day for the grab dredger.	Marine Park / Pipeline Dredging	Contractor	TMEIA		Y		N/A	On going
6.7	6.8.1	Standard good dredging practice measures shall be written in the dredging contract.	Marine Park / Pipeline Dredging	Franchisee	TMEIA		Y		N/A	On going
6.7	6.8.1	Use of Lean Material Overboard (LMOB) systems shall be prohibited. No mud overflow is to be permitted for dredging using TSHD.	Dredged areas/ Pipeline Dredging	Contractor	TMEIA Marine Fill Committee Guidelines. DASO permit conditions		Y		N/A	Not applicable
6.7	6.8.1	Mechanical grabs shall be designed and maintained to avoid spillage and should seal tightly while being lifted.	Dredged areas/ Pipeline Dredging	Contractor	TMEIA Marine Fill Committee Guidelines. DASO permit conditions		Y		N/A	On going
6.7	6.8.1	Barges and hopper dredgers shall have tight fittings seals to their bottom openings to prevent leakage of material.	Dredged areas/ Pipeline Dredging	Contractor	TMEIA Marine Fill Committee Guidelines. DASO permit conditions		Y		N/A	On going

EIA Reference	EM&A Manual Reference	Environmental Protection Measures	Location / Timing	Implementation Agent	Relevant Standard or Requirement	Implementation Schedule			Maintenance Agency	Implementation Status
						D	C	O		
6.7	6.8.1	Any pipe leakages shall be repaired quickly. Plant should not be operated with leaking pipes	Dredged areas/ Pipeline Dredging	Contractor	TMEIA Marine Fill Committee Guidelines. DASO permit conditions	Y			N/A	Not applicable
6.7	6.8.1	Loading of barges and hoppers shall be controlled to prevent splashing of dredged material to the surrounding water. Barges or hoppers shall not be filled to a level which will cause overflow of materials or pollution of water during loading or transportation.	Dredged areas/ Pipeline Dredging	Contractor	TMEIA Marine Fill Committee Guidelines. DASO permit conditions	Y			N/A	On going
6.7	6.8.1	Excess material shall be cleaned from the decks and exposed fittings of barges and hopper dredgers before the vessel is moved.	Dredged areas/ Pipeline Dredging	Contractor	TMEIA Marine Fill Committee Guidelines. DASO permit conditions	Y			N/A	On going
6.7	6.8.1	Adequate freeboard shall be maintained on barges to reduce the likelihood of decks being washed by wave action.	Dredged areas/ Pipeline Dredging	Contractor	TMEIA Marine Fill Committee Guidelines. DASO permit conditions	Y			N/A	On going
6.7	6.8.1	All vessels shall be sized such that adequate clearance is maintained between vessels and the sea bed at all states of the tide to ensure that undue turbidity is not generated by turbulence from vessel movement or propeller wash.	Dredged areas/ Pipeline Dredging	Contractor	TMEIA Marine Fill Committee Guidelines. DASO permit conditions	Y			N/A	On going
6.7	6.8.1	The works shall not cause foam, oil, grease, letter or other objectionable matter to be present in the water within and adjacent to the works site.	Dredged areas/ Pipeline Dredging	Contractor	TMEIA Marine Fill Committee Guidelines. DASO permit conditions	Y			N/A	Ongoing

EIA Reference	EM&A Manual Reference	Environmental Protection Measures	Location / Timing	Implementation Agent	Relevant Standard or Requirement	Implementation Schedule			Maintenance Agency	Implementation Status
						D	C	O		
6.7	6.8.1	Placement of pipeline trench backfill should be undertaken in a controlled manner to minimise impacts. Backfilling with rock should be undertaken either down pipe or by a reverse grab operation or other controlled technique to ensure that this material does not mound on the seabed	Pipeline trench/ Pipeline Dredging	Contractor	TMEIA Minimise disturbance		Y		N/A	Pending
6.7	6.8.1	Wastewater from temporary site facilities should be controlled to prevent direct discharge to surface or marine waters.	Land site/ Throughout construction period	Contractor	TMEIA ProPECC Note 1/94. WPCO TM on Effluent Standards		Y		N/A	Ongoing
6.7	6.8.1	Sewage effluent and discharges from on-site kitchen facilities shall be directed to Government sewer in accordance with the requirements of the WPCO or collected for disposal offsite. The use of soakaways shall be avoided.	Land site/ Throughout construction period	Contractor	TMEIA ProPECC Note 1/94. WPCO TM on Effluent Standards		Y		N/A	Ongoing
6.7	6.8.1	Storm drainage should be directed to storm drains via adequately designed sand/silt removal facilities such as sand traps, silt traps and sediment basins. Channels, earth bunds or sandbag barriers should be provided on site to properly direct stormwater to such silt removal facilities. Catchpits and perimeter channels should be constructed in advance of site formation works and earthworks.	Land site/ Throughout construction period	Contractor	TMEIA ProPECC Note 1/94. WPCO TM on Effluent Standards		Y		N/A	Ongoing
6.7	6.8.1	Silt removal facilities, channels and manholes shall be maintained and any deposited silt and grit shall be removed regularly, including specifically at the onset of and after each rainstorm.	Land site/ Throughout construction period	Contractor	TMEIA ProPECC Note 1/94. WPCO TM on Effluent Standards		Y		N/A	Ongoing

EIA Reference	EM&A Manual Reference	Environmental Protection Measures	Location / Timing	Implementation Agent	Relevant Standard or Requirement	Implementation Schedule			Maintenance Agency	Implementation Status
						D	C	O		
6.7	6.8.1	Temporary access roads should be surfaced with crushed stone or gravel.	Land site/ Throughout construction period	Contractor	TMEIA ProPECC Note 1/94. WPCO TM on Effluent Standards		Y		N/A	Ongoing
6.7	6.8.1	Rainwater pumped out from trenches or foundation excavations should be discharged into storm drains via silt removal facilities.	Land site/ Throughout construction period	Contractor	TMEIA ProPECC Note 1/94. WPCO TM on Effluent Standards		Y		N/A	Ongoing
6.7	6.8.1	Measures should be taken to prevent the washout of construction materials, soil, silt or debris into any drainage system.	Land site/ Throughout construction period	Contractor	TMEIA ProPECC Note 1/94. WPCO TM on Effluent Standards		Y		N/A	Ongoing
6.7	6.8.1	Open stockpiles of construction materials (e.g. aggregates and sand) on site should be covered with tarpaulin or similar fabric during rainstorms.	Land site/ Throughout construction period	Contractor	TMEIA ProPECC Note 1/94. WPCO TM on Effluent Standards		Y		N/A	Ongoing
6.7	6.8.1	Manholes (including any newly constructed ones) should always be adequately covered and temporarily sealed so as to prevent silt, construction materials or debris from getting into the drainage system, and to prevent storm run-off from getting into foul sewers.	Land site/ Throughout construction period	Contractor	TMEIA ProPECC Note 1/94. WPCO TM on Effluent Standards		Y		N/A	Ongoing
6.7	6.8.1	Discharges of surface run-off into foul sewers must always be prevented in order not to unduly overload the foul sewerage system.	Land site/ Throughout construction period	Contractor	TMEIA ProPECC Note 1/94. WPCO TM on Effluent Standards		Y		N/A	Ongoing

EIA Reference	EM&A Manual Reference	Environmental Protection Measures	Location / Timing	Implementation Agent	Relevant Standard or Requirement	Implementation Schedule			Maintenance Agency	Implementation Status
						D	C	O		
6.7	6.8.1	All vehicles and plant should be cleaned before they leave the construction site to ensure that no earth, mud or debris is deposited by them on roads. A wheel washing bay should be provided at every site exit.	Land site/ Throughout construction period	Contractor	TMEIA ProPECC Note 1/94. WPCO TM on Effluent Standards		Y		N/A	Ongoing
6.7	6.8.1	Wheel wash overflow shall be directed to silt removal facilities before being discharged to the storm drain.	Land site/ Throughout construction period	Contractor	TMEIA ProPECC Note 1/94. WPCO TM on Effluent Standards		Y		N/A	Ongoing
6.7	6.8.1	The section of construction road between the wheel washing bay and the public road should be surfaced with crushed stone or coarse gravel.	Land site/ Throughout construction period	Contractor	TMEIA ProPECC Note 1/94. WPCO TM on Effluent Standards		Y		N/A	Ongoing
6.7	6.8.1	Wastewater generated from concreting, plastering, internal decoration, cleaning work and other similar activities, shall be screened to remove large objects.	Land site/ Throughout construction period	Contractor	TMEIA ProPECC Note 1/94. WPCO TM on Effluent Standards		Y		N/A	Ongoing
6.7	6.8.1	Vehicle and plant servicing areas, vehicle wash bays and lubrication facilities shall be located under roofed areas. The drainage in these covered areas shall be connected to foul sewers via a petrol interceptor in accordance with the requirements of the WPCO or collected for off site disposal.	Land site/ Throughout construction period	Contractor	TMEIA ProPECC Note 1/94. WPCO TM on Effluent Standards		Y		N/A	Ongoing
6.7	6.8.1	The contractors shall prepare oil/chemical cleanup plan and ensure that leakages or spillages are contained and cleaned up immediately.	Land site/ Throughout construction period	Contractor	TMEIA ProPECC Note 1/94. WPCO TM on Effluent Standards		Y		N/A	Ongoing

EIA Reference	EM&A Manual Reference	Environmental Protection Measures	Location / Timing	Implementation Agent	Relevant Standard or Requirement	Implementation Schedule			Maintenance Agency	Implementation Status
						D	C	O		
6.7	6.8.1	Waste oil should be collected and stored for recycling or disposal, in accordance with the Waste Disposal Ordinance.	Land site/ Throughout construction period	Contractor	TMEIA ProPECC Note 1/94. WPCO TM on Effluent Standards		Y		N/A	Ongoing
6.7	6.8.1	All fuel tanks and chemical storage areas should be provided with locks and be sited on sealed areas. The storage areas should be surrounded by bunds with a capacity equal to 110% of the storage capacity of the largest tank.	Land site/ Throughout construction period	Contractor	TMEIA ProPECC Note 1/94. WPCO TM on Effluent Standards		Y		N/A	Ongoing
6.7	6.8.1	Surface run-off from bunded areas should pass through oil/grease traps prior to discharge to the stormwater system.	Land site/ Throughout construction period	Contractor	TMEIA ProPECC Note 1/94. WPCO TM on Effluent Standards		Y		N/A	Ongoing
6.7	6.8.1	Wastewater from pipe commissioning dewatering exercises shall be stored on site and for chemical analysis and safe disposal in accordance with the WPCO.	Tank Farm/Tank farm commissioning	Franchisee	TMEIA WPCO TM on Effluent Standards		Y		N/A	Ongoing
6.7	Section 6	All construction works shall be subject to routine audit to ensure implementation of all EIA recommendations and good working practice.	Land site/ Throughout construction period	Contractor	EM&A Manual		Y		N/A	Ongoing
6.7	Section 6	Submarine section of aviation fuel pipeline shall be covered with rock armour protection which shall not protrude above the level of the adjacent natural seabed.	Submarine pipeline	Franchisee	TMEIA Rock armour to minimum thickness of 1m	Y	Y		Franchisee	On going
6.7	Section 6	Detailed emergency response procedures shall be drawn up. These will include requirements to maintain floating oil booms, absorbent materials and skimmers on site at all times.	All facilities	Franchisee	TMEIA Industry Standards e.g. Oil Companies International Marine Forum			Y	Franchisee	Pending

EIA Reference	EM&A Manual Reference	Environmental Protection Measures	Location / Timing	Implementation Agent	Relevant Standard or Requirement	Implementation Schedule			Maintenance Agency	Implementation Status
						D	C	O		
6.7	Section 6	Coupling points on the jetty will be protected with slop collection utilities.	Jetty	Franchisee	TMEIA Rock armour to minimum thickness of 1m	Y			Franchisee	On going
6.7	Section 6	Auxiliary tanks shall be permanently maintained at the tank farm for recovered fuel and slops.	Tank farm	Franchisee	TMEIA			Y	Franchisee	Pending
6.7	Section 6	Oily drainage systems and slop collection systems will connect to an oil/water separator.	Tank farm	Franchisee	TMEIA Industry Standards e.g. Oil Companies International Marine Forum		Y		Franchisee	On going
6.7	Section 6	All tanks shall be bunded to a capacity of at least 150% of the largest individual tank in each compound by 2040. Tank pits shall be protected by an impermeable bed (e.g. geotextile sheeting) to prevent seepage of aviation fuel to ground. A leak detection system shall be installed beneath the containment membrane.	Tank farm	Franchisee	TMEIA Hong Kong Code of Practice for Oil Installations, 1992		Y		Franchisee	On going
6.7	Section 6	There shall be no direct outlet from the bund. A collection pump shall be included in the base. Removal of accumulated rainwater shall be activated manually and discharged to storm drain via an oil/water separator.	Tank farm	Franchisee	TMEIA		Y		Franchisee	On going
6.7	Section 6	Contingency procedures shall be drawn up to ensure containment and safe disposal of any fuel lost from tanks or pipework. Suitable absorbent materials (e.g. sand or earth) shall be kept on site to deal with spillages.	Tank farm	Franchisee	TMEIA Hong Kong Code of Practice for Oil Installations, 1992			Y	Franchisee	Pending
6.7	Section 6	Valves shall be installed within the storm drainage system to facilitate the retention of spillages.	Tank farm	Franchisee	TMEIA		Y		Franchisee	On going

EIA Reference	EM&A Manual Reference	Environmental Protection Measures	Location / Timing	Implementation Agent	Relevant Standard or Requirement	Implementation Schedule			Maintenance Agency	Implementation Status
						D	C	O		
6.10	Section 6	Water quality monitoring shall be undertaken for suspended solids, turbidity, and dissolved oxygen.	Design monitoring stations as defined in EM&A Manual, section 6. Construction period when dredging takes place within 1000m of Marine Park and along entire length of the pipeline	Contractor	EM&A Manual		Y		N/A	Ongoing
6.10	Section 6	Routine water quality monitoring in the vicinity of the PAFF site to check the effectiveness of the proposed precautionary measures implemented for on-site spill control. The details of the monitoring to be undertaken will be prepared by the Franchisee as part of the PAFF Operations Manual and the details will be agreed with the relevant authorities within 3 months of the commencement of operation of the PAFF. Monitoring should include but not be limited to the parameters of TPH and PAH and reference should be made to the existing monitoring programme undertaken for the fuel tank farm on the HKIA platform.	Operational phase. Location and frequency to be determined and agreed with relevant authorities	Franchisee	EM&A Manual			Y	N/A	Pending
Ecology 7.8	5.3	Undertake post construction dolphin abundance monitoring.	Construction	Contractor	TMEIA		Y		N/A	Pending

EIA Reference	EM&A Manual Reference	Environmental Protection Measures	Location / Timing	Implementation Agent	Relevant Standard or Requirement	Implementation Schedule			Maintenance Agency	Implementation Status
						D	C	O		
7.8	5.3	A 250m dolphin exclusion zone shall be implemented and dredging shall not begin until the observer has confirmed that the area has been clear for 30 minutes.	250m around dredger/throughout dredging in Marine Park and along the length of pipeline	Contractor	TMEIA		Y		N/A	Ongoing
7.8	5.3	Avoidance of dolphin main calving season between March and August.	Throughout dredging in Marine Park and along the length of the pipeline	Contractor	TMEIA		Y		N/A	Ongoing
Landscape & Visual										
8.10	7.2.1	The construction programme for the PAFF should be reduced to the shortest possible period.	PAFF site / throughout construction period	Contractor	TMEIA	Y	Y		N/A	Ongoing
8.10	7.2.1	The extent and periphery of the works areas should be managed so that they are as small as possible and do not appear cluttered, untidy and unattractive, particularly to road traffic along Lung Mun Road.	PAFF site / throughout construction period	Contractor	TMEIA		Y	Y	N/A	Ongoing
8.10	7.2.1	Temporary hoarding barriers should be of a recessive visual appearance in both colour and form.	PAFF site / throughout construction period	Contractor	TMEIA	Y	Y		N/A	Ongoing
8.10	7.2.1	Materials should be stored in areas with the least obstruction to residents, pedestrians and traffic.	PAFF site / throughout construction period	Contractor	TMEIA		Y	Y	N/A	Ongoing

EIA Reference	EM&A Manual Reference	Environmental Protection Measures	Location / Timing	Implementation Agent	Relevant Standard or Requirement	Implementation Schedule			Maintenance Agency	Implementation Status
						D	C	O		
8.10	7.2.1	All material stockpiles should be covered with an impermeable material and sandbagging diversions should be placed around exposed soil.	PAFF site / throughout construction period	Contractor	TMEIA		Y	Y	N/A	Ongoing
8.10	7.2.1	Conservation of existing and imported soil resources.	PAFF site / throughout construction period of fuel tank expansion	Contractor	TMEIA			Y	N/A	Ongoing
8.10	7.2.1	A landscape perimeter bund comprising containment bund-wall, access road and planting buffer shall be built and maintained around the tank farm.	PAFF site / throughout construction period	Project Proponent	TMEIA	Y	Y	Y	Franchisee	Ongoing
8.10	7.2.1	The design of the PAFF should incorporate materials, details and textures which are visually recessive.	PAFF site / design	Project Proponent	TMEIA	Y	Y		N/A	Ongoing
8.10	7.2.1	Colours should be of low chromatic intensity to reduce the potential contrast between the structure and their background.	PAFF site tanks / design	Project Proponent	TMEIA	Y	Y		N/A	Ongoing
8.10	7.2.1	Visually permeable security fencing should be used around the perimeter.	Site perimeter	Project Proponent	TMEIA	Y	Y	Y	N/A	Ongoing
8.10	7.2.1	Minimum amount of lighting for the tanks shall be used, only applied for safety at the key access points and staircases.	Tanks / Operational phase	Project Proponent	TMEIA	Y	Y	Y	N/A	Ongoing
8.10	7.2.1	Limited lighting intensity on the site.	PAFF site / Operational phase	Project Proponent	TMEIA	Y	Y	Y	N/A	Ongoing
8.10	7.2.1	Directional down lighting is suggested to minimise light spill to the surrounding area.	PAFF site / Operational phase	Project Proponent	TMEIA	Y	Y	Y	N/A	Ongoing

Cultural Heritage

EIA Reference	EM&A Manual Reference	Environmental Protection Measures	Location / Timing	Implementation Agent	Relevant Standard or Requirement	Implementation Schedule			Maintenance Agency	Implementation Status
						D	C	O		
9.8.1	9.2.1	Undertake a watching brief during dredging of the pipeline within 25m either side of anomalies SS1 and SS2. This should comprise: <ul style="list-style-type: none"> Dredge operators to be made aware of the potential presence of cultural heritage material. The operators would be required to report to the AMO any unusual resistance and/or recovery of timbers, anchors or other wreck related material. Any obstacles encountered during the dredging that are of timber should be reported to the marine archaeologist. The obstacle should be avoided and not removed until it has been assessed by the marine archaeologist as to whether the obstacle is of cultural heritage importance; A marine archaeologist shall be on board the dredging barge during dredging within 25m either side of SS1 and SS2 in the event of any unusual resistance occurring or blockages which requires the dredge head to be brought on deck for cleaning and examination; and, 	Within vicinity of SS1 and SS2	Franchisee	TMEIA		Y		N/A	Ongoing

EIA Reference	EM&A Manual Reference	Environmental Protection Measures	Location / Timing	Implementation Agent	Relevant Standard or Requirement	Implementation Schedule			Maintenance Agency	Implementation Status
						D	C	O		
		<ul style="list-style-type: none"> Dredging to cease in the nominated area SS1 after 3 meters of sediment removal and after 1 metre for SS2. A dive survey will then be undertaken to examine the trench for possible cultural remains. 								
9.8.2	9.2.1	During the course of the watching brief, if the targets are identified as being potentially archaeologically important, then an immediate marine archaeological impact assessment in accordance with EIAO TM Annex 19 will be required to be undertaken by a qualified marine archaeologist.	With vicinity of SS1 and SS2	Franchisee	TMEIA		Y		N/A	Ongoing
9.8.4	9.2.1	Any changes, additions or alterations to the dredging method and alignment should be further assessed by marine archaeologist to determine if any further assessment is required.	Pipeline alignment	Franchisee	TMEIA		Y		N/A	Ongoing
Fuel Spill Risk										
11.4.1	10.2	Tank farms will be constructed in a bunded area surrounding the tanks which will have collection capacity of 150% of the maximum content of the largest tank.	Tank farm / Design Phase	Franchisee	TMEIA		Y		N/A	On going
11.4.1	10.2	Emergency shut down valves shall be installed within the wider site storm drainage system.	Tank farm / Design Phase	Franchisee	TMEIA		Y		N/A	On going
11.4.1	10.2	An impermeable membrane shall be installed in the tank foundation beneath the tank bottom.	Tank farm / Design Phase	Franchisee	TMEIA		Y		N/A	On going
11.4.1	10.2	Pipeline to be covered with a protective rock armour layer.	Pipelines/ Design Phase	Franchisee	TMEIA		Y		Franchisee	On going
11.4.1	10.2	An integrated leak detection system shall be installed to all pipelines to provide early detection of any leak.	Pipelines/ Design Phase	Franchisee	TMEIA		Y		N/A	On going

EIA Reference	EM&A Manual Reference	Environmental Protection Measures	Location / Timing	Implementation Agent	Relevant Standard or Requirement	Implementation Schedule			Maintenance Agency	Implementation Status
						D	C	O		
11.4.1	10.2	An automatic shut-off system shall be implemented for pipelines.	Pipelines/ Design Phase	Franchisee	TMEIA	Y			N/A	On going
11.4.1	10.2	A workboat shall be on standby at the jetty during tanker berthing.	Jetty/ During Tanker Berth	Franchisee	TMEIA	Y	Y		N/A	Pending
11.4.1	10.2	Skimmers shall be available for quick deployment in case of a spill.	Jetty/ During Tanker Berth	Franchisee	TMEIA	Y	Y		N/A	Pending
11.4.1	10.2	An emergency response plan shall be prepared prior to the operation of the PAFF.	Jetty/ During Tanker Berth	Franchisee	TMEIA	Y	Y		N/A	Pending
11.4.1	10.2	Operator-training programme shall be implemented.	Jetty/ During Tanker Berth	Franchisee	TMEIA	Y	Y		N/A	Pending
11.6	10.4	During the planning of the later phase of the tank farm development, in order to ensure that the required mitigation measures are undertaken at that time, review the EIA report only if the latest technology, industrial standards and statutory requirements have changed by that time.	During planning stage for future tank construction	Franchisee	TMEIA		Y		N/A	Pending

EIA Reference	EM&A Manual Reference	Environmental Protection Measures	Location / Timing	Implementation Agent	Relevant Standard or Requirement	Implementation Schedule			Maintenance Agency	Implementation Status
						D	C	O		
11.6	10.4	Regular inspections and audits will be undertaken by the Franchisee during the operational phase of the facility: <ul style="list-style-type: none"> Two inspections every year of the tank farm, jetty and pipelines including one undertaken pursuant to the Joint Inspection Group (JIG) explained above; Inspection of the whole sub sea pipelines every 5 to 10 years; Health, Safety and Environmental audit of the facility once every 3 years; and, Inspection of the structural integrity of the tanks once per year. 	Operation	Franchisee	TMEIA			Y	N/A	Pending
11.6	10.4	Prepare an Environmental Management Plan to ensure the on-going adequacy of the fuel spill contingency plan and that it is being implemented as required and that the above mitigation measures have been incorporated and are effective.	Within 3 months of start of operation of the PAFF with audits every 24 months	Franchisee	TMEIA			Y	N/A	Pending
Land Contamination										
13.5.1	10.2	Bunding shall be provided by all fuel storage areas to at least 150% of largest individual tank in each compound.	Tank farm / Design	Franchisee	TMEIA	Y			N/A	On going
13.5.1	10.2	Relevant design standards for storage tanks, pipework, containment and drainage shall be adhered to.	Tank farm / Design	Franchisee	TMEIA	Y			N/A	On going
13.5.1	10.2	Plant inspections and maintenance shall be undertaken once per month.	Tank farm / Design	Franchisee	TMEIA	Y	Y	Y	N/A	On going
13.5.1	10.2	Impermeable lining shall be provided for all tank pits.	Tank farm / Design	Franchisee	TMEIA	Y			N/A	On going

EIA Reference	EM&A Manual Reference	Environmental Protection Measures	Location / Timing	Implementation Agent	Relevant Standard or Requirement	Implementation Schedule			Maintenance Agency	Implementation Status
						D	C	O		
13.5.1	10.2	Leak detection systems shall be provided to all valves.	Tank farm / Design	Franchisee	TMEIA	Y			N/A	On going
13.5.1	10.2	Surface drainage shall be contained and treated prior to discharge.	Tank farm / Design	Franchisee	TMEIA	Y	Y	Y	N/A	On going
13.5.1	10.2	Emergency spill response plans shall be prepared.	Tank farm / Design	Franchisee	TMEIA	Y		Y	N/A	Pending
13.5.1	10.2	Spill control materials and equipment shall be provided on site.	Tank farm / Design	Franchisee	TMEIA	Y		Y	N/A	Pending
13.5.1	10.2	Runoff from the roof of site buildings and landscaped areas shall be conveyed in closed drains to the nearest storm water drain to prevent the generation of excessive quantities of surface water which may be polluted.	Tank farm / Design	Franchisee	TMEIA	Y		Y	N/A	On going
13.5.5	10.2	Suitable absorbent materials (e.g. sand or earth) shall be kept on site to deal with spills. Chemical dispersants shall not be employed.	Tank farm / Design	Franchisee	TMEIA	Y			N/A	Pending
13.5.5	10.2	The facility shall be designed, constructed, operated and maintained in full accordance with the Code of Practice for Oil Installations, 1992.	Tank farm / Design	Franchisee	TMEIA	Y	Y	Y	N/A	On going
13.5.5	10.2	Tank pressure testing shall be carried out routinely to check for possible tank leaks. Product inventory monitoring shall be integrated into site management procedures to check for any abnormal or unexpected product loss.	Tank farm / Design	Franchisee	TMEIA	Y	Y	Y	N/A	On going
13.5.5	10.2	Tank overflow monitoring systems shall be installed and regularly tested. Inlet valves shall be designed to automatically shutdown on exceedance of "high-high level" to prevent over-filling.	Tank farm / Design	Franchisee	TMEIA	Y	Y	Y	N/A	On going
13.5.5	10.2	Pipe leakages shall be routinely checked for by means of a pressure sensitive leak detection system and routine inventory control.	Tank farm / Design	Franchisee	TMEIA	Y	Y	Y	N/A	On going

EIA Reference	EM&A Manual Reference	Environmental Protection Measures	Location / Timing	Implementation Agent	Relevant Standard or Requirement	Implementation Schedule			Maintenance Agency	Implementation Status
						D	C	O		
13.5.5	10.2	Drainage from areas of hardstanding shall be treated by means of oil/water separators prior to discharge to storm drain. All surface drainage shall be fitted with closure valves to provided additional containment and facilitate clean up of any leaks.	Tank farm / Design	Franchisee	TMEIA	Y	Y	Y	N/A	On going
13.5.5	10.2	The delivery pipeline from the jetty and the supply line to the airport shall be fitted with pressure sensitive leak detectors.	Tank farm / Design	Franchisee	TMEIA	Y	Y		N/A	On going
Waste Management										
14.7.2	8.3.1	The Contractor shall identify a coordinator for the management of waste.	Contract mobilisation	Contractor	TMEIA		Y		N/A	Ongoing
14.7.2	8.3.1	The waste coordinator shall prepare and implement a Waste Management Plan which specifies procedures such as ticketing system, to facilitate tracking of loads and to ensure that illegal disposal of waste does not occur, and protocols for the maintenance of records of the quantities of wastes generated, recycled and disposal.	Contract mobilisation	Contractor	TMEIA, Works Branch Technical Circular No. 5/99 for the Trip-ticket System for Disposal of Construction and Demolition Material		Y		N/A	Ongoing

EIA Reference	EM&A Manual Reference	Environmental Protection Measures	Location / Timing	Implementation Agent	Relevant Standard or Requirement	Implementation Schedule			Maintenance Agency	Implementation Status
						D	C	O		
14.7.2	8.3.1	The Contractor shall apply for and obtain the appropriate licenses for the disposal of public fill, chemical waste and effluent discharges.	Contract mobilisation	Contractor	TMEIA, Land (Miscellaneous Provisions) Ordinance (Cap 28); Waste Disposal Ordinance (Cap 354); Dumping at Sea Ordinance (Cap 466); Water Pollution Control Ordinance.		Y		N/A	Ongoing
14.7.2	8.3.1	No waste shall be burnt on site.	PAFF Site throughout construction period	Contractor	TMEIA		Y		N/A	Ongoing
14.7.2	8.3.1	Excavated material shall be used on site for purposes of landscaping or formation of bund walls as far as possible.	All site / throughout construction period	Contractor	TMEIA		Y		N/A	Ongoing
14.7.2	8.3.1	All material shall be reused on site as far as practicable, including formwork plywood, topsoil and excavated material.	All site / throughout construction period	Contractor	TMEIA		Y		N/A	Ongoing
14.7.2	8.3.1	Suitable provisions shall be included in the construction contract to ensure that the Contractor sorts and recycles waste.	Contract preparation stage	HyD	TMEIA		Y		N/A	Ongoing

EIA Reference	EM&A Manual Reference	Environmental Protection Measures	Location / Timing	Implementation Agent	Relevant Standard or Requirement	Implementation Schedule			Maintenance Agency	Implementation Status
						D	C	O		
14.7.2	8.3.1	Re-use and recycling of waste must always be considered first. Waste disposal shall only be undertaken in the last resort. Any surplus material generated shall be sorted on site into construction and demolition (C&D) waste and the public fill fraction. A sorting facility shall be set up on the site.	All areas / throughout construction period	Contractor	TMEIA		Y		N/A	Ongoing
14.7.2	8.3.1	The site and surroundings shall be kept tidy and litter free.	All areas / throughout construction period	Contractor	TMEIA		Y		N/A	Ongoing
14.7.2	8.3.1	The C&D waste shall be disposed of at a licensed landfill or deposited at an authorised waste transfer facility and the material suitable for public fill delivered to a public filling area, public filling barging point or public fill stockpile area after obtaining the appropriate licence.	CEDD public fill stockpile in Mui Wo, North Lantau or Mui Wo refuse transfer stations / Throughout construction period	Contractor	TMEIA		Y		N/A	Ongoing
14.7.2	8.3.1	Stockpile material shall avoid vegetated areas.	All areas / throughout construction period	Contractor	TMEIA		Y		N/A	Ongoing
14.7.2	8.3.1	Stockpiles shall be covered by tarpaulin and/or watered as required.	All areas / throughout construction period, particularly during dry season	Contractor	TMEIA, Public Health and Municipal Services Ordinance (Cap 132) and the Public Cleansing and Prevention of Nuisances (Regional Council) By-laws		Y		N/A	Ongoing

EIA Reference	EM&A Manual Reference	Environmental Protection Measures	Location / Timing	Implementation Agent	Relevant Standard or Requirement	Implementation Schedule			Maintenance Agency	Implementation Status
						D	C	O		
14.7.2	8.3.1	Storage of material on site should be kept to a minimum.	All areas / throughout construction period	Contractor	TMEIA, Public Cleansing and Prevention of Nuisances (Regional Council) By-laws		Y		N/A	Ongoing
14.7.2	8.3.1	Excavated material in trucks shall be covered by tarpaulins.	All areas, particularly at site exits / throughout construction period	Contractor	TMEIA, Reduce the potential for spillage and dust. Public Health and Municipal Services Ordinance (Cap 132) and the Public Cleansing and Prevention of Nuisances (Regional Council) By-laws		Y		N/A	Ongoing
14.7.2	8.3.1	Wheel washing facilities shall be used by all trucks leaving the site to prevent the transfer of mud onto public roads.	Site entrances and exits / throughout construction period	Contractor	TMEIA, Public Cleansing and Prevention of Nuisances (Regional Council) By-laws		Y		N/A	Ongoing

EIA Reference	EM&A Manual Reference	Environmental Protection Measures	Location / Timing	Implementation Agent	Relevant Standard or Requirement	Implementation Schedule			Maintenance Agency	Implementation Status
						D	C	O		
14.7.2	8.3.1	Suitable chemical waste storage areas should be formed at the works site for temporary storage pending collection.	Works site/ throughout construction period	Contractor	TMEIA, Code of Practice on the Packaging, Labelling and Storage of Chemical Wastes. A Guide to the Chemical Waste Control Scheme		Y		N/A	Ongoing
14.7.2	8.3.1	A licensed contractor shall be employed to collect chemical waste for delivery to a licensed treatment facility.	Chemical waste treatment facility at Tsing Yi / throughout construction period	Contractor	TMEIA, Code of Practice on the Packaging, Labelling and Storage of Chemical Wastes. A Guide to the Chemical Waste Control Scheme		Y		N/A	Ongoing
14.7.2	8.3.1	Temporary storage areas for general refuse should be enclosed to avoid environmental impacts.	All areas/ throughout construction period	Contractor	TMEIA, Public Health and Municipal Services Ordinance		Y		N/A	Ongoing
14.7.2	8.3.1	Sufficient dustbins should be provided for storage of waste.	All areas/ throughout construction period	Contractor	TMEIA, Public Cleansing and Prevention of Nuisances Ordinance (Regional Council) By-laws, Public Health and Municipal Services Ordinance		Y		N/A	Ongoing

EIA Reference	EM&A Manual Reference	Environmental Protection Measures	Location / Timing	Implementation Agent	Relevant Standard or Requirement	Implementation Schedule			Maintenance Agency	Implementation Status
						D	C	O		
14.7.2	8.3.1	General refuse should be cleared daily and should be disposed of to the nearest licensed facility.	All areas, WENT landfill or NWNT refuse transfer stations/ throughout construction period	Contractor	TMEIA, Sanitation and Conservancy (Regional Council) By-laws		Y		N/A	Ongoing
14.7.2	8.3.1	Waste oils, chemicals or solvents shall not be disposed of to drain.	PAFF site/ throughout construction period	Contractor	TMEIA		Y		N/A	Ongoing
14.7.2	8.3.1	Good site practice shall be implemented to avoid waste generation and promote waste minimisation.	PAFF site/ throughout construction period	Contractor	TMEIA		Y			Ongoing
14.7.2	8.3.1	Waste materials such as paper, metal, timber and waste oil shall be recycled as far as practicable.	PAFF site/ throughout construction period	Contractor	TMEIA		Y		N/A	Ongoing
14.7.2	8.3.1	Temporary structures used during construction shall be provided in the form of proprietary Protakabin type units sited on areas of permanent hard paving units as far as practicable.	PAFF site/ throughout construction period	Contractor	TMEIA		Y		N/A	Ongoing
14.7.2	8.3.1	Dredged marine mud shall be disposed of in a gazetted marine disposal ground under the requirements of the Dumping at Sea Ordinance.	PAFF site/ throughout construction period				Y		N/A	Ongoing
14.7.2	8.3.1	All waste containers shall be in good condition and fitted with lids or covers to prevent waste from escaping or the ingress of water.	PAFF site/ throughout construction period	Contractor	TMEIA		Y		N/A	Ongoing
14.7.2	8.3.1	All waste containers shall be in a secure area on hardstanding.	PAFF site/ throughout construction period	Contractor	TMEIA		Y		N/A	Ongoing

EIA Reference	EM&A Manual Reference	Environmental Protection Measures	Location / Timing	Implementation Agent	Relevant Standard or Requirement	Implementation Schedule			Maintenance Agency	Implementation Status
						D	C	O		
14.7.2	8.3.1	Emergency equipment to deal with any spillage or fire shall be kept on site.	PAFF site/ throughout construction period		TMEIA		Y		N/A	Ongoing
14.7.2	8.3.1	All containers used for storage of chemical waste shall be maintained in good condition and clearly labelled in both English and Chinese.	PAFF site/ throughout construction period	Contractor	TMEIA		Y		N/A	Ongoing
14.7.2	8.3.1	All storage areas for chemical waste shall be: <ul style="list-style-type: none"> Clearly labelled; Enclosed on at least 3 sides; Have impermeable floor and bunding sufficient to fully retain any spillage or leakages; Ventilated; and, Covered to prevent rainfall from entering. 	PAFF site/ throughout construction period	Contractor	TMEIA		Y		N/A	Ongoing
14.7.2	8.3.1	All types of asbestos including sources (such as clutch linings) shall be treated as chemical waste. Asbestos containing wastes shall be kept separate from other wastes.	PAFF site/ throughout construction period	Contractor	TMEIA		Y		N/A	Ongoing
14.7.2	8.3.1	All leaking containers shall be contained and removed from site as soon as is reasonably practicable.	PAFF site/ throughout construction period	Contractor	TMEIA		Y		N/A	Ongoing
14.7.2	8.3.1	Training shall be provided to workers about the concepts of site cleanliness and appropriate waste management procedures, including waste reduction, reuse and recycling.	PAFF site/ throughout construction period	Contractor	TMEIA		Y		N/A	Ongoing

EIA Reference	EM&A Manual Reference	Environmental Protection Measures	Location / Timing	Implementation Agent	Relevant Standard or Requirement	Implementation Schedule			Maintenance Agency	Implementation Status
						D	C	O		
14.7.2 Section 5	8.3.1	EM&A of waste handling, storage, transportation, disposal procedures and documentation through the site audit programme shall be undertaken.	All areas/ throughout construction period	Contractor	TMEIA		Y		N/A	Ongoing

Annex F

QA/QC Results for
Laboratory Testing of
Suspended Solids



CERTIFICATE OF ANALYSIS

Client : ERM HONG KONG
Contact : MS KAREN LUI
Address : 21/F, LINCOLN HOUSE, 979 KING'S ROAD,
 TAIKOO PLACE, ISLAND EAST,
 QUARRY BAY, HONG KONG
E-mail : Karen.Lui@erm.com
Telephone : +852 2271 3000
Facsimile : +852 2723 5660
Project : EM&A FOR THE PERMANENT AVIATION FUEL
 FACILITY
Order number : ----
C-O-C number : ----
Site : ----

Laboratory : ALS Technichem (HK) Pty Ltd
Contact : Wong Wai Man, Alice
Address : 11/F., Chung Shun Knitting Centre,
 1 - 3 Wing Yip Street,
 Kwai Chung, N.T., Hong Kong
E-mail : Alice.Wong@alsenviro.com
Telephone : +852 2610 1044
Facsimile : +852 2610 2021
Quote number : ----

Page : 1 of 5
Work Order : **HK0815259**

Date received : 01-OCT-2008

Date of issue : 08-OCT-2008

No. of samples - *Received* : 74
 - *Analysed* : 74

Report Comments

This report for ALS Technichem (HK) Pty Ltd work order reference HK0815259 supersedes any previous reports with this reference. The completion date of analysis is . Results apply to sample(s) as submitted. All pages of this report have been checked and approved for release. When date(s) and/or time(s) are shown bracketed, these have been assumed by the laboratory for process purposes. Abbreviations: CAS number = Chemical Abstract Services number. LOR = Limit of reporting.

Specific comments for Work Order HK0815259 : **Sample(s) were picked up from client by ALS Technichem (HK) staff in a chilled condition.**
Water sample(s) analysed and reported on an as received basis.

This report may not be reproduced except with prior written approval from ALS Technichem (HK) Pty Ltd.

This document has been electronically signed by those names that appear on this report and are the authorised signatories. Electronic signing has been carried out in compliance with procedures specified in the 'Electronic Transactions Ordinance' of Hona Kona. Chapter 553. Section 6.

<i>Signatory</i>	<i>Position</i>	<i>Authorised results for:-</i>
Fung Lim Chee, Richard	General Manager	Inorganics

ALS Laboratory Group

Trading Name: **ALS Technichem (HK) Pty Ltd**

11/F., Chung Shun Knitting Centre, 1-3 Wing Yip Street, Kwai Chung, N.T., Hong Kong
Tel: +852 2610 1044 Fax: +852 2610 2021 www.alsenviro.com

A Campbell Brothers Limited Company



Laboratory Duplicate (DUP) Report

Matrix: WATER				Laboratory Duplicate (DUP) Report				
Laboratory sample ID	Client sample ID	Method: Compound	CAS Number	LOR	Unit	Original Result	Duplicate Result	RPD (%)
EA/ED: Physical and Aggregate Properties (QC Lot: 773919)								
HK0815259-001	MP S ME	EA025: Suspended Solids (SS)	----	1	mg/L	10	11	0.0
HK0815259-013	MPB2 S ME	EA025: Suspended Solids (SS)	----	1	mg/L	5	5	0.0
EA/ED: Physical and Aggregate Properties (QC Lot: 773920)								
HK0815259-023	IMO1 B ME	EA025: Suspended Solids (SS)	----	1	mg/L	13	13	0.0
HK0815259-045	C2 (NM5) M ME	EA025: Suspended Solids (SS)	----	1	mg/L	6	5	24.7
EA/ED: Physical and Aggregate Properties (QC Lot: 773921)								
HK0815259-057	MPB1 M MF	EA025: Suspended Solids (SS)	----	1	mg/L	7	8	20.5
HK0815259-067	IMO1 S MF	EA025: Suspended Solids (SS)	----	1	mg/L	8	6	21.5
EA/ED: Physical and Aggregate Properties (QC Lot: 773922)								
HK0815259-077	IMO2 B MF	EA025: Suspended Solids (SS)	----	1	mg/L	6	6	0.0
HK0815259-099	C3 (NM6) M MF	EA025: Suspended Solids (SS)	----	1	mg/L	12	10	14.4

Method Blank (MB), Laboratory Control Spike (LCS) and Laboratory Control Spike Duplicate (DCS) Report

Matrix: WATER			Method Blank (MB) Report			Laboratory Control Spike (LCS) and Laboratory Control Spike Duplicate (DCS) Report					
Method: Compound	CAS Number	LOR	Unit	Result	Spike Concentration	Spike Recovery (%)		Recovery Limits (%)		RPDs (%)	
						LCS	DCS	Low	High	Value	Control Limit
EA/ED: Physical and Aggregate Properties (QCLot: 773919)											
EA025: Suspended Solids (SS)	----	2	mg/L	<2	20 mg/L	108	----	85	115	----	----
EA/ED: Physical and Aggregate Properties (QCLot: 773920)											
EA025: Suspended Solids (SS)	----	2	mg/L	<2	20 mg/L	102	----	85	115	----	----
EA/ED: Physical and Aggregate Properties (QCLot: 773921)											
EA025: Suspended Solids (SS)	----	2	mg/L	<2	20 mg/L	102	----	85	115	----	----
EA/ED: Physical and Aggregate Properties (QCLot: 773922)											
EA025: Suspended Solids (SS)	----	2	mg/L	<2	20 mg/L	102	----	85	115	----	----

Matrix Spike (MS) and Matrix Spike Duplicate (MSD) Report

- No Matrix Spike (MS) or Matrix Spike Duplicate (MSD) Results are required to be reported.



CERTIFICATE OF ANALYSIS

<i>Client</i>	: ERM HONG KONG	<i>Laboratory</i>	: ALS Technichem (HK) Pty Ltd	<i>Page</i>	: 1 of 5
<i>Contact</i>	: MS KAREN LUI	<i>Contact</i>	: Wong Wai Man, Alice	<i>Work Order</i>	: HK0816029
<i>Address</i>	: 21/F, LINCOLN HOUSE, 979 KING'S ROAD, TAIKOO PLACE, ISLAND EAST, QUARRY BAY, HONG KONG	<i>Address</i>	: 11/F., Chung Shun Knitting Centre, 1 - 3 Wing Yip Street, Kwai Chung, N.T., Hong Kong		
<i>E-mail</i>	: Karen.Lui@erm.com	<i>E-mail</i>	: Alice.Wong@alsenviro.com		
<i>Telephone</i>	: +852 2271 3000	<i>Telephone</i>	: +852 2610 1044		
<i>Facsimile</i>	: +852 2723 5660	<i>Facsimile</i>	: +852 2610 2021		
<i>Project</i>	: EM&A FOR THE PERMANENT AVIATION FUEL FACILITY	<i>Quote number</i>	: ---	<i>Date received</i>	: 02-OCT-2008
<i>Order number</i>	: ---			<i>Date of issue</i>	: 08-OCT-2008
<i>C-O-C number</i>	: ---			<i>No. of samples</i>	- <i>Received</i> : 74
<i>Site</i>	: ---				- <i>Analysed</i> : 74

Report Comments

This report for ALS Technichem (HK) Pty Ltd work order reference HK0816029 supersedes any previous reports with this reference. The completion date of analysis is . Results apply to sample(s) as submitted. All pages of this report have been checked and approved for release. When date(s) and/or time(s) are shown bracketed, these have been assumed by the laboratory for process purposes. Abbreviations: CAS number = Chemical Abstract Services number. LOR = Limit of reporting.

Specific comments for Work Order HK0816029 : **Sample(s) were picked up from client by ALS Technichem (HK) staff in a chilled condition.**
Water sample(s) analysed and reported on an as received basis.

This report may not be reproduced except with prior written approval from ALS Technichem (HK) Pty Ltd.

This document has been electronically signed by those names that appear on this report and are the authorised signatories. Electronic signing has been carried out in compliance with procedures specified in the 'Electronic Transactions Ordinance' of Hona Kona. Chapter 553. Section 6.

<i>Signatory</i>	<i>Position</i>	<i>Authorised results for:-</i>
Fung Lim Chee, Richard	General Manager	Inorganics

ALS Laboratory Group

Trading Name: **ALS Technichem (HK) Pty Ltd**

11/F., Chung Shun Knitting Centre, 1-3 Wing Yip Street, Kwai Chung, N.T., Hong Kong
Tel: +852 2610 1044 Fax: +852 2610 2021 www.alsenviro.com

A Campbell Brothers Limited Company



Laboratory Duplicate (DUP) Report

Matrix: WATER				Laboratory Duplicate (DUP) Report				
Laboratory sample ID	Client sample ID	Method: Compound	CAS Number	LOR	Unit	Original Result	Duplicate Result	RPD (%)
EA/ED: Physical and Aggregate Properties (QC Lot: 775440)								
HK0816029-001	MP S ME	EA025: Suspended Solids (SS)	----	1	mg/L	4	4	0.0
HK0816029-013	MPB2 S ME	EA025: Suspended Solids (SS)	----	1	mg/L	4	5	0.0
EA/ED: Physical and Aggregate Properties (QC Lot: 775441)								
HK0816029-023	IMO1 B ME	EA025: Suspended Solids (SS)	----	1	mg/L	4	3	0.0
HK0816029-045	C2 (NM5) M ME	EA025: Suspended Solids (SS)	----	1	mg/L	3	3	0.0
EA/ED: Physical and Aggregate Properties (QC Lot: 775442)								
HK0816029-057	MPB1 M MF	EA025: Suspended Solids (SS)	----	1	mg/L	3	3	0.0
HK0816029-067	IMO1 S MF	EA025: Suspended Solids (SS)	----	1	mg/L	6	6	0.0
EA/ED: Physical and Aggregate Properties (QC Lot: 775443)								
HK0816029-077	IMO2 B MF	EA025: Suspended Solids (SS)	----	1	mg/L	4	4	0.0
HK0816029-099	C3 (NM6) M MF	EA025: Suspended Solids (SS)	----	1	mg/L	6	6	0.0

Method Blank (MB), Laboratory Control Spike (LCS) and Laboratory Control Spike Duplicate (DCS) Report

Matrix: WATER			Method Blank (MB) Report			Laboratory Control Spike (LCS) and Laboratory Control Spike Duplicate (DCS) Report					
Method: Compound	CAS Number	LOR	Unit	Result	Spike Concentration	Spike Recovery (%)		Recovery Limits (%)		RPDs (%)	
						LCS	DCS	Low	High	Value	Control Limit
EA/ED: Physical and Aggregate Properties (QCLot: 775440)											
EA025: Suspended Solids (SS)	----	2	mg/L	<2	20 mg/L	104	----	85	115	----	----
EA/ED: Physical and Aggregate Properties (QCLot: 775441)											
EA025: Suspended Solids (SS)	----	2	mg/L	<2	20 mg/L	88.0	----	85	115	----	----
EA/ED: Physical and Aggregate Properties (QCLot: 775442)											
EA025: Suspended Solids (SS)	----	2	mg/L	<2	20 mg/L	100	----	85	115	----	----
EA/ED: Physical and Aggregate Properties (QCLot: 775443)											
EA025: Suspended Solids (SS)	----	2	mg/L	<2	20 mg/L	108	----	85	115	----	----

Matrix Spike (MS) and Matrix Spike Duplicate (MSD) Report

- No Matrix Spike (MS) or Matrix Spike Duplicate (MSD) Results are required to be reported.



CERTIFICATE OF ANALYSIS

<i>Client</i>	: ERM HONG KONG	<i>Laboratory</i>	: ALS Technichem (HK) Pty Ltd	<i>Page</i>	: 1 of 5
<i>Contact</i>	: MS KAREN LUI	<i>Contact</i>	: Wong Wai Man, Alice	<i>Work Order</i>	: HK0816034
<i>Address</i>	: 21/F, LINCOLN HOUSE, 979 KING'S ROAD, TAIKOO PLACE, ISLAND EAST, QUARRY BAY, HONG KONG	<i>Address</i>	: 11/F., Chung Shun Knitting Centre, 1 - 3 Wing Yip Street, Kwai Chung, N.T., Hong Kong		
<i>E-mail</i>	: Karen.Lui@erm.com	<i>E-mail</i>	: Alice.Wong@alsenviro.com		
<i>Telephone</i>	: +852 2271 3000	<i>Telephone</i>	: +852 2610 1044		
<i>Facsimile</i>	: +852 2723 5660	<i>Facsimile</i>	: +852 2610 2021		
<i>Project</i>	: EM&A FOR THE PERMANENT AVIATION FUEL FACILITY	<i>Quote number</i>	: ---	<i>Date received</i>	: 03-OCT-2008
<i>Order number</i>	: ---			<i>Date of issue</i>	: 09-OCT-2008
<i>C-O-C number</i>	: ---			<i>No. of samples</i>	- Received : 74
<i>Site</i>	: ---				- Analysed : 74

Report Comments

This report for ALS Technichem (HK) Pty Ltd work order reference HK0816034 supersedes any previous reports with this reference. The completion date of analysis is . Results apply to sample(s) as submitted. All pages of this report have been checked and approved for release. When date(s) and/or time(s) are shown bracketed, these have been assumed by the laboratory for process purposes. Abbreviations: CAS number = Chemical Abstract Services number. LOR = Limit of reporting.

Specific comments for Work Order HK0816034 : **Sample(s) were picked up from client by ALS Technichem (HK) staff in a chilled condition.**
Water sample(s) analysed and reported on an as received basis.

This report may not be reproduced except with prior written approval from ALS Technichem (HK) Pty Ltd.

This document has been electronically signed by those names that appear on this report and are the authorised signatories. Electronic signing has been carried out in compliance with procedures specified in the 'Electronic Transactions Ordinance' of Hona Kona. Chapter 553. Section 6.

<i>Signatory</i>	<i>Position</i>	<i>Authorised results for:-</i>
Fung Lim Chee, Richard	General Manager	Inorganics

ALS Laboratory Group

Trading Name: **ALS Technichem (HK) Pty Ltd**

11/F., Chung Shun Knitting Centre, 1-3 Wing Yip Street, Kwai Chung, N.T., Hong Kong
Tel: +852 2610 1044 Fax: +852 2610 2021 www.alsenviro.com

A Campbell Brothers Limited Company



Laboratory Duplicate (DUP) Report

Matrix: WATER				Laboratory Duplicate (DUP) Report				
Laboratory sample ID	Client sample ID	Method: Compound	CAS Number	LOR	Unit	Original Result	Duplicate Result	RPD (%)
EA/ED: Physical and Aggregate Properties (QC Lot: 776374)								
HK0816034-001	MP S ME	EA025: Suspended Solids (SS)	----	1	mg/L	5	5	0.0
HK0816034-013	MPB2 S ME	EA025: Suspended Solids (SS)	----	1	mg/L	7	7	0.0
EA/ED: Physical and Aggregate Properties (QC Lot: 776375)								
HK0816034-023	IMO1 B ME	EA025: Suspended Solids (SS)	----	1	mg/L	7	7	0.0
HK0816034-045	C2 (NM5) M ME	EA025: Suspended Solids (SS)	----	1	mg/L	6	7	16.1
EA/ED: Physical and Aggregate Properties (QC Lot: 776376)								
HK0816034-057	MPB1 M MF	EA025: Suspended Solids (SS)	----	1	mg/L	4	4	0.0
HK0816034-065	MPB2 B MF	EA025: Suspended Solids (SS)	----	1	mg/L	8	7	18.4
EA/ED: Physical and Aggregate Properties (QC Lot: 776377)								
HK0816034-077	IMO2 B MF	EA025: Suspended Solids (SS)	----	1	mg/L	5	5	0.0
HK0816034-099	C3 (NM6) M MF	EA025: Suspended Solids (SS)	----	1	mg/L	7	7	0.0

Method Blank (MB), Laboratory Control Spike (LCS) and Laboratory Control Spike Duplicate (DCS) Report

Matrix: WATER			Method Blank (MB) Report			Laboratory Control Spike (LCS) and Laboratory Control Spike Duplicate (DCS) Report					
Method: Compound	CAS Number	LOR	Unit	Result	Spike Concentration	Spike Recovery (%)		Recovery Limits (%)		RPDs (%)	
						LCS	DCS	Low	High	Value	Control Limit
EA/ED: Physical and Aggregate Properties (QCLot: 776374)											
EA025: Suspended Solids (SS)	----	2	mg/L	<2	20 mg/L	107	----	85	115	----	----
EA/ED: Physical and Aggregate Properties (QCLot: 776375)											
EA025: Suspended Solids (SS)	----	2	mg/L	<2	20 mg/L	107	----	85	115	----	----
EA/ED: Physical and Aggregate Properties (QCLot: 776376)											
EA025: Suspended Solids (SS)	----	2	mg/L	<2	20 mg/L	92.5	----	85	115	----	----
EA/ED: Physical and Aggregate Properties (QCLot: 776377)											
EA025: Suspended Solids (SS)	----	2	mg/L	<2	20 mg/L	102	----	85	115	----	----

Matrix Spike (MS) and Matrix Spike Duplicate (MSD) Report

- No Matrix Spike (MS) or Matrix Spike Duplicate (MSD) Results are required to be reported.



CERTIFICATE OF ANALYSIS

Client : ERM HONG KONG
Contact : MS KAREN LUI
Address : 21/F, LINCOLN HOUSE, 979 KING'S ROAD,
 TAIKOO PLACE, ISLAND EAST,
 QUARRY BAY, HONG KONG
E-mail : Karen.Lui@erm.com
Telephone : +852 2271 3000
Facsimile : +852 2723 5660
Project : EM&A FOR THE PERMANENT AVIATION FUEL
 FACILITY
Order number : ----
C-O-C number : ----
Site : ----

Laboratory : ALS Technichem (HK) Pty Ltd
Contact : Wong Wai Man, Alice
Address : 11/F., Chung Shun Knitting Centre,
 1 - 3 Wing Yip Street,
 Kwai Chung, N.T., Hong Kong
E-mail : Alice.Wong@alsenviro.com
Telephone : +852 2610 1044
Facsimile : +852 2610 2021
Quote number : ----

Page : 1 of 5
Work Order : **HK0816037**

Date received : 05-OCT-2008

Date of issue : 09-OCT-2008

No. of samples - *Received* : 74
 - *Analysed* : 74

Report Comments

This report for ALS Technichem (HK) Pty Ltd work order reference HK0816037 supersedes any previous reports with this reference. The completion date of analysis is . Results apply to sample(s) as submitted. All pages of this report have been checked and approved for release. When date(s) and/or time(s) are shown bracketed, these have been assumed by the laboratory for process purposes. Abbreviations: CAS number = Chemical Abstract Services number. LOR = Limit of reporting.

Specific comments for Work Order HK0816037 : **Sample(s) were picked up from client by ALS Technichem (HK) staff in a chilled condition.**
Water sample(s) analysed and reported on an as received basis.

This report may not be reproduced except with prior written approval from ALS Technichem (HK) Pty Ltd.

This document has been electronically signed by those names that appear on this report and are the authorised signatories. Electronic signing has been carried out in compliance with procedures specified in the 'Electronic Transactions Ordinance' of Hona Kona. Chapter 553. Section 6.

<u>Signatory</u>	<u>Position</u>	<u>Authorised results for:-</u>
Fung Lim Chee, Richard	General Manager	Inorganics

ALS Laboratory Group

Trading Name: **ALS Technichem (HK) Pty Ltd**

11/F., Chung Shun Knitting Centre, 1-3 Wing Yip Street, Kwai Chung, N.T., Hong Kong
Tel: +852 2610 1044 Fax: +852 2610 2021 www.alsenviro.com

A Campbell Brothers Limited Company



Laboratory Duplicate (DUP) Report

Matrix: WATER				Laboratory Duplicate (DUP) Report				
Laboratory sample ID	Client sample ID	Method: Compound	CAS Number	LOR	Unit	Original Result	Duplicate Result	RPD (%)
EA/ED: Physical and Aggregate Properties (QC Lot: 776378)								
HK0816037-001	MP S ME	EA025: Suspended Solids (SS)	----	1	mg/L	8	8	0.0
HK0816037-013	MPB2 S ME	EA025: Suspended Solids (SS)	----	1	mg/L	6	6	0.0
EA/ED: Physical and Aggregate Properties (QC Lot: 776379)								
HK0816037-023	IMO1 B ME	EA025: Suspended Solids (SS)	----	1	mg/L	7	8	17.6
HK0816037-045	C2 (NM5) M ME	EA025: Suspended Solids (SS)	----	1	mg/L	8	8	0.0
EA/ED: Physical and Aggregate Properties (QC Lot: 776380)								
HK0816037-057	MPB1 M MF	EA025: Suspended Solids (SS)	----	1	mg/L	6	7	0.0
HK0816037-067	IMO1 S MF	EA025: Suspended Solids (SS)	----	1	mg/L	7	6	0.0
EA/ED: Physical and Aggregate Properties (QC Lot: 776381)								
HK0816037-077	IMO2 B MF	EA025: Suspended Solids (SS)	----	1	mg/L	10	10	0.0
HK0816037-099	C3 (NM6) M MF	EA025: Suspended Solids (SS)	----	1	mg/L	8	9	13.2

Method Blank (MB), Laboratory Control Spike (LCS) and Laboratory Control Spike Duplicate (DCS) Report

Matrix: WATER			Method Blank (MB) Report			Laboratory Control Spike (LCS) and Laboratory Control Spike Duplicate (DCS) Report					
Method: Compound	CAS Number	LOR	Unit	Result	Spike Concentration	Spike Recovery (%)		Recovery Limits (%)		RPDs (%)	
						LCS	DCS	Low	High	Value	Control Limit
EA/ED: Physical and Aggregate Properties (QCLot: 776378)											
EA025: Suspended Solids (SS)	----	2	mg/L	<2	20 mg/L	104	----	85	115	----	----
EA/ED: Physical and Aggregate Properties (QCLot: 776379)											
EA025: Suspended Solids (SS)	----	2	mg/L	<2	20 mg/L	110	----	85	115	----	----
EA/ED: Physical and Aggregate Properties (QCLot: 776380)											
EA025: Suspended Solids (SS)	----	2	mg/L	<2	20 mg/L	108	----	85	115	----	----
EA/ED: Physical and Aggregate Properties (QCLot: 776381)											
EA025: Suspended Solids (SS)	----	2	mg/L	<2	20 mg/L	93.0	----	85	115	----	----

Matrix Spike (MS) and Matrix Spike Duplicate (MSD) Report

- No Matrix Spike (MS) or Matrix Spike Duplicate (MSD) Results are required to be reported.



CERTIFICATE OF ANALYSIS

Client : ERM HONG KONG
Contact : MS KAREN LUI
Address : 21/F, LINCOLN HOUSE, 979 KING'S ROAD,
TAIKOO PLACE, ISLAND EAST,
QUARRY BAY, HONG KONG
E-mail : Karen.Lui@erm.com
Telephone : +852 2271 3000
Facsimile : +852 2723 5660
Project : EM&A FOR THE PERMANENT AVIATION FUEL
FACILITY
Order number : ----
C-O-C number : ----
Site : ----

Laboratory : ALS Technichem (HK) Pty Ltd
Contact : Wong Wai Man, Alice
Address : 11/F., Chung Shun Knitting Centre,
1 - 3 Wing Yip Street,
Kwai Chung, N.T., Hong Kong
E-mail : Alice.Wong@alsenviro.com
Telephone : +852 2610 1044
Facsimile : +852 2610 2021
Quote number : ----

Page : 1 of 5
Work Order : **HK0816031**

Date received : 05-OCT-2008

Date of issue : 09-OCT-2008

No. of samples - *Received* : 74
- *Analysed* : 74

Report Comments

This report for ALS Technichem (HK) Pty Ltd work order reference HK0816031 supersedes any previous reports with this reference. The completion date of analysis is . Results apply to sample(s) as submitted. All pages of this report have been checked and approved for release. When date(s) and/or time(s) are shown bracketed, these have been assumed by the laboratory for process purposes. Abbreviations: CAS number = Chemical Abstract Services number. LOR = Limit of reporting.

Specific comments for Work Order HK0816031 : **Sample(s) were picked up from client by ALS Technichem (HK) staff in a chilled condition.**
Water sample(s) analysed and reported on an as received basis.

This report may not be reproduced except with prior written approval from ALS Technichem (HK) Pty Ltd.

This document has been electronically signed by those names that appear on this report and are the authorised signatories. Electronic signing has been carried out in compliance with procedures specified in the 'Electronic Transactions Ordinance' of Hona Kona. Chapter 553. Section 6.

<i>Signatory</i>	<i>Position</i>	<i>Authorised results for:-</i>
Fung Lim Chee, Richard	General Manager	Inorganics

ALS Laboratory Group

Trading Name: **ALS Technichem (HK) Pty Ltd**

11/F., Chung Shun Knitting Centre, 1-3 Wing Yip Street, Kwai Chung, N.T., Hong Kong
Tel: +852 2610 1044 Fax: +852 2610 2021 www.alsenviro.com

A Campbell Brothers Limited Company



Laboratory Duplicate (DUP) Report

Matrix: WATER				Laboratory Duplicate (DUP) Report				
Laboratory sample ID	Client sample ID	Method: Compound	CAS Number	LOR	Unit	Original Result	Duplicate Result	RPD (%)
EA/ED: Physical and Aggregate Properties (QC Lot: 776370)								
HK0816031-001	MP S ME	EA025: Suspended Solids (SS)	----	1	mg/L	9	10	0.0
HK0816031-015	MPB2 M ME	EA025: Suspended Solids (SS)	----	1	mg/L	10	10	0.0
EA/ED: Physical and Aggregate Properties (QC Lot: 776371)								
HK0816031-023	IMO1 B ME	EA025: Suspended Solids (SS)	----	1	mg/L	11	11	0.0
HK0816031-045	C2 (NM5) M ME	EA025: Suspended Solids (SS)	----	1	mg/L	9	8	13.2
EA/ED: Physical and Aggregate Properties (QC Lot: 776372)								
HK0816031-057	MPB1 M MF	EA025: Suspended Solids (SS)	----	1	mg/L	13	12	11.5
HK0816031-072	IMO1 B DUP MF	EA025: Suspended Solids (SS)	----	1	mg/L	12	10	12.9
EA/ED: Physical and Aggregate Properties (QC Lot: 776373)								
HK0816031-077	IMO2 B MF	EA025: Suspended Solids (SS)	----	1	mg/L	10	12	13.8
HK0816031-099	C3 (NM6) M MF	EA025: Suspended Solids (SS)	----	1	mg/L	6	7	0.0

Method Blank (MB), Laboratory Control Spike (LCS) and Laboratory Control Spike Duplicate (DCS) Report

Matrix: WATER			Method Blank (MB) Report			Laboratory Control Spike (LCS) and Laboratory Control Spike Duplicate (DCS) Report					
Method: Compound	CAS Number	LOR	Unit	Result	Spike Concentration	Spike Recovery (%)		Recovery Limits (%)		RPDs (%)	
						LCS	DCS	Low	High	Value	Control Limit
EA/ED: Physical and Aggregate Properties (QCLot: 776370)											
EA025: Suspended Solids (SS)	----	2	mg/L	<2	20 mg/L	106	----	85	115	----	----
EA/ED: Physical and Aggregate Properties (QCLot: 776371)											
EA025: Suspended Solids (SS)	----	2	mg/L	<2	20 mg/L	93.5	----	85	115	----	----
EA/ED: Physical and Aggregate Properties (QCLot: 776372)											
EA025: Suspended Solids (SS)	----	2	mg/L	<2	20 mg/L	100	----	85	115	----	----
EA/ED: Physical and Aggregate Properties (QCLot: 776373)											
EA025: Suspended Solids (SS)	----	2	mg/L	<2	20 mg/L	113	----	85	115	----	----

Matrix Spike (MS) and Matrix Spike Duplicate (MSD) Report

- No Matrix Spike (MS) or Matrix Spike Duplicate (MSD) Results are required to be reported.



CERTIFICATE OF ANALYSIS

Client : ERM HONG KONG
Contact : MS KAREN LUI
Address : 21/F, LINCOLN HOUSE, 979 KING'S ROAD,
 TAIKOO PLACE, ISLAND EAST,
 QUARRY BAY, HONG KONG
E-mail : Karen.Lui@erm.com
Telephone : +852 2271 3000
Facsimile : +852 2723 5660
Project : EM&A FOR THE PERMANENT AVIATION FUEL
 FACILITY
Order number : ----
C-O-C number : ----
Site : ----

Laboratory : ALS Technichem (HK) Pty Ltd
Contact : Wong Wai Man, Alice
Address : 11/F., Chung Shun Knitting Centre,
 1 - 3 Wing Yip Street,
 Kwai Chung, N.T., Hong Kong
E-mail : Alice.Wong@alsenviro.com
Telephone : +852 2610 1044
Facsimile : +852 2610 2021
Quote number : ----

Page : 1 of 5
Work Order : **HK0816035**

Date received : 06-OCT-2008

Date of issue : 10-OCT-2008

No. of samples - *Received* : 74
 - *Analysed* : 74

Report Comments

This report for ALS Technichem (HK) Pty Ltd work order reference HK0816035 supersedes any previous reports with this reference. The completion date of analysis is . Results apply to sample(s) as submitted. All pages of this report have been checked and approved for release. When date(s) and/or time(s) are shown bracketed, these have been assumed by the laboratory for process purposes. Abbreviations: CAS number = Chemical Abstract Services number. LOR = Limit of reporting.

Specific comments for Work Order HK0816035 : **Sample(s) were picked up from client by ALS Technichem (HK) staff in a chilled condition.**
Water sample(s) analysed and reported on an as received basis.

This report may not be reproduced except with prior written approval from ALS Technichem (HK) Pty Ltd.

This document has been electronically signed by those names that appear on this report and are the authorised signatories. Electronic signing has been carried out in compliance with procedures specified in the 'Electronic Transactions Ordinance' of Hona Kona. Chapter 553. Section 6.

<i>Signatory</i>	<i>Position</i>	<i>Authorised results for:-</i>
Fung Lim Chee, Richard	General Manager	Inorganics

ALS Laboratory Group

Trading Name: **ALS Technichem (HK) Pty Ltd**

11/F., Chung Shun Knitting Centre, 1-3 Wing Yip Street, Kwai Chung, N.T., Hong Kong
Tel: +852 2610 1044 Fax: +852 2610 2021 www.alsenviro.com

A Campbell Brothers Limited Company



Laboratory Duplicate (DUP) Report

Matrix: WATER				Laboratory Duplicate (DUP) Report				
Laboratory sample ID	Client sample ID	Method: Compound	CAS Number	LOR	Unit	Original Result	Duplicate Result	RPD (%)
EA/ED: Physical and Aggregate Properties (QC Lot: 779240)								
HK0816035-001	MP S ME	EA025: Suspended Solids (SS)	----	1	mg/L	11	11	0.0
HK0816035-013	MPB2 S ME	EA025: Suspended Solids (SS)	----	1	mg/L	10	9	0.0
EA/ED: Physical and Aggregate Properties (QC Lot: 779241)								
HK0816035-023	IMO1 B ME	EA025: Suspended Solids (SS)	----	1	mg/L	12	11	0.0
HK0816035-045	C2 (NM5) M ME	EA025: Suspended Solids (SS)	----	1	mg/L	8	8	0.0
EA/ED: Physical and Aggregate Properties (QC Lot: 779242)								
HK0816035-057	MPB1 M MF	EA025: Suspended Solids (SS)	----	1	mg/L	11	11	0.0
HK0816035-067	IMO1 S MF	EA025: Suspended Solids (SS)	----	1	mg/L	12	11	0.0
EA/ED: Physical and Aggregate Properties (QC Lot: 779243)								
HK0816035-077	IMO2 B MF	EA025: Suspended Solids (SS)	----	1	mg/L	10	10	0.0
HK0816035-099	C3 (NM6) M MF	EA025: Suspended Solids (SS)	----	1	mg/L	7	7	0.0

Method Blank (MB), Laboratory Control Spike (LCS) and Laboratory Control Spike Duplicate (DCS) Report

Matrix: WATER			Method Blank (MB) Report			Laboratory Control Spike (LCS) and Laboratory Control Spike Duplicate (DCS) Report					
Method: Compound	CAS Number	LOR	Unit	Result	Spike Concentration	Spike Recovery (%)		Recovery Limits (%)		RPDs (%)	
						LCS	DCS	Low	High	Value	Control Limit
EA/ED: Physical and Aggregate Properties (QCLot: 779240)											
EA025: Suspended Solids (SS)	----	2	mg/L	<2	20 mg/L	100	----	85	115	----	----
EA/ED: Physical and Aggregate Properties (QCLot: 779241)											
EA025: Suspended Solids (SS)	----	2	mg/L	<2	20 mg/L	88.5	----	85	115	----	----
EA/ED: Physical and Aggregate Properties (QCLot: 779242)											
EA025: Suspended Solids (SS)	----	2	mg/L	<2	20 mg/L	94.5	----	85	115	----	----
EA/ED: Physical and Aggregate Properties (QCLot: 779243)											
EA025: Suspended Solids (SS)	----	2	mg/L	<2	20 mg/L	105	----	85	115	----	----

Matrix Spike (MS) and Matrix Spike Duplicate (MSD) Report

- No Matrix Spike (MS) or Matrix Spike Duplicate (MSD) Results are required to be reported.



CERTIFICATE OF ANALYSIS

<i>Client</i>	: ERM HONG KONG	<i>Laboratory</i>	: ALS Technichem (HK) Pty Ltd	<i>Page</i>	: 1 of 5
<i>Contact</i>	: MS KAREN LUI	<i>Contact</i>	: Wong Wai Man, Alice	<i>Work Order</i>	: HK0816038
<i>Address</i>	: 21/F, LINCOLN HOUSE, 979 KING'S ROAD, TAIKOO PLACE, ISLAND EAST, QUARRY BAY, HONG KONG	<i>Address</i>	: 11/F., Chung Shun Knitting Centre, 1 - 3 Wing Yip Street, Kwai Chung, N.T., Hong Kong		
<i>E-mail</i>	: Karen.Lui@erm.com	<i>E-mail</i>	: Alice.Wong@alsenviro.com		
<i>Telephone</i>	: +852 2271 3000	<i>Telephone</i>	: +852 2610 1044		
<i>Facsimile</i>	: +852 2723 5660	<i>Facsimile</i>	: +852 2610 2021		
<i>Project</i>	: EM&A FOR THE PERMANENT AVIATION FUEL FACILITY	<i>Quote number</i>	: ---	<i>Date received</i>	: 07-OCT-2008
<i>Order number</i>	: ---			<i>Date of issue</i>	: 10-OCT-2008
<i>C-O-C number</i>	: ---			<i>No. of samples</i>	- <i>Received</i> : 74
<i>Site</i>	: ---				- <i>Analysed</i> : 74

Report Comments

This report for ALS Technichem (HK) Pty Ltd work order reference HK0816038 supersedes any previous reports with this reference. The completion date of analysis is . Results apply to sample(s) as submitted. All pages of this report have been checked and approved for release. When date(s) and/or time(s) are shown bracketed, these have been assumed by the laboratory for process purposes. Abbreviations: CAS number = Chemical Abstract Services number. LOR = Limit of reporting.

Specific comments for Work Order HK0816038 : **Sample(s) were picked up from client by ALS Technichem (HK) staff in a chilled condition.
Water sample(s) analysed and reported on an as received basis.**

This report may not be reproduced except with prior written approval from ALS Technichem (HK) Pty Ltd.

This document has been electronically signed by those names that appear on this report and are the authorised signatories. Electronic signing has been carried out in compliance with procedures specified in the 'Electronic Transactions Ordinance' of Hona Kona. Chapter 553. Section 6.

<i>Signatory</i>	<i>Position</i>	<i>Authorised results for:-</i>
Fung Lim Chee, Richard	General Manager	Inorganics

ALS Laboratory Group

Trading Name: **ALS Technichem (HK) Pty Ltd**

11/F., Chung Shun Knitting Centre, 1-3 Wing Yip Street, Kwai Chung, N.T., Hong Kong
Tel: +852 2610 1044 Fax: +852 2610 2021 www.alsenviro.com

A Campbell Brothers Limited Company



Laboratory Duplicate (DUP) Report

Matrix: WATER				Laboratory Duplicate (DUP) Report				
Laboratory sample ID	Client sample ID	Method: Compound	CAS Number	LOR	Unit	Original Result	Duplicate Result	RPD (%)
EA/ED: Physical and Aggregate Properties (QC Lot: 779244)								
HK0816038-001	MP S ME	EA025: Suspended Solids (SS)	----	1	mg/L	2	2	0.0
HK0816038-013	MPB2 S ME	EA025: Suspended Solids (SS)	----	1	mg/L	3	3	0.0
EA/ED: Physical and Aggregate Properties (QC Lot: 779245)								
HK0816038-023	IMO1 B ME	EA025: Suspended Solids (SS)	----	1	mg/L	3	3	0.0
HK0816038-045	C2 (NM5) M ME	EA025: Suspended Solids (SS)	----	1	mg/L	6	7	0.0
EA/ED: Physical and Aggregate Properties (QC Lot: 779246)								
HK0816038-057	MPB1 M MF	EA025: Suspended Solids (SS)	----	1	mg/L	4	4	0.0
HK0816038-067	IMO1 S MF	EA025: Suspended Solids (SS)	----	1	mg/L	5	5	0.0
EA/ED: Physical and Aggregate Properties (QC Lot: 779247)								
HK0816038-077	IMO2 B MF	EA025: Suspended Solids (SS)	----	1	mg/L	5	4	0.0
HK0816038-099	C3 (NM6) M MF	EA025: Suspended Solids (SS)	----	1	mg/L	4	3	0.0

Method Blank (MB), Laboratory Control Spike (LCS) and Laboratory Control Spike Duplicate (DCS) Report

Matrix: WATER			Method Blank (MB) Report			Laboratory Control Spike (LCS) and Laboratory Control Spike Duplicate (DCS) Report					
Method: Compound	CAS Number	LOR	Unit	Result	Spike Concentration	Spike Recovery (%)		Recovery Limits (%)		RPDs (%)	
						LCS	DCS	Low	High	Value	Control Limit
EA/ED: Physical and Aggregate Properties (QCLot: 779244)											
EA025: Suspended Solids (SS)	----	2	mg/L	<2	20 mg/L	88.5	----	85	115	----	----
EA/ED: Physical and Aggregate Properties (QCLot: 779245)											
EA025: Suspended Solids (SS)	----	2	mg/L	<2	20 mg/L	95.5	----	85	115	----	----
EA/ED: Physical and Aggregate Properties (QCLot: 779246)											
EA025: Suspended Solids (SS)	----	2	mg/L	<2	20 mg/L	93.0	----	85	115	----	----
EA/ED: Physical and Aggregate Properties (QCLot: 779247)											
EA025: Suspended Solids (SS)	----	2	mg/L	<2	20 mg/L	110	----	85	115	----	----

Matrix Spike (MS) and Matrix Spike Duplicate (MSD) Report

- No Matrix Spike (MS) or Matrix Spike Duplicate (MSD) Results are required to be reported.



CERTIFICATE OF ANALYSIS

Client : ERM HONG KONG
Contact : MS KAREN LUI
Address : 21/F, LINCOLN HOUSE, 979 KING'S ROAD,
TAIKOO PLACE, ISLAND EAST,
QUARRY BAY, HONG KONG
E-mail : Karen.Lui@erm.com
Telephone : +852 2271 3000
Facsimile : +852 2723 5660
Project : EM&A FOR THE PERMANENT AVIATION FUEL
FACILITY
Order number : ----
C-O-C number : ----
Site : ----

Laboratory : ALS Technichem (HK) Pty Ltd
Contact : Wong Wai Man, Alice
Address : 11/F., Chung Shun Knitting Centre,
1 - 3 Wing Yip Street,
Kwai Chung, N.T., Hong Kong
E-mail : Alice.Wong@alsenviro.com
Telephone : +852 2610 1044
Facsimile : +852 2610 2021
Quote number : ----

Page : 1 of 5
Work Order : **HK0816459**

Date received : 08-OCT-2008

Date of issue : 13-OCT-2008

No. of samples - *Received* : 74
- *Analysed* : 74

Report Comments

This report for ALS Technichem (HK) Pty Ltd work order reference HK0816459 supersedes any previous reports with this reference. The completion date of analysis is . Results apply to sample(s) as submitted. All pages of this report have been checked and approved for release. When date(s) and/or time(s) are shown bracketed, these have been assumed by the laboratory for process purposes. Abbreviations: CAS number = Chemical Abstract Services number. LOR = Limit of reporting.

Specific comments for Work Order HK0816459 : **Sample(s) were picked up from client by ALS Technichem (HK) staff in a chilled condition.**
Water sample(s) analysed and reported on an as received basis.

This report may not be reproduced except with prior written approval from ALS Technichem (HK) Pty Ltd.

This document has been electronically signed by those names that appear on this report and are the authorised signatories. Electronic signing has been carried out in compliance with procedures specified in the 'Electronic Transactions Ordinance' of Hona Kona. Chapter 553. Section 6.

<i>Signatory</i>	<i>Position</i>	<i>Authorised results for:-</i>
Fung Lim Chee, Richard	General Manager	Inorganics

ALS Laboratory Group

Trading Name: **ALS Technichem (HK) Pty Ltd**

11/F., Chung Shun Knitting Centre, 1-3 Wing Yip Street, Kwai Chung, N.T., Hong Kong
Tel: +852 2610 1044 Fax: +852 2610 2021 www.alsenviro.com

A Campbell Brothers Limited Company



Laboratory Duplicate (DUP) Report

Matrix: WATER				Laboratory Duplicate (DUP) Report				
Laboratory sample ID	Client sample ID	Method: Compound	CAS Number	LOR	Unit	Original Result	Duplicate Result	RPD (%)
EA/ED: Physical and Aggregate Properties (QC Lot: 780432)								
HK0816459-001	MP S ME	EA025: Suspended Solids (SS)	----	1	mg/L	4	4	0.0
HK0816459-013	MPB2 S ME	EA025: Suspended Solids (SS)	----	1	mg/L	7	7	0.0
EA/ED: Physical and Aggregate Properties (QC Lot: 780433)								
HK0816459-023	IMO1 B ME	EA025: Suspended Solids (SS)	----	1	mg/L	4	4	0.0
HK0816459-045	C2 (NM5) M ME	EA025: Suspended Solids (SS)	----	1	mg/L	5	5	0.0
EA/ED: Physical and Aggregate Properties (QC Lot: 780434)								
HK0816459-057	MPB1 M MF	EA025: Suspended Solids (SS)	----	1	mg/L	14	13	11.9
HK0816459-067	IMO1 S MF	EA025: Suspended Solids (SS)	----	1	mg/L	4	4	0.0
EA/ED: Physical and Aggregate Properties (QC Lot: 780435)								
HK0816459-077	IMO2 B MF	EA025: Suspended Solids (SS)	----	1	mg/L	5	5	0.0
HK0816459-099	C3 (NM6) M MF	EA025: Suspended Solids (SS)	----	1	mg/L	7	7	0.0

Method Blank (MB), Laboratory Control Spike (LCS) and Laboratory Control Spike Duplicate (DCS) Report

Matrix: WATER			Method Blank (MB) Report			Laboratory Control Spike (LCS) and Laboratory Control Spike Duplicate (DCS) Report					
Method: Compound	CAS Number	LOR	Unit	Result	Spike Concentration	Spike Recovery (%)		Recovery Limits (%)		RPDs (%)	
						LCS	DCS	Low	High	Value	Control Limit
EA/ED: Physical and Aggregate Properties (QCLot: 780432)											
EA025: Suspended Solids (SS)	----	2	mg/L	<2	20 mg/L	101	----	85	115	----	----
EA/ED: Physical and Aggregate Properties (QCLot: 780433)											
EA025: Suspended Solids (SS)	----	2	mg/L	<2	20 mg/L	92.0	----	85	115	----	----
EA/ED: Physical and Aggregate Properties (QCLot: 780434)											
EA025: Suspended Solids (SS)	----	2	mg/L	<2	20 mg/L	98.5	----	85	115	----	----
EA/ED: Physical and Aggregate Properties (QCLot: 780435)											
EA025: Suspended Solids (SS)	----	2	mg/L	<2	20 mg/L	98.5	----	85	115	----	----

Matrix Spike (MS) and Matrix Spike Duplicate (MSD) Report

- No Matrix Spike (MS) or Matrix Spike Duplicate (MSD) Results are required to be reported.



CERTIFICATE OF ANALYSIS

Client : ERM HONG KONG
Contact : MS KAREN LUI
Address : 21/F, LINCOLN HOUSE, 979 KING'S ROAD,
TAIKOO PLACE, ISLAND EAST,
QUARRY BAY, HONG KONG
E-mail : Karen.Lui@erm.com
Telephone : +852 2271 3000
Facsimile : +852 2723 5660
Project : EM&A FOR THE PERMANENT AVIATION FUEL
FACILITY
Order number : ----
C-O-C number : ----
Site : ----

Laboratory : ALS Technichem (HK) Pty Ltd
Contact : Wong Wai Man, Alice
Address : 11/F., Chung Shun Knitting Centre,
1 - 3 Wing Yip Street,
Kwai Chung, N.T., Hong Kong
E-mail : Alice.Wong@alsenviro.com
Telephone : +852 2610 1044
Facsimile : +852 2610 2021
Quote number : ----

Page : 1 of 5
Work Order : **HK0816464**

Date received : 09-OCT-2008

Date of issue : 14-OCT-2008

No. of samples - *Received* : 74
- *Analysed* : 74

Report Comments

This report for ALS Technichem (HK) Pty Ltd work order reference HK0816464 supersedes any previous reports with this reference. The completion date of analysis is . Results apply to sample(s) as submitted. All pages of this report have been checked and approved for release. When date(s) and/or time(s) are shown bracketed, these have been assumed by the laboratory for process purposes. Abbreviations: CAS number = Chemical Abstract Services number. LOR = Limit of reporting.

Specific comments for Work Order HK0816464 : **Sample(s) were picked up from client by ALS Technichem (HK) staff in a chilled condition.**
Water sample(s) analysed and reported on an as received basis.

This report may not be reproduced except with prior written approval from ALS Technichem (HK) Pty Ltd.

This document has been electronically signed by those names that appear on this report and are the authorised signatories. Electronic signing has been carried out in compliance with procedures specified in the 'Electronic Transactions Ordinance' of Hona Kona. Chapter 553. Section 6.

<i>Signatory</i>	<i>Position</i>	<i>Authorised results for:-</i>
Fung Lim Chee, Richard	General Manager	Inorganics

ALS Laboratory Group

Trading Name: **ALS Technichem (HK) Pty Ltd**

11/F., Chung Shun Knitting Centre, 1-3 Wing Yip Street, Kwai Chung, N.T., Hong Kong
Tel: +852 2610 1044 Fax: +852 2610 2021 www.alsenviro.com

A Campbell Brothers Limited Company



Laboratory Duplicate (DUP) Report

Matrix: WATER				Laboratory Duplicate (DUP) Report				
Laboratory sample ID	Client sample ID	Method: Compound	CAS Number	LOR	Unit	Original Result	Duplicate Result	RPD (%)
EA/ED: Physical and Aggregate Properties (QC Lot: 781864)								
HK0816464-001	MP S ME	EA025: Suspended Solids (SS)	----	1	mg/L	5	4	0.0
HK0816464-013	MPB2 S ME	EA025: Suspended Solids (SS)	----	1	mg/L	4	4	0.0
EA/ED: Physical and Aggregate Properties (QC Lot: 781865)								
HK0816464-023	IMO1 B ME	EA025: Suspended Solids (SS)	----	1	mg/L	6	6	0.0
HK0816464-045	C2 (NM5) M ME	EA025: Suspended Solids (SS)	----	1	mg/L	5	5	0.0
EA/ED: Physical and Aggregate Properties (QC Lot: 781866)								
HK0816464-057	MPB1 M MF	EA025: Suspended Solids (SS)	----	1	mg/L	5	5	0.0
HK0816464-067	IMO1 S MF	EA025: Suspended Solids (SS)	----	1	mg/L	7	6	0.0
EA/ED: Physical and Aggregate Properties (QC Lot: 781867)								
HK0816464-077	IMO2 B MF	EA025: Suspended Solids (SS)	----	1	mg/L	6	5	0.0
HK0816464-099	C3 (NM6) M MF	EA025: Suspended Solids (SS)	----	1	mg/L	5	5	0.0

Method Blank (MB), Laboratory Control Spike (LCS) and Laboratory Control Spike Duplicate (DCS) Report

Matrix: WATER			Method Blank (MB) Report			Laboratory Control Spike (LCS) and Laboratory Control Spike Duplicate (DCS) Report					
Method: Compound	CAS Number	LOR	Unit	Result	Spike Concentration	Spike Recovery (%)		Recovery Limits (%)		RPDs (%)	
						LCS	DCS	Low	High	Value	Control Limit
EA/ED: Physical and Aggregate Properties (QCLot: 781864)											
EA025: Suspended Solids (SS)	----	2	mg/L	<2	20 mg/L	104	----	85	115	----	----
EA/ED: Physical and Aggregate Properties (QCLot: 781865)											
EA025: Suspended Solids (SS)	----	2	mg/L	<2	20 mg/L	102	----	85	115	----	----
EA/ED: Physical and Aggregate Properties (QCLot: 781866)											
EA025: Suspended Solids (SS)	----	2	mg/L	<2	20 mg/L	93.0	----	85	115	----	----
EA/ED: Physical and Aggregate Properties (QCLot: 781867)											
EA025: Suspended Solids (SS)	----	2	mg/L	<2	20 mg/L	105	----	85	115	----	----

Matrix Spike (MS) and Matrix Spike Duplicate (MSD) Report

- No Matrix Spike (MS) or Matrix Spike Duplicate (MSD) Results are required to be reported.



CERTIFICATE OF ANALYSIS

<i>Client</i>	: ERM HONG KONG	<i>Laboratory</i>	: ALS Technichem (HK) Pty Ltd	<i>Page</i>	: 1 of 5
<i>Contact</i>	: MS KAREN LUI	<i>Contact</i>	: Wong Wai Man, Alice	<i>Work Order</i>	: HK0816460
<i>Address</i>	: 21/F, LINCOLN HOUSE, 979 KING'S ROAD, TAIKOO PLACE, ISLAND EAST, QUARRY BAY, HONG KONG	<i>Address</i>	: 11/F., Chung Shun Knitting Centre, 1 - 3 Wing Yip Street, Kwai Chung, N.T., Hong Kong	<i>Amendment No.</i>	: 1
<i>E-mail</i>	: Karen.Lui@erm.com	<i>E-mail</i>	: Alice.Wong@alsenviro.com	<i>Date received</i>	: 10-OCT-2008
<i>Telephone</i>	: +852 2271 3000	<i>Telephone</i>	: +852 2610 1044	<i>Date of issue</i>	: 16-OCT-2008
<i>Facsimile</i>	: +852 2723 5660	<i>Facsimile</i>	: +852 2610 2021	<i>No. of samples</i>	- <i>Received</i> : 74
<i>Project</i>	: EM&A FOR THE PERMANENT AVIATION FUEL FACILITY	<i>Quote number</i>	: ---		- <i>Analysed</i> : 74
<i>Order number</i>	: ---				
<i>C-O-C number</i>	: ---				
<i>Site</i>	: ---				

Report Comments

This report for ALS Technichem (HK) Pty Ltd work order reference HK0816460_1.00 supersedes any previous reports with this reference. The completion date of analysis is . Results apply to sample(s) as submitted. All pages of this report have been checked and approved for release. When date(s) and/or time(s) are shown bracketed, these have been assumed by the laboratory for process purposes. Abbreviations: CAS number = Chemical Abstract Services number. LOR = Limit of reporting.

Specific comments for Work Order HK0816460 : **Sample(s) were picked up from client by ALS Technichem (HK) staff in a chilled condition.**
Water sample(s) analysed and reported on an as received basis.

This report may not be reproduced except with prior written approval from ALS Technichem (HK) Pty Ltd.

This document has been electronically signed by those names that appear on this report and are the authorised signatories. Electronic signing has been carried out in compliance with procedures specified in the 'Electronic Transactions Ordinance' of Hona Kona. Chapter 553. Section 6.

<i>Signatory</i>	<i>Position</i>	<i>Authorised results for:-</i>
Fung Lim Chee, Richard	General Manager	Inorganics

ALS Laboratory Group

Trading Name: **ALS Technichem (HK) Pty Ltd**

11/F., Chung Shun Knitting Centre, 1-3 Wing Yip Street, Kwai Chung, N.T., Hong Kong
Tel: +852 2610 1044 Fax: +852 2610 2021 www.alsenviro.com

A Campbell Brothers Limited Company



Laboratory Duplicate (DUP) Report

Matrix: WATER				Laboratory Duplicate (DUP) Report				
Laboratory sample ID	Client sample ID	Method: Compound	CAS Number	LOR	Unit	Original Result	Duplicate Result	RPD (%)
EA/ED: Physical and Aggregate Properties (QC Lot: 782805)								
HK0816460-001	MP S ME	EA025: Suspended Solids (SS)	----	1	mg/L	9	9	0.0
HK0816460-013	MPB2 S ME	EA025: Suspended Solids (SS)	----	1	mg/L	4	4	0.0
EA/ED: Physical and Aggregate Properties (QC Lot: 782806)								
HK0816460-023	IMO1 B ME	EA025: Suspended Solids (SS)	----	1	mg/L	3	3	0.0
HK0816460-045	C2 (NM5) M ME	EA025: Suspended Solids (SS)	----	1	mg/L	5	6	0.0
EA/ED: Physical and Aggregate Properties (QC Lot: 782807)								
HK0816460-057	MPB1 M MF	EA025: Suspended Solids (SS)	----	1	mg/L	3	4	0.0
HK0816460-067	IMO1 S MF	EA025: Suspended Solids (SS)	----	1	mg/L	6	6	0.0
EA/ED: Physical and Aggregate Properties (QC Lot: 782808)								
HK0816460-077	IMO2 B MF	EA025: Suspended Solids (SS)	----	1	mg/L	6	6	0.0
HK0816460-099	C3 (NM6) M MF	EA025: Suspended Solids (SS)	----	1	mg/L	5	5	0.0

Method Blank (MB), Laboratory Control Spike (LCS) and Laboratory Control Spike Duplicate (DCS) Report

Matrix: WATER			Method Blank (MB) Report			Laboratory Control Spike (LCS) and Laboratory Control Spike Duplicate (DCS) Report					
Method: Compound	CAS Number	LOR	Unit	Result	Spike Concentration	Spike Recovery (%)		Recovery Limits (%)		RPDs (%)	
						LCS	DCS	Low	High	Value	Control Limit
EA/ED: Physical and Aggregate Properties (QCLot: 782805)											
EA025: Suspended Solids (SS)	----	2	mg/L	<2	20 mg/L	88.0	----	85	115	----	----
EA/ED: Physical and Aggregate Properties (QCLot: 782806)											
EA025: Suspended Solids (SS)	----	2	mg/L	<2	20 mg/L	100	----	85	115	----	----
EA/ED: Physical and Aggregate Properties (QCLot: 782807)											
EA025: Suspended Solids (SS)	----	2	mg/L	<2	20 mg/L	88.0	----	85	115	----	----
EA/ED: Physical and Aggregate Properties (QCLot: 782808)											
EA025: Suspended Solids (SS)	----	2	mg/L	<2	20 mg/L	91.5	----	85	115	----	----

Matrix Spike (MS) and Matrix Spike Duplicate (MSD) Report

- No Matrix Spike (MS) or Matrix Spike Duplicate (MSD) Results are required to be reported.



CERTIFICATE OF ANALYSIS

Client : ERM HONG KONG
Contact : MS KAREN LUI
Address : 21/F, LINCOLN HOUSE, 979 KING'S ROAD,
 TAIKOO PLACE, ISLAND EAST,
 QUARRY BAY, HONG KONG
E-mail : Karen.Lui@erm.com
Telephone : +852 2271 3000
Facsimile : +852 2723 5660
Project : EM&A FOR THE PERMANENT AVIATION FUEL
 FACILITY
Order number : ----
C-O-C number : ----
Site : ----

Laboratory : ALS Technichem (HK) Pty Ltd
Contact : Wong Wai Man, Alice
Address : 11/F., Chung Shun Knitting Centre,
 1 - 3 Wing Yip Street,
 Kwai Chung, N.T., Hong Kong
E-mail : Alice.Wong@alsenviro.com
Telephone : +852 2610 1044
Facsimile : +852 2610 2021
Quote number : ----

Page : 1 of 5
Work Order : **HK0816032**

Date received : 11-OCT-2008

Date of issue : 15-OCT-2008

No. of samples - *Received* : 74
 - *Analysed* : 74

Report Comments

This report for ALS Technichem (HK) Pty Ltd work order reference HK0816032 supersedes any previous reports with this reference. The completion date of analysis is . Results apply to sample(s) as submitted. All pages of this report have been checked and approved for release. When date(s) and/or time(s) are shown bracketed, these have been assumed by the laboratory for process purposes. Abbreviations: CAS number = Chemical Abstract Services number. LOR = Limit of reporting.

Specific comments for Work Order HK0816032 : **Sample(s) were picked up from client by ALS Technichem (HK) staff in a chilled condition.**
Water sample(s) analysed and reported on an as received basis.

This report may not be reproduced except with prior written approval from ALS Technichem (HK) Pty Ltd.

This document has been electronically signed by those names that appear on this report and are the authorised signatories. Electronic signing has been carried out in compliance with procedures specified in the 'Electronic Transactions Ordinance' of Hona Kona. Chapter 553. Section 6.

<i>Signatory</i>	<i>Position</i>	<i>Authorised results for:-</i>
Fung Lim Chee, Richard	General Manager	Inorganics

ALS Laboratory Group

Trading Name: **ALS Technichem (HK) Pty Ltd**

11/F., Chung Shun Knitting Centre, 1-3 Wing Yip Street, Kwai Chung, N.T., Hong Kong
Tel: +852 2610 1044 Fax: +852 2610 2021 www.alsenviro.com

A Campbell Brothers Limited Company



Laboratory Duplicate (DUP) Report

Matrix: WATER				Laboratory Duplicate (DUP) Report				
Laboratory sample ID	Client sample ID	Method: Compound	CAS Number	LOR	Unit	Original Result	Duplicate Result	RPD (%)
EA/ED: Physical and Aggregate Properties (QC Lot: 784071)								
HK0816032-001	MP S ME	EA025: Suspended Solids (SS)	----	1	mg/L	7	7	0.0
HK0816032-013	MPB2 S ME	EA025: Suspended Solids (SS)	----	1	mg/L	4	4	0.0
EA/ED: Physical and Aggregate Properties (QC Lot: 784072)								
HK0816032-023	IMO1 B ME	EA025: Suspended Solids (SS)	----	1	mg/L	5	5	0.0
HK0816032-045	C2 (NM5) M ME	EA025: Suspended Solids (SS)	----	1	mg/L	5	6	0.0
EA/ED: Physical and Aggregate Properties (QC Lot: 784073)								
HK0816032-057	MPB1 M MF	EA025: Suspended Solids (SS)	----	1	mg/L	14	14	0.0
HK0816032-067	IMO1 S MF	EA025: Suspended Solids (SS)	----	1	mg/L	6	6	0.0
EA/ED: Physical and Aggregate Properties (QC Lot: 784074)								
HK0816032-077	IMO2 B MF	EA025: Suspended Solids (SS)	----	1	mg/L	6	7	0.0
HK0816032-099	C3 (NM6) M MF	EA025: Suspended Solids (SS)	----	1	mg/L	6	7	17.1

Method Blank (MB), Laboratory Control Spike (LCS) and Laboratory Control Spike Duplicate (DCS) Report

Matrix: WATER			Method Blank (MB) Report			Laboratory Control Spike (LCS) and Laboratory Control Spike Duplicate (DCS) Report					
Method: Compound	CAS Number	LOR	Unit	Result	Spike Concentration	Spike Recovery (%)		Recovery Limits (%)		RPDs (%)	
						LCS	DCS	Low	High	Value	Control Limit
EA/ED: Physical and Aggregate Properties (QCLot: 784071)											
EA025: Suspended Solids (SS)	----	2	mg/L	<2	20 mg/L	93.5	----	85	115	----	----
EA/ED: Physical and Aggregate Properties (QCLot: 784072)											
EA025: Suspended Solids (SS)	----	2	mg/L	<2	20 mg/L	96.5	----	85	115	----	----
EA/ED: Physical and Aggregate Properties (QCLot: 784073)											
EA025: Suspended Solids (SS)	----	2	mg/L	<2	20 mg/L	91.5	----	85	115	----	----
EA/ED: Physical and Aggregate Properties (QCLot: 784074)											
EA025: Suspended Solids (SS)	----	2	mg/L	<2	20 mg/L	87.5	----	85	115	----	----

Matrix Spike (MS) and Matrix Spike Duplicate (MSD) Report

- No Matrix Spike (MS) or Matrix Spike Duplicate (MSD) Results are required to be reported.



CERTIFICATE OF ANALYSIS

Client : ERM HONG KONG
Contact : MS KAREN LUI
Address : 21/F, LINCOLN HOUSE, 979 KING'S ROAD,
 TAIKOO PLACE, ISLAND EAST,
 QUARRY BAY, HONG KONG
E-mail : Karen.Lui@erm.com
Telephone : +852 2271 3000
Facsimile : +852 2723 5660
Project : EM&A FOR THE PERMANENT AVIATION FUEL
 FACILITY
Order number : ----
C-O-C number : ----
Site : ----

Laboratory : ALS Technichem (HK) Pty Ltd
Contact : Wong Wai Man, Alice
Address : 11/F., Chung Shun Knitting Centre,
 1 - 3 Wing Yip Street,
 Kwai Chung, N.T., Hong Kong
E-mail : Alice.Wong@alsenviro.com
Telephone : +852 2610 1044
Facsimile : +852 2610 2021
Quote number : ----

Page : 1 of 5
Work Order : **HK0816461**

Date received : 12-OCT-2008

Date of issue : 15-OCT-2008

No. of samples - *Received* : 74
 - *Analysed* : 74

Report Comments

This report for ALS Technichem (HK) Pty Ltd work order reference HK0816461 supersedes any previous reports with this reference. The completion date of analysis is . Results apply to sample(s) as submitted. All pages of this report have been checked and approved for release. When date(s) and/or time(s) are shown bracketed, these have been assumed by the laboratory for process purposes. Abbreviations: CAS number = Chemical Abstract Services number. LOR = Limit of reporting.

Specific comments for Work Order HK0816461 : **Sample(s) were picked up from client by ALS Technichem (HK) staff in a chilled condition.**
Water sample(s) analysed and reported on an as received basis.

This report may not be reproduced except with prior written approval from ALS Technichem (HK) Pty Ltd.

This document has been electronically signed by those names that appear on this report and are the authorised signatories. Electronic signing has been carried out in compliance with procedures specified in the 'Electronic Transactions Ordinance' of Hona Kona. Chapter 553. Section 6.

<u>Signatory</u>	<u>Position</u>	<u>Authorised results for:-</u>
Fung Lim Chee, Richard	General Manager	Inorganics

ALS Laboratory Group

Trading Name: **ALS Technichem (HK) Pty Ltd**

11/F., Chung Shun Knitting Centre, 1-3 Wing Yip Street, Kwai Chung, N.T., Hong Kong
Tel: +852 2610 1044 Fax: +852 2610 2021 www.alsenviro.com

A Campbell Brothers Limited Company



Laboratory Duplicate (DUP) Report

Matrix: WATER				Laboratory Duplicate (DUP) Report				
Laboratory sample ID	Client sample ID	Method: Compound	CAS Number	LOR	Unit	Original Result	Duplicate Result	RPD (%)
EA/ED: Physical and Aggregate Properties (QC Lot: 784075)								
HK0816461-001	MP S ME	EA025: Suspended Solids (SS)	----	1	mg/L	9	8	17.8
HK0816461-013	MPB2 S ME	EA025: Suspended Solids (SS)	----	1	mg/L	5	4	0.0
EA/ED: Physical and Aggregate Properties (QC Lot: 784076)								
HK0816461-023	IMO1 B ME	EA025: Suspended Solids (SS)	----	1	mg/L	4	5	20.4
HK0816461-045	C2 (NM5) M ME	EA025: Suspended Solids (SS)	----	1	mg/L	9	9	0.0
EA/ED: Physical and Aggregate Properties (QC Lot: 784077)								
HK0816461-057	MPB1 M MF	EA025: Suspended Solids (SS)	----	1	mg/L	5	5	0.0
HK0816461-067	IMO1 S MF	EA025: Suspended Solids (SS)	----	1	mg/L	6	7	0.0
EA/ED: Physical and Aggregate Properties (QC Lot: 784078)								
HK0816461-077	IMO2 B MF	EA025: Suspended Solids (SS)	----	1	mg/L	5	5	0.0
HK0816461-099	C3 (NM6) M MF	EA025: Suspended Solids (SS)	----	1	mg/L	8	8	0.0

Method Blank (MB), Laboratory Control Spike (LCS) and Laboratory Control Spike Duplicate (DCS) Report

Matrix: WATER			Method Blank (MB) Report			Laboratory Control Spike (LCS) and Laboratory Control Spike Duplicate (DCS) Report					
Method: Compound	CAS Number	LOR	Unit	Result	Spike Concentration	Spike Recovery (%)		Recovery Limits (%)		RPDs (%)	
						LCS	DCS	Low	High	Value	Control Limit
EA/ED: Physical and Aggregate Properties (QCLot: 784075)											
EA025: Suspended Solids (SS)	----	2	mg/L	<2	20 mg/L	101	----	85	115	----	----
EA/ED: Physical and Aggregate Properties (QCLot: 784076)											
EA025: Suspended Solids (SS)	----	2	mg/L	<2	20 mg/L	108	----	85	115	----	----
EA/ED: Physical and Aggregate Properties (QCLot: 784077)											
EA025: Suspended Solids (SS)	----	2	mg/L	<2	20 mg/L	112	----	85	115	----	----
EA/ED: Physical and Aggregate Properties (QCLot: 784078)											
EA025: Suspended Solids (SS)	----	2	mg/L	<2	20 mg/L	109	----	85	115	----	----

Matrix Spike (MS) and Matrix Spike Duplicate (MSD) Report

- No Matrix Spike (MS) or Matrix Spike Duplicate (MSD) Results are required to be reported.



CERTIFICATE OF ANALYSIS

Client : ERM HONG KONG
Contact : MS KAREN LUI
Address : 21/F, LINCOLN HOUSE, 979 KING'S ROAD,
 TAIKOO PLACE, ISLAND EAST,
 QUARRY BAY, HONG KONG
E-mail : Karen.Lui@erm.com
Telephone : +852 2271 3000
Facsimile : +852 2723 5660
Project : EM&A FOR THE PERMANENT AVIATION FUEL
 FACILITY
Order number : ----
C-O-C number : ----
Site : ----

Laboratory : ALS Technichem (HK) Pty Ltd
Contact : Wong Wai Man, Alice
Address : 11/F., Chung Shun Knitting Centre,
 1 - 3 Wing Yip Street,
 Kwai Chung, N.T., Hong Kong
E-mail : Alice.Wong@alsenviro.com
Telephone : +852 2610 1044
Facsimile : +852 2610 2021
Quote number : ----

Page : 1 of 5
Work Order : **HK0816462**

Date received : 13-OCT-2008

Date of issue : 16-OCT-2008

No. of samples - *Received* : 74
 - *Analysed* : 74

Report Comments

This report for ALS Technichem (HK) Pty Ltd work order reference HK0816462 supersedes any previous reports with this reference. The completion date of analysis is . Results apply to sample(s) as submitted. All pages of this report have been checked and approved for release. When date(s) and/or time(s) are shown bracketed, these have been assumed by the laboratory for process purposes. Abbreviations: CAS number = Chemical Abstract Services number. LOR = Limit of reporting.

Specific comments for Work Order HK0816462 : **Sample(s) were picked up from client by ALS Technichem (HK) staff in a chilled condition.**
Water sample(s) analysed and reported on an as received basis.

This report may not be reproduced except with prior written approval from ALS Technichem (HK) Pty Ltd.

This document has been electronically signed by those names that appear on this report and are the authorised signatories. Electronic signing has been carried out in compliance with procedures specified in the 'Electronic Transactions Ordinance' of Hona Kona. Chapter 553. Section 6.

<u>Signatory</u>	<u>Position</u>	<u>Authorised results for:-</u>
Fung Lim Chee, Richard	General Manager	Inorganics

ALS Laboratory Group

Trading Name: **ALS Technichem (HK) Pty Ltd**

11/F., Chung Shun Knitting Centre, 1-3 Wing Yip Street, Kwai Chung, N.T., Hong Kong
Tel: +852 2610 1044 Fax: +852 2610 2021 www.alsenviro.com

A Campbell Brothers Limited Company



Laboratory Duplicate (DUP) Report

Matrix: WATER				Laboratory Duplicate (DUP) Report				
Laboratory sample ID	Client sample ID	Method: Compound	CAS Number	LOR	Unit	Original Result	Duplicate Result	RPD (%)
EA/ED: Physical and Aggregate Properties (QC Lot: 784079)								
HK0816462-001	MP S ME	EA025: Suspended Solids (SS)	----	1	mg/L	6	6	0.0
HK0816462-013	MPB2 S ME	EA025: Suspended Solids (SS)	----	1	mg/L	6	7	0.0
EA/ED: Physical and Aggregate Properties (QC Lot: 784080)								
HK0816462-023	IMO1 B ME	EA025: Suspended Solids (SS)	----	1	mg/L	4	4	0.0
HK0816462-045	C2 (NM5) M ME	EA025: Suspended Solids (SS)	----	1	mg/L	7	7	0.0
EA/ED: Physical and Aggregate Properties (QC Lot: 784081)								
HK0816462-057	MPB1 M MF	EA025: Suspended Solids (SS)	----	1	mg/L	5	5	0.0
HK0816462-067	IMO1 S MF	EA025: Suspended Solids (SS)	----	1	mg/L	9	10	10.7
EA/ED: Physical and Aggregate Properties (QC Lot: 784082)								
HK0816462-077	IMO2 B MF	EA025: Suspended Solids (SS)	----	1	mg/L	6	6	0.0
HK0816462-099	C3 (NM6) M MF	EA025: Suspended Solids (SS)	----	1	mg/L	6	5	0.0

Method Blank (MB), Laboratory Control Spike (LCS) and Laboratory Control Spike Duplicate (DCS) Report

Matrix: WATER			Method Blank (MB) Report			Laboratory Control Spike (LCS) and Laboratory Control Spike Duplicate (DCS) Report					
Method: Compound	CAS Number	LOR	Unit	Result	Spike Concentration	Spike Recovery (%)		Recovery Limits (%)		RPDs (%)	
						LCS	DCS	Low	High	Value	Control Limit
EA/ED: Physical and Aggregate Properties (QCLot: 784079)											
EA025: Suspended Solids (SS)	----	2	mg/L	<2	20 mg/L	106	----	85	115	----	----
EA/ED: Physical and Aggregate Properties (QCLot: 784080)											
EA025: Suspended Solids (SS)	----	2	mg/L	<2	20 mg/L	95.5	----	85	115	----	----
EA/ED: Physical and Aggregate Properties (QCLot: 784081)											
EA025: Suspended Solids (SS)	----	2	mg/L	<2	20 mg/L	103	----	85	115	----	----
EA/ED: Physical and Aggregate Properties (QCLot: 784082)											
EA025: Suspended Solids (SS)	----	2	mg/L	<2	20 mg/L	112	----	85	115	----	----

Matrix Spike (MS) and Matrix Spike Duplicate (MSD) Report

- No Matrix Spike (MS) or Matrix Spike Duplicate (MSD) Results are required to be reported.



CERTIFICATE OF ANALYSIS

Client : ERM HONG KONG
Contact : MS KAREN LUI
Address : 21/F, LINCOLN HOUSE, 979 KING'S ROAD,
TAIKOO PLACE, ISLAND EAST,
QUARRY BAY, HONG KONG
E-mail : Karen.Lui@erm.com
Telephone : +852 2271 3000
Facsimile : +852 2723 5660
Project : EM&A FOR THE PERMANENT AVIATION FUEL
FACILITY
Order number : ----
C-O-C number : ----
Site : ----

Laboratory : ALS Technichem (HK) Pty Ltd
Contact : Wong Wai Man, Alice
Address : 11/F., Chung Shun Knitting Centre,
1 - 3 Wing Yip Street,
Kwai Chung, N.T., Hong Kong
E-mail : Alice.Wong@alsenviro.com
Telephone : +852 2610 1044
Facsimile : +852 2610 2021
Quote number : ----

Page : 1 of 5
Work Order : **HK0816463**

Date received : 14-OCT-2008

Date of issue : 17-OCT-2008

No. of samples - *Received* : 74
- *Analysed* : 74

Report Comments

This report for ALS Technichem (HK) Pty Ltd work order reference HK0816463 supersedes any previous reports with this reference. The completion date of analysis is . Results apply to sample(s) as submitted. All pages of this report have been checked and approved for release. When date(s) and/or time(s) are shown bracketed, these have been assumed by the laboratory for process purposes. Abbreviations: CAS number = Chemical Abstract Services number. LOR = Limit of reporting.

Specific comments for Work Order HK0816463 : **Sample(s) were picked up from client by ALS Technichem (HK) staff in a chilled condition.**
Water sample(s) analysed and reported on an as received basis.

This report may not be reproduced except with prior written approval from ALS Technichem (HK) Pty Ltd.

This document has been electronically signed by those names that appear on this report and are the authorised signatories. Electronic signing has been carried out in compliance with procedures specified in the 'Electronic Transactions Ordinance' of Hona Kona. Chapter 553. Section 6.

<u>Signatory</u>	<u>Position</u>	<u>Authorised results for:-</u>
Fung Lim Chee, Richard	General Manager	Inorganics

ALS Laboratory Group

Trading Name: **ALS Technichem (HK) Pty Ltd**

11/F., Chung Shun Knitting Centre, 1-3 Wing Yip Street, Kwai Chung, N.T., Hong Kong
Tel: +852 2610 1044 Fax: +852 2610 2021 www.alsenviro.com

A Campbell Brothers Limited Company



Laboratory Duplicate (DUP) Report

Matrix: WATER				Laboratory Duplicate (DUP) Report				
Laboratory sample ID	Client sample ID	Method: Compound	CAS Number	LOR	Unit	Original Result	Duplicate Result	RPD (%)
EA/ED: Physical and Aggregate Properties (QC Lot: 786117)								
HK0816463-001	MP S ME	EA025: Suspended Solids (SS)	----	1	mg/L	7	7	0.0
HK0816463-013	MPB2 S ME	EA025: Suspended Solids (SS)	----	1	mg/L	9	9	0.0
EA/ED: Physical and Aggregate Properties (QC Lot: 786118)								
HK0816463-023	IMO1 B ME	EA025: Suspended Solids (SS)	----	1	mg/L	8	9	12.3
HK0816463-045	C2 (NM5) M ME	EA025: Suspended Solids (SS)	----	1	mg/L	7	7	0.0
EA/ED: Physical and Aggregate Properties (QC Lot: 786119)								
HK0816463-057	MPB1 M MF	EA025: Suspended Solids (SS)	----	1	mg/L	8	8	0.0
HK0816463-067	IMO1 S MF	EA025: Suspended Solids (SS)	----	1	mg/L	8	7	0.0
EA/ED: Physical and Aggregate Properties (QC Lot: 786120)								
HK0816463-077	IMO2 B MF	EA025: Suspended Solids (SS)	----	1	mg/L	8	8	0.0
HK0816463-099	C3 (NM6) M MF	EA025: Suspended Solids (SS)	----	1	mg/L	8	8	0.0

Method Blank (MB), Laboratory Control Spike (LCS) and Laboratory Control Spike Duplicate (DCS) Report

Matrix: WATER			Method Blank (MB) Report			Laboratory Control Spike (LCS) and Laboratory Control Spike Duplicate (DCS) Report					
Method: Compound	CAS Number	LOR	Unit	Result	Spike Concentration	Spike Recovery (%)		Recovery Limits (%)		RPDs (%)	
						LCS	DCS	Low	High	Value	Control Limit
EA/ED: Physical and Aggregate Properties (QCLot: 786117)											
EA025: Suspended Solids (SS)	----	2	mg/L	<2	20 mg/L	91.0	----	85	115	----	----
EA/ED: Physical and Aggregate Properties (QCLot: 786118)											
EA025: Suspended Solids (SS)	----	2	mg/L	<2	20 mg/L	111	----	85	115	----	----
EA/ED: Physical and Aggregate Properties (QCLot: 786119)											
EA025: Suspended Solids (SS)	----	2	mg/L	<2	20 mg/L	96.5	----	85	115	----	----
EA/ED: Physical and Aggregate Properties (QCLot: 786120)											
EA025: Suspended Solids (SS)	----	2	mg/L	<2	20 mg/L	110	----	85	115	----	----

Matrix Spike (MS) and Matrix Spike Duplicate (MSD) Report

- No Matrix Spike (MS) or Matrix Spike Duplicate (MSD) Results are required to be reported.



CERTIFICATE OF ANALYSIS

Client : ERM HONG KONG
Contact : MS KAREN LUI
Address : 21/F, LINCOLN HOUSE, 979 KING'S ROAD,
 TAIKOO PLACE, ISLAND EAST,
 QUARRY BAY, HONG KONG
E-mail : Karen.Lui@erm.com
Telephone : +852 2271 3000
Facsimile : +852 2723 5660
Project : EM&A FOR THE PERMANENT AVIATION FUEL
 FACILITY
Order number : ----
C-O-C number : ----
Site : ----

Laboratory : ALS Technichem (HK) Pty Ltd
Contact : Wong Wai Man, Alice
Address : 11/F., Chung Shun Knitting Centre,
 1 - 3 Wing Yip Street,
 Kwai Chung, N.T., Hong Kong
E-mail : Alice.Wong@alsenviro.com
Telephone : +852 2610 1044
Facsimile : +852 2610 2021
Quote number : ----

Page : 1 of 5
Work Order : **HK0816030**

Date received : 15-OCT-2008

Date of issue : 20-OCT-2008

No. of samples - *Received* : 74
 - *Analysed* : 74

Report Comments

This report for ALS Technichem (HK) Pty Ltd work order reference HK0816030 supersedes any previous reports with this reference. The completion date of analysis is . Results apply to sample(s) as submitted. All pages of this report have been checked and approved for release. When date(s) and/or time(s) are shown bracketed, these have been assumed by the laboratory for process purposes. Abbreviations: CAS number = Chemical Abstract Services number. LOR = Limit of reporting.

Specific comments for Work Order HK0816030 : **Sample(s) were picked up from client by ALS Technichem (HK) staff in a chilled condition.**
Water sample(s) analysed and reported on an as received basis.

This report may not be reproduced except with prior written approval from ALS Technichem (HK) Pty Ltd.

This document has been electronically signed by those names that appear on this report and are the authorised signatories. Electronic signing has been carried out in compliance with procedures specified in the 'Electronic Transactions Ordinance' of Hona Kona. Chapter 553. Section 6.

<u>Signatory</u>	<u>Position</u>	<u>Authorised results for:-</u>
Fung Lim Chee, Richard	General Manager	Inorganics

ALS Laboratory Group

Trading Name: **ALS Technichem (HK) Pty Ltd**

11/F., Chung Shun Knitting Centre, 1-3 Wing Yip Street, Kwai Chung, N.T., Hong Kong
Tel: +852 2610 1044 Fax: +852 2610 2021 www.alsenviro.com

A Campbell Brothers Limited Company



Laboratory Duplicate (DUP) Report

Matrix: WATER				Laboratory Duplicate (DUP) Report				
Laboratory sample ID	Client sample ID	Method: Compound	CAS Number	LOR	Unit	Original Result	Duplicate Result	RPD (%)
EA/ED: Physical and Aggregate Properties (QC Lot: 787380)								
HK0816030-001	MP S ME	EA025: Suspended Solids (SS)	----	1	mg/L	9	9	0.0
HK0816030-013	MPB2 S ME	EA025: Suspended Solids (SS)	----	1	mg/L	8	9	0.0
EA/ED: Physical and Aggregate Properties (QC Lot: 787381)								
HK0816030-023	IMO1 B ME	EA025: Suspended Solids (SS)	----	1	mg/L	8	8	0.0
HK0816030-045	C2 (NM5) M ME	EA025: Suspended Solids (SS)	----	1	mg/L	8	10	22.8
EA/ED: Physical and Aggregate Properties (QC Lot: 787382)								
HK0816030-057	MPB1 M MF	EA025: Suspended Solids (SS)	----	1	mg/L	8	8	0.0
HK0816030-068	IMO1 S DUP MF	EA025: Suspended Solids (SS)	----	1	mg/L	11	12	9.8
EA/ED: Physical and Aggregate Properties (QC Lot: 787383)								
HK0816030-077	IMO2 B MF	EA025: Suspended Solids (SS)	----	1	mg/L	11	10	0.0
HK0816030-099	C3 (NM6) M MF	EA025: Suspended Solids (SS)	----	1	mg/L	8	7	0.0

Method Blank (MB), Laboratory Control Spike (LCS) and Laboratory Control Spike Duplicate (DCS) Report

Matrix: WATER			Method Blank (MB) Report			Laboratory Control Spike (LCS) and Laboratory Control Spike Duplicate (DCS) Report					
Method: Compound	CAS Number	LOR	Unit	Result	Spike Concentration	Spike Recovery (%)		Recovery Limits (%)		RPDs (%)	
						LCS	DCS	Low	High	Value	Control Limit
EA/ED: Physical and Aggregate Properties (QCLot: 787380)											
EA025: Suspended Solids (SS)	----	2	mg/L	<2	20 mg/L	91.5	----	85	115	----	----
EA/ED: Physical and Aggregate Properties (QCLot: 787381)											
EA025: Suspended Solids (SS)	----	2	mg/L	<2	20 mg/L	94.0	----	85	115	----	----
EA/ED: Physical and Aggregate Properties (QCLot: 787382)											
EA025: Suspended Solids (SS)	----	2	mg/L	<2	20 mg/L	99.0	----	85	115	----	----
EA/ED: Physical and Aggregate Properties (QCLot: 787383)											
EA025: Suspended Solids (SS)	----	2	mg/L	<2	20 mg/L	92.5	----	85	115	----	----

Matrix Spike (MS) and Matrix Spike Duplicate (MSD) Report

- No Matrix Spike (MS) or Matrix Spike Duplicate (MSD) Results are required to be reported.



CERTIFICATE OF ANALYSIS

Client : ERM HONG KONG
Contact : MS KAREN LUI
Address : 21/F, LINCOLN HOUSE, 979 KING'S ROAD,
 TAIKOO PLACE, ISLAND EAST,
 QUARRY BAY, HONG KONG
E-mail : Karen.Lui@erm.com
Telephone : +852 2271 3000
Facsimile : +852 2723 5660
Project : EM&A FOR THE PERMANENT AVIATION FUEL
 FACILITY
Order number : ----
C-O-C number : ----
Site : ----

Laboratory : ALS Technichem (HK) Pty Ltd
Contact : Wong Wai Man, Alice
Address : 11/F., Chung Shun Knitting Centre,
 1 - 3 Wing Yip Street,
 Kwai Chung, N.T., Hong Kong
E-mail : Alice.Wong@alsenviro.com
Telephone : +852 2610 1044
Facsimile : +852 2610 2021
Quote number : ----

Page : 1 of 5
Work Order : **HK0817214**

Date received : 16-OCT-2008

Date of issue : 22-OCT-2008

No. of samples - *Received* : 74
 - *Analysed* : 74

Report Comments

This report for ALS Technichem (HK) Pty Ltd work order reference HK0817214 supersedes any previous reports with this reference. The completion date of analysis is . Results apply to sample(s) as submitted. All pages of this report have been checked and approved for release. When date(s) and/or time(s) are shown bracketed, these have been assumed by the laboratory for process purposes. Abbreviations: CAS number = Chemical Abstract Services number. LOR = Limit of reporting.

Specific comments for Work Order HK0817214 : **Sample(s) were picked up from client by ALS Technichem (HK) staff in a chilled condition.**
Water sample(s) analysed and reported on an as received basis.

This report may not be reproduced except with prior written approval from ALS Technichem (HK) Pty Ltd.

This document has been electronically signed by those names that appear on this report and are the authorised signatories. Electronic signing has been carried out in compliance with procedures specified in the 'Electronic Transactions Ordinance' of Hona Kona. Chapter 553. Section 6.

<u>Signatory</u>	<u>Position</u>	<u>Authorised results for:-</u>
Fung Lim Chee, Richard	General Manager	Inorganics

ALS Laboratory Group

Trading Name: **ALS Technichem (HK) Pty Ltd**

11/F., Chung Shun Knitting Centre, 1-3 Wing Yip Street, Kwai Chung, N.T., Hong Kong
Tel: +852 2610 1044 Fax: +852 2610 2021 www.alsenviro.com

A Campbell Brothers Limited Company



Laboratory Duplicate (DUP) Report

Matrix: WATER				Laboratory Duplicate (DUP) Report				
Laboratory sample ID	Client sample ID	Method: Compound	CAS Number	LOR	Unit	Original Result	Duplicate Result	RPD (%)
EA/ED: Physical and Aggregate Properties (QC Lot: 788446)								
HK0817214-001	MP S ME	EA025: Suspended Solids (SS)	----	1	mg/L	9	9	0.0
HK0817214-013	MPB2 S ME	EA025: Suspended Solids (SS)	----	1	mg/L	6	8	14.1
EA/ED: Physical and Aggregate Properties (QC Lot: 788447)								
HK0817214-023	IMO1 B ME	EA025: Suspended Solids (SS)	----	1	mg/L	9	9	0.0
HK0817214-045	C2 (NM5) M ME	EA025: Suspended Solids (SS)	----	1	mg/L	8	8	0.0
EA/ED: Physical and Aggregate Properties (QC Lot: 788448)								
HK0817214-057	MPB1 M MF	EA025: Suspended Solids (SS)	----	1	mg/L	9	8	0.0
HK0817214-068	IMO1 S DUP MF	EA025: Suspended Solids (SS)	----	1	mg/L	8	8	0.0
EA/ED: Physical and Aggregate Properties (QC Lot: 788449)								
HK0817214-078	IMO2 B DUP MF	EA025: Suspended Solids (SS)	----	1	mg/L	7	6	0.0
HK0817214-100	C3 (NM6) M DUP MF	EA025: Suspended Solids (SS)	----	1	mg/L	10	10	0.0

Method Blank (MB), Laboratory Control Spike (LCS) and Laboratory Control Spike Duplicate (DCS) Report

Matrix: WATER			Method Blank (MB) Report			Laboratory Control Spike (LCS) and Laboratory Control Spike Duplicate (DCS) Report					
Method: Compound	CAS Number	LOR	Unit	Result	Spike Concentration	Spike Recovery (%)		Recovery Limits (%)		RPDs (%)	
						LCS	DCS	Low	High	Value	Control Limit
EA/ED: Physical and Aggregate Properties (QCLot: 788446)											
EA025: Suspended Solids (SS)	----	2	mg/L	<2	20 mg/L	103	----	85	115	----	----
EA/ED: Physical and Aggregate Properties (QCLot: 788447)											
EA025: Suspended Solids (SS)	----	2	mg/L	<2	20 mg/L	107	----	85	115	----	----
EA/ED: Physical and Aggregate Properties (QCLot: 788448)											
EA025: Suspended Solids (SS)	----	2	mg/L	<2	20 mg/L	106	----	85	115	----	----
EA/ED: Physical and Aggregate Properties (QCLot: 788449)											
EA025: Suspended Solids (SS)	----	2	mg/L	<2	20 mg/L	100	----	85	115	----	----

Matrix Spike (MS) and Matrix Spike Duplicate (MSD) Report

- No Matrix Spike (MS) or Matrix Spike Duplicate (MSD) Results are required to be reported.



CERTIFICATE OF ANALYSIS

Client : ERM HONG KONG
Contact : MS KAREN LUI
Address : 21/F, LINCOLN HOUSE, 979 KING'S ROAD,
TAIKOO PLACE, ISLAND EAST,
QUARRY BAY, HONG KONG
E-mail : Karen.Lui@erm.com
Telephone : +852 2271 3000
Facsimile : +852 2723 5660
Project : EM&A FOR THE PERMANENT AVIATION FUEL
FACILITY
Order number : ----
C-O-C number : ----
Site : ----

Laboratory : ALS Technichem (HK) Pty Ltd
Contact : Wong Wai Man, Alice
Address : 11/F., Chung Shun Knitting Centre,
1 - 3 Wing Yip Street,
Kwai Chung, N.T., Hong Kong
E-mail : Alice.Wong@alsenviro.com
Telephone : +852 2610 1044
Facsimile : +852 2610 2021
Quote number : ----

Page : 1 of 5
Work Order : **HK0818168**

Date received : 17-OCT-2008

Date of issue : 22-OCT-2008

No. of samples - *Received* : 74
- *Analysed* : 74

Report Comments

This report for ALS Technichem (HK) Pty Ltd work order reference HK0818168 supersedes any previous reports with this reference. The completion date of analysis is . Results apply to sample(s) as submitted. All pages of this report have been checked and approved for release. When date(s) and/or time(s) are shown bracketed, these have been assumed by the laboratory for process purposes. Abbreviations: CAS number = Chemical Abstract Services number. LOR = Limit of reporting.

Specific comments for Work Order HK0818168 : **Sample(s) were picked up from client by ALS Technichem (HK) staff in a chilled condition.**
Water sample(s) analysed and reported on an as received basis.

This report may not be reproduced except with prior written approval from ALS Technichem (HK) Pty Ltd.

This document has been electronically signed by those names that appear on this report and are the authorised signatories. Electronic signing has been carried out in compliance with procedures specified in the 'Electronic Transactions Ordinance' of Hona Kona. Chapter 553. Section 6.

<i>Signatory</i>	<i>Position</i>	<i>Authorised results for:-</i>
Fung Lim Chee, Richard	General Manager	Inorganics

ALS Laboratory Group

Trading Name: **ALS Technichem (HK) Pty Ltd**

11/F., Chung Shun Knitting Centre, 1-3 Wing Yip Street, Kwai Chung, N.T., Hong Kong
Tel: +852 2610 1044 Fax: +852 2610 2021 www.alsenviro.com

A Campbell Brothers Limited Company



Laboratory Duplicate (DUP) Report

Matrix: WATER				Laboratory Duplicate (DUP) Report				
Laboratory sample ID	Client sample ID	Method: Compound	CAS Number	LOR	Unit	Original Result	Duplicate Result	RPD (%)
EA/ED: Physical and Aggregate Properties (QC Lot: 792305)								
HK0818168-001	MP S ME	EA025: Suspended Solids (SS)	----	1	mg/L	9	8	11.8
HK0818168-013	MPB2 S ME	EA025: Suspended Solids (SS)	----	1	mg/L	9	8	0.0
EA/ED: Physical and Aggregate Properties (QC Lot: 792306)								
HK0818168-023	IMO1 B ME	EA025: Suspended Solids (SS)	----	1	mg/L	9	8	12.0
HK0818168-045	C2 (NM5) M ME	EA025: Suspended Solids (SS)	----	1	mg/L	9	9	0.0
EA/ED: Physical and Aggregate Properties (QC Lot: 792307)								
HK0818168-057	MPB1 M MF	EA025: Suspended Solids (SS)	----	1	mg/L	9	9	0.0
HK0818168-067	IMO1 S MF	EA025: Suspended Solids (SS)	----	1	mg/L	10	10	0.0
EA/ED: Physical and Aggregate Properties (QC Lot: 792308)								
HK0818168-077	IMO2 B MF	EA025: Suspended Solids (SS)	----	1	mg/L	10	8	18.6
HK0818168-099	C3 (NM6) M MF	EA025: Suspended Solids (SS)	----	1	mg/L	10	11	13.4

Method Blank (MB), Laboratory Control Spike (LCS) and Laboratory Control Spike Duplicate (DCS) Report

Matrix: WATER			Method Blank (MB) Report			Laboratory Control Spike (LCS) and Laboratory Control Spike Duplicate (DCS) Report					
Method: Compound	CAS Number	LOR	Unit	Result	Spike Concentration	Spike Recovery (%)		Recovery Limits (%)		RPDs (%)	
						LCS	DCS	Low	High	Value	Control Limit
EA/ED: Physical and Aggregate Properties (QCLot: 792305)											
EA025: Suspended Solids (SS)	----	2	mg/L	<2	20 mg/L	96.5	----	85	115	----	----
EA/ED: Physical and Aggregate Properties (QCLot: 792306)											
EA025: Suspended Solids (SS)	----	2	mg/L	<2	20 mg/L	102	----	85	115	----	----
EA/ED: Physical and Aggregate Properties (QCLot: 792307)											
EA025: Suspended Solids (SS)	----	2	mg/L	<2	20 mg/L	100	----	85	115	----	----
EA/ED: Physical and Aggregate Properties (QCLot: 792308)											
EA025: Suspended Solids (SS)	----	2	mg/L	<2	20 mg/L	106	----	85	115	----	----

Matrix Spike (MS) and Matrix Spike Duplicate (MSD) Report

- No Matrix Spike (MS) or Matrix Spike Duplicate (MSD) Results are required to be reported.



CERTIFICATE OF ANALYSIS

Client : ERM HONG KONG
Contact : MS KAREN LUI
Address : 21/F, LINCOLN HOUSE, 979 KING'S ROAD,
 TAIKOO PLACE, ISLAND EAST,
 QUARRY BAY, HONG KONG
E-mail : Karen.Lui@erm.com
Telephone : +852 2271 3000
Facsimile : +852 2723 5660
Project : EM&A FOR THE PERMANENT AVIATION FUEL
 FACILITY
Order number : ----
C-O-C number : ----
Site : ----

Laboratory : ALS Technichem (HK) Pty Ltd
Contact : Wong Wai Man, Alice
Address : 11/F., Chung Shun Knitting Centre,
 1 - 3 Wing Yip Street,
 Kwai Chung, N.T., Hong Kong
E-mail : Alice.Wong@alsenviro.com
Telephone : +852 2610 1044
Facsimile : +852 2610 2021
Quote number : ----

Page : 1 of 5
Work Order : **HK0817245**

Date received : 18-OCT-2008

Date of issue : 22-OCT-2008

No. of samples - *Received* : 74
 - *Analysed* : 74

Report Comments

This report for ALS Technichem (HK) Pty Ltd work order reference HK0817245 supersedes any previous reports with this reference. The completion date of analysis is . Results apply to sample(s) as submitted. All pages of this report have been checked and approved for release. When date(s) and/or time(s) are shown bracketed, these have been assumed by the laboratory for process purposes. Abbreviations: CAS number = Chemical Abstract Services number. LOR = Limit of reporting.

Specific comments for Work Order HK0817245 : **Sample(s) were picked up from client by ALS Technichem (HK) staff in a chilled condition.**
Water sample(s) analysed and reported on an as received basis.

This report may not be reproduced except with prior written approval from ALS Technichem (HK) Pty Ltd.

This document has been electronically signed by those names that appear on this report and are the authorised signatories. Electronic signing has been carried out in compliance with procedures specified in the 'Electronic Transactions Ordinance' of Hona Kona. Chapter 553. Section 6.

<u>Signatory</u>	<u>Position</u>	<u>Authorised results for:-</u>
Fung Lim Chee, Richard	General Manager	Inorganics

ALS Laboratory Group

Trading Name: **ALS Technichem (HK) Pty Ltd**

11/F., Chung Shun Knitting Centre, 1-3 Wing Yip Street, Kwai Chung, N.T., Hong Kong
Tel: +852 2610 1044 Fax: +852 2610 2021 www.alsenviro.com

A Campbell Brothers Limited Company



Laboratory Duplicate (DUP) Report

Matrix: WATER				Laboratory Duplicate (DUP) Report				
Laboratory sample ID	Client sample ID	Method: Compound	CAS Number	LOR	Unit	Original Result	Duplicate Result	RPD (%)
EA/ED: Physical and Aggregate Properties (QC Lot: 789842)								
HK0817245-001	MP S ME	EA025: Suspended Solids (SS)	----	1	mg/L	9	10	0.0
HK0817245-013	MPB2 S ME	EA025: Suspended Solids (SS)	----	1	mg/L	8	9	13.9
EA/ED: Physical and Aggregate Properties (QC Lot: 789843)								
HK0817245-023	IMO1 B ME	EA025: Suspended Solids (SS)	----	1	mg/L	7	6	18.2
HK0817245-045	C2 (NM5) M ME	EA025: Suspended Solids (SS)	----	1	mg/L	12	12	0.0
EA/ED: Physical and Aggregate Properties (QC Lot: 789844)								
HK0817245-058	MPB1 M DUP MF	EA025: Suspended Solids (SS)	----	1	mg/L	8	6	17.4
HK0817245-067	IMO1 S MF	EA025: Suspended Solids (SS)	----	1	mg/L	10	10	0.0
EA/ED: Physical and Aggregate Properties (QC Lot: 789845)								
HK0817245-077	IMO2 B MF	EA025: Suspended Solids (SS)	----	1	mg/L	17	18	0.0
HK0817245-099	C3 (NM6) M MF	EA025: Suspended Solids (SS)	----	1	mg/L	22	22	0.0

Method Blank (MB), Laboratory Control Spike (LCS) and Laboratory Control Spike Duplicate (DCS) Report

Matrix: WATER			Method Blank (MB) Report			Laboratory Control Spike (LCS) and Laboratory Control Spike Duplicate (DCS) Report					
Method: Compound	CAS Number	LOR	Unit	Result	Spike Concentration	Spike Recovery (%)		Recovery Limits (%)		RPDs (%)	
						LCS	DCS	Low	High	Value	Control Limit
EA/ED: Physical and Aggregate Properties (QCLot: 789842)											
EA025: Suspended Solids (SS)	----	2	mg/L	<2	20 mg/L	100	----	85	115	----	----
EA/ED: Physical and Aggregate Properties (QCLot: 789843)											
EA025: Suspended Solids (SS)	----	2	mg/L	<2	20 mg/L	95.0	----	85	115	----	----
EA/ED: Physical and Aggregate Properties (QCLot: 789844)											
EA025: Suspended Solids (SS)	----	2	mg/L	<2	20 mg/L	99.0	----	85	115	----	----
EA/ED: Physical and Aggregate Properties (QCLot: 789845)											
EA025: Suspended Solids (SS)	----	2	mg/L	<2	20 mg/L	105	----	85	115	----	----

Matrix Spike (MS) and Matrix Spike Duplicate (MSD) Report

- No Matrix Spike (MS) or Matrix Spike Duplicate (MSD) Results are required to be reported.



CERTIFICATE OF ANALYSIS

Client : ERM HONG KONG
Contact : MS KAREN LUI
Address : 21/F, LINCOLN HOUSE, 979 KING'S ROAD,
 TAIKOO PLACE, ISLAND EAST,
 QUARRY BAY, HONG KONG
E-mail : Karen.Lui@erm.com
Telephone : +852 2271 3000
Facsimile : +852 2723 5660
Project : EM&A FOR THE PERMANENT AVIATION FUEL
 FACILITY
Order number : ----
C-O-C number : ----
Site : ----

Laboratory : ALS Technichem (HK) Pty Ltd
Contact : Wong Wai Man, Alice
Address : 11/F., Chung Shun Knitting Centre,
 1 - 3 Wing Yip Street,
 Kwai Chung, N.T., Hong Kong
E-mail : Alice.Wong@alsenviro.com
Telephone : +852 2610 1044
Facsimile : +852 2610 2021
Quote number : ----

Page : 1 of 5
Work Order : **HK0817252**

Date received : 19-OCT-2008

Date of issue : 22-OCT-2008

No. of samples - *Received* : 74
 - *Analysed* : 74

Report Comments

This report for ALS Technichem (HK) Pty Ltd work order reference HK0817252 supersedes any previous reports with this reference. The completion date of analysis is . Results apply to sample(s) as submitted. All pages of this report have been checked and approved for release. When date(s) and/or time(s) are shown bracketed, these have been assumed by the laboratory for process purposes. Abbreviations: CAS number = Chemical Abstract Services number. LOR = Limit of reporting.

Specific comments for Work Order HK0817252 : **Sample(s) were picked up from client by ALS Technichem (HK) staff in a chilled condition.
Water sample(s) analysed and reported on an as received basis.**

This report may not be reproduced except with prior written approval from ALS Technichem (HK) Pty Ltd.

This document has been electronically signed by those names that appear on this report and are the authorised signatories. Electronic signing has been carried out in compliance with procedures specified in the 'Electronic Transactions Ordinance' of Hona Kona. Chapter 553. Section 6.

<i>Signatory</i>	<i>Position</i>	<i>Authorised results for:-</i>
Fung Lim Chee, Richard	General Manager	Inorganics

ALS Laboratory Group

Trading Name: **ALS Technichem (HK) Pty Ltd**

11/F., Chung Shun Knitting Centre, 1-3 Wing Yip Street, Kwai Chung, N.T., Hong Kong
Tel: +852 2610 1044 Fax: +852 2610 2021 www.alsenviro.com

A Campbell Brothers Limited Company



Laboratory Duplicate (DUP) Report

Matrix: WATER				Laboratory Duplicate (DUP) Report				
Laboratory sample ID	Client sample ID	Method: Compound	CAS Number	LOR	Unit	Original Result	Duplicate Result	RPD (%)
EA/ED: Physical and Aggregate Properties (QC Lot: 789846)								
HK0817252-001	MP S ME	EA025: Suspended Solids (SS)	----	1	mg/L	7	7	0.0
HK0817252-013	MPB2 S ME	EA025: Suspended Solids (SS)	----	1	mg/L	8	9	0.0
EA/ED: Physical and Aggregate Properties (QC Lot: 789847)								
HK0817252-023	IMO1 B ME	EA025: Suspended Solids (SS)	----	1	mg/L	9	10	13.5
HK0817252-045	C2 (NM5) M ME	EA025: Suspended Solids (SS)	----	1	mg/L	14	13	0.0
EA/ED: Physical and Aggregate Properties (QC Lot: 789848)								
HK0817252-057	MPB1 M MF	EA025: Suspended Solids (SS)	----	1	mg/L	6	6	0.0
HK0817252-067	IMO1 S MF	EA025: Suspended Solids (SS)	----	1	mg/L	7	6	20.3
EA/ED: Physical and Aggregate Properties (QC Lot: 789849)								
HK0817252-077	IMO2 B MF	EA025: Suspended Solids (SS)	----	1	mg/L	10	10	0.0
HK0817252-099	C3 (NM6) M MF	EA025: Suspended Solids (SS)	----	1	mg/L	8	8	0.0

Method Blank (MB), Laboratory Control Spike (LCS) and Laboratory Control Spike Duplicate (DCS) Report

Matrix: WATER			Method Blank (MB) Report			Laboratory Control Spike (LCS) and Laboratory Control Spike Duplicate (DCS) Report					
Method: Compound	CAS Number	LOR	Unit	Result	Spike Concentration	Spike Recovery (%)		Recovery Limits (%)		RPDs (%)	
						LCS	DCS	Low	High	Value	Control Limit
EA/ED: Physical and Aggregate Properties (QCLot: 789846)											
EA025: Suspended Solids (SS)	----	2	mg/L	<2	20 mg/L	104	----	85	115	----	----
EA/ED: Physical and Aggregate Properties (QCLot: 789847)											
EA025: Suspended Solids (SS)	----	2	mg/L	<2	20 mg/L	101	----	85	115	----	----
EA/ED: Physical and Aggregate Properties (QCLot: 789848)											
EA025: Suspended Solids (SS)	----	2	mg/L	<2	20 mg/L	95.5	----	85	115	----	----
EA/ED: Physical and Aggregate Properties (QCLot: 789849)											
EA025: Suspended Solids (SS)	----	2	mg/L	<2	20 mg/L	102	----	85	115	----	----

Matrix Spike (MS) and Matrix Spike Duplicate (MSD) Report

- No Matrix Spike (MS) or Matrix Spike Duplicate (MSD) Results are required to be reported.



CERTIFICATE OF ANALYSIS

Client : ERM HONG KONG
Contact : MS KAREN LUI
Address : 21/F, LINCOLN HOUSE, 979 KING'S ROAD,
TAIKOO PLACE, ISLAND EAST,
QUARRY BAY, HONG KONG
E-mail : Karen.Lui@erm.com
Telephone : +852 2271 3000
Facsimile : +852 2723 5660
Project : EM&A FOR THE PERMANENT AVIATION FUEL
FACILITY
Order number : ----
C-O-C number : ----
Site : ----

Laboratory : ALS Technichem (HK) Pty Ltd
Contact : Wong Wai Man, Alice
Address : 11/F., Chung Shun Knitting Centre,
1 - 3 Wing Yip Street,
Kwai Chung, N.T., Hong Kong
E-mail : Alice.Wong@alsenviro.com
Telephone : +852 2610 1044
Facsimile : +852 2610 2021
Quote number : ----

Page : 1 of 5
Work Order : **HK0817246**

Date received : 20-OCT-2008

Date of issue : 23-OCT-2008

No. of samples - *Received* : 74
- *Analysed* : 74

Report Comments

This report for ALS Technichem (HK) Pty Ltd work order reference HK0817246 supersedes any previous reports with this reference. The completion date of analysis is . Results apply to sample(s) as submitted. All pages of this report have been checked and approved for release. When date(s) and/or time(s) are shown bracketed, these have been assumed by the laboratory for process purposes. Abbreviations: CAS number = Chemical Abstract Services number. LOR = Limit of reporting.

Specific comments for Work Order HK0817246 : **Sample(s) were picked up from client by ALS Technichem (HK) staff in a chilled condition.**
Water sample(s) analysed and reported on an as received basis.

This report may not be reproduced except with prior written approval from ALS Technichem (HK) Pty Ltd.

This document has been electronically signed by those names that appear on this report and are the authorised signatories. Electronic signing has been carried out in compliance with procedures specified in the 'Electronic Transactions Ordinance' of Hona Kona. Chapter 553. Section 6.

<i>Signatory</i>	<i>Position</i>	<i>Authorised results for:-</i>
Fung Lim Chee, Richard	General Manager	Inorganics

ALS Laboratory Group

Trading Name: **ALS Technichem (HK) Pty Ltd**

11/F., Chung Shun Knitting Centre, 1-3 Wing Yip Street, Kwai Chung, N.T., Hong Kong
Tel: +852 2610 1044 Fax: +852 2610 2021 www.alsenviro.com

A Campbell Brothers Limited Company



Laboratory Duplicate (DUP) Report

Matrix: WATER				Laboratory Duplicate (DUP) Report				
Laboratory sample ID	Client sample ID	Method: Compound	CAS Number	LOR	Unit	Original Result	Duplicate Result	RPD (%)
EA/ED: Physical and Aggregate Properties (QC Lot: 792044)								
HK0817246-001	MP S ME	EA025: Suspended Solids (SS)	----	1	mg/L	6	6	0.0
HK0817246-013	MPB2 S ME	EA025: Suspended Solids (SS)	----	1	mg/L	6	7	0.0
EA/ED: Physical and Aggregate Properties (QC Lot: 792045)								
HK0817246-023	IMO1 B ME	EA025: Suspended Solids (SS)	----	1	mg/L	5	5	0.0
HK0817246-046	C2 (NM5) M DUP ME	EA025: Suspended Solids (SS)	----	1	mg/L	8	7	0.0
EA/ED: Physical and Aggregate Properties (QC Lot: 792046)								
HK0817246-057	MPB1 M MF	EA025: Suspended Solids (SS)	----	1	mg/L	6	6	0.0
HK0817246-068	IMO1 S DUP MF	EA025: Suspended Solids (SS)	----	1	mg/L	6	5	18.9
EA/ED: Physical and Aggregate Properties (QC Lot: 792047)								
HK0817246-077	IMO2 B MF	EA025: Suspended Solids (SS)	----	1	mg/L	5	4	0.0
HK0817246-099	C3 (NM6) M MF	EA025: Suspended Solids (SS)	----	1	mg/L	7	6	0.0

Method Blank (MB), Laboratory Control Spike (LCS) and Laboratory Control Spike Duplicate (DCS) Report

Matrix: WATER			Method Blank (MB) Report			Laboratory Control Spike (LCS) and Laboratory Control Spike Duplicate (DCS) Report					
Method: Compound	CAS Number	LOR	Unit	Result	Spike Concentration	Spike Recovery (%)		Recovery Limits (%)		RPDs (%)	
						LCS	DCS	Low	High	Value	Control Limit
EA/ED: Physical and Aggregate Properties (QCLot: 792044)											
EA025: Suspended Solids (SS)	----	2	mg/L	<2	20 mg/L	97.0	----	85	115	----	----
EA/ED: Physical and Aggregate Properties (QCLot: 792045)											
EA025: Suspended Solids (SS)	----	2	mg/L	<2	20 mg/L	93.0	----	85	115	----	----
EA/ED: Physical and Aggregate Properties (QCLot: 792046)											
EA025: Suspended Solids (SS)	----	2	mg/L	<2	20 mg/L	107	----	85	115	----	----
EA/ED: Physical and Aggregate Properties (QCLot: 792047)											
EA025: Suspended Solids (SS)	----	2	mg/L	<2	20 mg/L	97.0	----	85	115	----	----

Matrix Spike (MS) and Matrix Spike Duplicate (MSD) Report

- No Matrix Spike (MS) or Matrix Spike Duplicate (MSD) Results are required to be reported.



CERTIFICATE OF ANALYSIS

Client : ERM HONG KONG
Contact : MS KAREN LUI
Address : 21/F, LINCOLN HOUSE, 979 KING'S ROAD,
 TAIKOO PLACE, ISLAND EAST,
 QUARRY BAY, HONG KONG
E-mail : Karen.Lui@erm.com
Telephone : +852 2271 3000
Facsimile : +852 2723 5660
Project : EM&A FOR THE PERMANENT AVIATION FUEL
 FACILITY
Order number : ----
C-O-C number : ----
Site : ----

Laboratory : ALS Technichem (HK) Pty Ltd
Contact : Wong Wai Man, Alice
Address : 11/F., Chung Shun Knitting Centre,
 1 - 3 Wing Yip Street,
 Kwai Chung, N.T., Hong Kong
E-mail : Alice.Wong@alsenviro.com
Telephone : +852 2610 1044
Facsimile : +852 2610 2021
Quote number : ----

Page : 1 of 5
Work Order : **HK0817247**

Date received : 21-OCT-2008

Date of issue : 24-OCT-2008

No. of samples - *Received* : 74
 - *Analysed* : 74

Report Comments

This report for ALS Technichem (HK) Pty Ltd work order reference HK0817247 supersedes any previous reports with this reference. The completion date of analysis is . Results apply to sample(s) as submitted. All pages of this report have been checked and approved for release. When date(s) and/or time(s) are shown bracketed, these have been assumed by the laboratory for process purposes. Abbreviations: CAS number = Chemical Abstract Services number. LOR = Limit of reporting.

Specific comments for Work Order HK0817247 : **Sample(s) were picked up from client by ALS Technichem (HK) staff in a chilled condition.**
Water sample(s) analysed and reported on an as received basis.

This report may not be reproduced except with prior written approval from ALS Technichem (HK) Pty Ltd.

This document has been electronically signed by those names that appear on this report and are the authorised signatories. Electronic signing has been carried out in compliance with procedures specified in the 'Electronic Transactions Ordinance' of Hona Kona. Chapter 553. Section 6.

<u>Signatory</u>	<u>Position</u>	<u>Authorised results for:-</u>
Fung Lim Chee, Richard	General Manager	Inorganics

ALS Laboratory Group

Trading Name: **ALS Technichem (HK) Pty Ltd**

11/F., Chung Shun Knitting Centre, 1-3 Wing Yip Street, Kwai Chung, N.T., Hong Kong
Tel: +852 2610 1044 Fax: +852 2610 2021 www.alsenviro.com

A Campbell Brothers Limited Company



Laboratory Duplicate (DUP) Report

Matrix: WATER				Laboratory Duplicate (DUP) Report				
Laboratory sample ID	Client sample ID	Method: Compound	CAS Number	LOR	Unit	Original Result	Duplicate Result	RPD (%)
EA/ED: Physical and Aggregate Properties (QC Lot: 793157)								
HK0817247-001	MP S ME	EA025: Suspended Solids (SS)	----	1	mg/L	4	4	0.0
HK0817247-013	MPB2 S ME	EA025: Suspended Solids (SS)	----	1	mg/L	5	6	0.0
EA/ED: Physical and Aggregate Properties (QC Lot: 793159)								
HK0817247-023	IMO1 B ME	EA025: Suspended Solids (SS)	----	1	mg/L	4	4	0.0
HK0817247-045	C2 (NM5) M ME	EA025: Suspended Solids (SS)	----	1	mg/L	4	4	0.0
EA/ED: Physical and Aggregate Properties (QC Lot: 793160)								
HK0817247-057	MPB1 M MF	EA025: Suspended Solids (SS)	----	1	mg/L	3	4	0.0
HK0817247-067	IMO1 S MF	EA025: Suspended Solids (SS)	----	1	mg/L	3	3	0.0
EA/ED: Physical and Aggregate Properties (QC Lot: 793161)								
HK0817247-077	IMO2 B MF	EA025: Suspended Solids (SS)	----	1	mg/L	5	6	22.4
HK0817247-099	C3 (NM6) M MF	EA025: Suspended Solids (SS)	----	1	mg/L	3	3	0.0

Method Blank (MB), Laboratory Control Spike (LCS) and Laboratory Control Spike Duplicate (DCS) Report

Matrix: WATER			Method Blank (MB) Report			Laboratory Control Spike (LCS) and Laboratory Control Spike Duplicate (DCS) Report					
Method: Compound	CAS Number	LOR	Unit	Result	Spike Concentration	Spike Recovery (%)		Recovery Limits (%)		RPDs (%)	
						LCS	DCS	Low	High	Value	Control Limit
EA/ED: Physical and Aggregate Properties (QCLot: 793157)											
EA025: Suspended Solids (SS)	----	2	mg/L	<2	20 mg/L	102	----	85	115	----	----
EA/ED: Physical and Aggregate Properties (QCLot: 793159)											
EA025: Suspended Solids (SS)	----	2	mg/L	<2	20 mg/L	93.0	----	85	115	----	----
EA/ED: Physical and Aggregate Properties (QCLot: 793160)											
EA025: Suspended Solids (SS)	----	2	mg/L	<2	20 mg/L	96.0	----	85	115	----	----
EA/ED: Physical and Aggregate Properties (QCLot: 793161)											
EA025: Suspended Solids (SS)	----	2	mg/L	<2	20 mg/L	104	----	85	115	----	----

Matrix Spike (MS) and Matrix Spike Duplicate (MSD) Report

- No Matrix Spike (MS) or Matrix Spike Duplicate (MSD) Results are required to be reported.



CERTIFICATE OF ANALYSIS

Client : ERM HONG KONG
Contact : MS KAREN LUI
Address : 21/F, LINCOLN HOUSE, 979 KING'S ROAD,
 TAIKOO PLACE, ISLAND EAST,
 QUARRY BAY, HONG KONG
E-mail : Karen.Lui@erm.com
Telephone : +852 2271 3000
Facsimile : +852 2723 5660
Project : EM&A FOR THE PERMANENT AVIATION FUEL
 FACILITY
Order number : ----
C-O-C number : ----
Site : ----

Laboratory : ALS Technichem (HK) Pty Ltd
Contact : Wong Wai Man, Alice
Address : 11/F., Chung Shun Knitting Centre,
 1 - 3 Wing Yip Street,
 Kwai Chung, N.T., Hong Kong
E-mail : Alice.Wong@alsenviro.com
Telephone : +852 2610 1044
Facsimile : +852 2610 2021
Quote number : ----

Page : 1 of 5
Work Order : **HK0817249**

Date received : 22-OCT-2008

Date of issue : 25-OCT-2008

No. of samples - *Received* : 74
 - *Analysed* : 74

Report Comments

This report for ALS Technichem (HK) Pty Ltd work order reference HK0817249 supersedes any previous reports with this reference. The completion date of analysis is . Results apply to sample(s) as submitted. All pages of this report have been checked and approved for release. When date(s) and/or time(s) are shown bracketed, these have been assumed by the laboratory for process purposes. Abbreviations: CAS number = Chemical Abstract Services number. LOR = Limit of reporting.

Specific comments for Work Order HK0817249 : **Sample(s) were picked up from client by ALS Technichem (HK) staff in a chilled condition.**
Water sample(s) analysed and reported on an as received basis.

This report may not be reproduced except with prior written approval from ALS Technichem (HK) Pty Ltd.

This document has been electronically signed by those names that appear on this report and are the authorised signatories. Electronic signing has been carried out in compliance with procedures specified in the 'Electronic Transactions Ordinance' of Hona Kona. Chapter 553. Section 6.

<i>Signatory</i>	<i>Position</i>	<i>Authorised results for:-</i>
Fung Lim Chee, Richard	General Manager	Inorganics

ALS Laboratory Group

Trading Name: **ALS Technichem (HK) Pty Ltd**

11/F., Chung Shun Knitting Centre, 1-3 Wing Yip Street, Kwai Chung, N.T., Hong Kong
Tel: +852 2610 1044 Fax: +852 2610 2021 www.alsenviro.com

A Campbell Brothers Limited Company



Laboratory Duplicate (DUP) Report

Matrix: WATER				Laboratory Duplicate (DUP) Report				
Laboratory sample ID	Client sample ID	Method: Compound	CAS Number	LOR	Unit	Original Result	Duplicate Result	RPD (%)
EA/ED: Physical and Aggregate Properties (QC Lot: 794522)								
HK0817249-001	MP S ME	EA025: Suspended Solids (SS)	----	1	mg/L	4	4	0.0
HK0817249-013	MPB2 S ME	EA025: Suspended Solids (SS)	----	1	mg/L	4	3	0.0
EA/ED: Physical and Aggregate Properties (QC Lot: 794523)								
HK0817249-023	IMO1 B ME	EA025: Suspended Solids (SS)	----	1	mg/L	4	4	0.0
HK0817249-045	C2 (NM5) M ME	EA025: Suspended Solids (SS)	----	1	mg/L	5	6	18.6
EA/ED: Physical and Aggregate Properties (QC Lot: 794524)								
HK0817249-058	MPB1 M DUP MF	EA025: Suspended Solids (SS)	----	1	mg/L	5	4	0.0
HK0817249-067	IMO1 S MF	EA025: Suspended Solids (SS)	----	1	mg/L	4	4	0.0
EA/ED: Physical and Aggregate Properties (QC Lot: 794525)								
HK0817249-077	IMO2 B MF	EA025: Suspended Solids (SS)	----	1	mg/L	3	3	0.0
HK0817249-099	C3 (NM6) M MF	EA025: Suspended Solids (SS)	----	1	mg/L	3	4	0.0

Method Blank (MB), Laboratory Control Spike (LCS) and Laboratory Control Spike Duplicate (DCS) Report

Matrix: WATER			Method Blank (MB) Report			Laboratory Control Spike (LCS) and Laboratory Control Spike Duplicate (DCS) Report					
Method: Compound	CAS Number	LOR	Unit	Result	Spike Concentration	Spike Recovery (%)		Recovery Limits (%)		RPDs (%)	
						LCS	DCS	Low	High	Value	Control Limit
EA/ED: Physical and Aggregate Properties (QCLot: 794522)											
EA025: Suspended Solids (SS)	----	2	mg/L	<2	20 mg/L	96.0	----	85	115	----	----
EA/ED: Physical and Aggregate Properties (QCLot: 794523)											
EA025: Suspended Solids (SS)	----	2	mg/L	<2	20 mg/L	88.0	----	85	115	----	----
EA/ED: Physical and Aggregate Properties (QCLot: 794524)											
EA025: Suspended Solids (SS)	----	2	mg/L	<2	20 mg/L	108	----	85	115	----	----
EA/ED: Physical and Aggregate Properties (QCLot: 794525)											
EA025: Suspended Solids (SS)	----	2	mg/L	<2	20 mg/L	100	----	85	115	----	----

Matrix Spike (MS) and Matrix Spike Duplicate (MSD) Report

- No Matrix Spike (MS) or Matrix Spike Duplicate (MSD) Results are required to be reported.



CERTIFICATE OF ANALYSIS

Client : ERM HONG KONG
Contact : MS KAREN LUI
Address : 21/F, LINCOLN HOUSE, 979 KING'S ROAD,
 TAIKOO PLACE, ISLAND EAST,
 QUARRY BAY, HONG KONG
E-mail : Karen.Lui@erm.com
Telephone : +852 2271 3000
Facsimile : +852 2723 5660
Project : EM&A FOR THE PERMANENT AVIATION FUEL
 FACILITY
Order number : ----
C-O-C number : ----
Site : ----

Laboratory : ALS Technichem (HK) Pty Ltd
Contact : Wong Wai Man, Alice
Address : 11/F., Chung Shun Knitting Centre,
 1 - 3 Wing Yip Street,
 Kwai Chung, N.T., Hong Kong
E-mail : Alice.Wong@alsenviro.com
Telephone : +852 2610 1044
Facsimile : +852 2610 2021
Quote number : ----

Page : 1 of 5
Work Order : **HK0818069**

Date received : 23-OCT-2008

Date of issue : 28-OCT-2008

No. of samples - *Received* : 74
 - *Analysed* : 74

Report Comments

This report for ALS Technichem (HK) Pty Ltd work order reference HK0818069 supersedes any previous reports with this reference. The completion date of analysis is . Results apply to sample(s) as submitted. All pages of this report have been checked and approved for release. When date(s) and/or time(s) are shown bracketed, these have been assumed by the laboratory for process purposes. Abbreviations: CAS number = Chemical Abstract Services number. LOR = Limit of reporting.

Specific comments for Work Order HK0818069 : **Sample(s) were picked up from client by ALS Technichem (HK) staff in a chilled condition.**
Water sample(s) analysed and reported on an as received basis.

This report may not be reproduced except with prior written approval from ALS Technichem (HK) Pty Ltd.

This document has been electronically signed by those names that appear on this report and are the authorised signatories. Electronic signing has been carried out in compliance with procedures specified in the 'Electronic Transactions Ordinance' of Hona Kona. Chapter 553. Section 6.

<i>Signatory</i>	<i>Position</i>	<i>Authorised results for:-</i>
Fung Lim Chee, Richard	General Manager	Inorganics

ALS Laboratory Group

Trading Name: **ALS Technichem (HK) Pty Ltd**

11/F., Chung Shun Knitting Centre, 1-3 Wing Yip Street, Kwai Chung, N.T., Hong Kong
Tel: +852 2610 1044 Fax: +852 2610 2021 www.alsenviro.com

A Campbell Brothers Limited Company



Laboratory Duplicate (DUP) Report

Matrix: WATER				Laboratory Duplicate (DUP) Report				
Laboratory sample ID	Client sample ID	Method: Compound	CAS Number	LOR	Unit	Original Result	Duplicate Result	RPD (%)
EA/ED: Physical and Aggregate Properties (QC Lot: 795969)								
HK0818069-001	MP S ME	EA025: Suspended Solids (SS)	----	1	mg/L	3	4	0.0
HK0818069-013	MPB2 S ME	EA025: Suspended Solids (SS)	----	1	mg/L	4	4	0.0
EA/ED: Physical and Aggregate Properties (QC Lot: 795970)								
HK0818069-023	IMO1 B ME	EA025: Suspended Solids (SS)	----	1	mg/L	6	5	0.0
HK0818069-046	C2 (NM5) M DUP ME	EA025: Suspended Solids (SS)	----	1	mg/L	5	4	0.0
EA/ED: Physical and Aggregate Properties (QC Lot: 795971)								
HK0818069-058	MPB1 M DUP MF	EA025: Suspended Solids (SS)	----	1	mg/L	4	4	0.0
HK0818069-067	IMO1 S MF	EA025: Suspended Solids (SS)	----	1	mg/L	4	5	22.5
EA/ED: Physical and Aggregate Properties (QC Lot: 795972)								
HK0818069-077	IMO2 B MF	EA025: Suspended Solids (SS)	----	1	mg/L	5	5	0.0
HK0818069-099	C3 (NM6) M MF	EA025: Suspended Solids (SS)	----	1	mg/L	5	6	0.0

Method Blank (MB), Laboratory Control Spike (LCS) and Laboratory Control Spike Duplicate (DCS) Report

Matrix: WATER			Method Blank (MB) Report			Laboratory Control Spike (LCS) and Laboratory Control Spike Duplicate (DCS) Report					
Method: Compound	CAS Number	LOR	Unit	Result	Spike Concentration	Spike Recovery (%)		Recovery Limits (%)		RPDs (%)	
						LCS	DCS	Low	High	Value	Control Limit
EA/ED: Physical and Aggregate Properties (QCLot: 795969)											
EA025: Suspended Solids (SS)	----	2	mg/L	<2	20 mg/L	97.0	----	85	115	----	----
EA/ED: Physical and Aggregate Properties (QCLot: 795970)											
EA025: Suspended Solids (SS)	----	2	mg/L	<2	20 mg/L	96.5	----	85	115	----	----
EA/ED: Physical and Aggregate Properties (QCLot: 795971)											
EA025: Suspended Solids (SS)	----	2	mg/L	<2	20 mg/L	99.5	----	85	115	----	----
EA/ED: Physical and Aggregate Properties (QCLot: 795972)											
EA025: Suspended Solids (SS)	----	2	mg/L	<2	20 mg/L	100	----	85	115	----	----

Matrix Spike (MS) and Matrix Spike Duplicate (MSD) Report

- No Matrix Spike (MS) or Matrix Spike Duplicate (MSD) Results are required to be reported.



CERTIFICATE OF ANALYSIS

Client : ERM HONG KONG
Contact : MS KAREN LUI
Address : 21/F, LINCOLN HOUSE, 979 KING'S ROAD,
TAIKOO PLACE, ISLAND EAST,
QUARRY BAY, HONG KONG
E-mail : Karen.Lui@erm.com
Telephone : +852 2271 3000
Facsimile : +852 2723 5660
Project : EM&A FOR THE PERMANENT AVIATION FUEL
FACILITY
Order number : ----
C-O-C number : ----
Site : ----

Laboratory : ALS Technichem (HK) Pty Ltd
Contact : Wong Wai Man, Alice
Address : 11/F., Chung Shun Knitting Centre,
1 - 3 Wing Yip Street,
Kwai Chung, N.T., Hong Kong
E-mail : Alice.Wong@alsenviro.com
Telephone : +852 2610 1044
Facsimile : +852 2610 2021
Quote number : ----

Page : 1 of 5
Work Order : **HK0818070**

Date received : 24-OCT-2008

Date of issue : 29-OCT-2008

No. of samples - *Received* : 74
- *Analysed* : 74

Report Comments

This report for ALS Technichem (HK) Pty Ltd work order reference HK0818070 supersedes any previous reports with this reference. The completion date of analysis is . Results apply to sample(s) as submitted. All pages of this report have been checked and approved for release. When date(s) and/or time(s) are shown bracketed, these have been assumed by the laboratory for process purposes. Abbreviations: CAS number = Chemical Abstract Services number. LOR = Limit of reporting.

Specific comments for Work Order HK0818070 : **Sample(s) were picked up from client by ALS Technichem (HK) staff in a chilled condition.**
Water sample(s) analysed and reported on an as received basis.

This report may not be reproduced except with prior written approval from ALS Technichem (HK) Pty Ltd.

This document has been electronically signed by those names that appear on this report and are the authorised signatories. Electronic signing has been carried out in compliance with procedures specified in the 'Electronic Transactions Ordinance' of Hona Kona. Chapter 553. Section 6.

<i>Signatory</i>	<i>Position</i>	<i>Authorised results for:-</i>
Fung Lim Chee, Richard	General Manager	Inorganics

ALS Laboratory Group

Trading Name: **ALS Technichem (HK) Pty Ltd**

11/F., Chung Shun Knitting Centre, 1-3 Wing Yip Street, Kwai Chung, N.T., Hong Kong
Tel: +852 2610 1044 Fax: +852 2610 2021 www.alsenviro.com

A Campbell Brothers Limited Company



Laboratory Duplicate (DUP) Report

Matrix: WATER				Laboratory Duplicate (DUP) Report				
Laboratory sample ID	Client sample ID	Method: Compound	CAS Number	LOR	Unit	Original Result	Duplicate Result	RPD (%)
EA/ED: Physical and Aggregate Properties (QC Lot: 796433)								
HK0818070-001	MP S ME	EA025: Suspended Solids (SS)	----	1	mg/L	6	6	0.0
HK0818070-013	MPB2 S ME	EA025: Suspended Solids (SS)	----	1	mg/L	6	6	0.0
EA/ED: Physical and Aggregate Properties (QC Lot: 796434)								
HK0818070-023	IMO1 B ME	EA025: Suspended Solids (SS)	----	1	mg/L	4	4	0.0
HK0818070-045	C2 (NM5) M ME	EA025: Suspended Solids (SS)	----	1	mg/L	4	4	0.0
EA/ED: Physical and Aggregate Properties (QC Lot: 796435)								
HK0818070-057	MPB1 M MF	EA025: Suspended Solids (SS)	----	1	mg/L	4	5	21.4
HK0818070-067	IMO1 S MF	EA025: Suspended Solids (SS)	----	1	mg/L	4	4	0.0
EA/ED: Physical and Aggregate Properties (QC Lot: 796436)								
HK0818070-102	C3 (NM6) B DUP MF	EA025: Suspended Solids (SS)	----	1	mg/L	6	6	0.0
HK0818070-099	C3 (NM6) M MF	EA025: Suspended Solids (SS)	----	1	mg/L	5	6	0.0

Method Blank (MB), Laboratory Control Spike (LCS) and Laboratory Control Spike Duplicate (DCS) Report

Matrix: WATER			Method Blank (MB) Report			Laboratory Control Spike (LCS) and Laboratory Control Spike Duplicate (DCS) Report					
Method: Compound	CAS Number	LOR	Unit	Result	Spike Concentration	Spike Recovery (%)		Recovery Limits (%)		RPDs (%)	
						LCS	DCS	Low	High	Value	Control Limit
EA/ED: Physical and Aggregate Properties (QCLot: 796433)											
EA025: Suspended Solids (SS)	----	2	mg/L	<2	20 mg/L	98.5	----	85	115	----	----
EA/ED: Physical and Aggregate Properties (QCLot: 796434)											
EA025: Suspended Solids (SS)	----	2	mg/L	<2	20 mg/L	105	----	85	115	----	----
EA/ED: Physical and Aggregate Properties (QCLot: 796435)											
EA025: Suspended Solids (SS)	----	2	mg/L	<2	20 mg/L	108	----	85	115	----	----
EA/ED: Physical and Aggregate Properties (QCLot: 796436)											
EA025: Suspended Solids (SS)	----	2	mg/L	<2	20 mg/L	104	----	85	115	----	----

Matrix Spike (MS) and Matrix Spike Duplicate (MSD) Report

- No Matrix Spike (MS) or Matrix Spike Duplicate (MSD) Results are required to be reported.



CERTIFICATE OF ANALYSIS

Client : ERM HONG KONG
Contact : MS KAREN LUI
Address : 21/F, LINCOLN HOUSE, 979 KING'S ROAD,
 TAIKOO PLACE, ISLAND EAST,
 QUARRY BAY, HONG KONG
E-mail : Karen.Lui@erm.com
Telephone : +852 2271 3000
Facsimile : +852 2723 5660
Project : EM&A FOR THE PERMANENT AVIATION FUEL
 FACILITY
Order number : ----
C-O-C number : ----
Site : ----

Laboratory : ALS Technichem (HK) Pty Ltd
Contact : Wong Wai Man, Alice
Address : 11/F., Chung Shun Knitting Centre,
 1 - 3 Wing Yip Street,
 Kwai Chung, N.T., Hong Kong
E-mail : Alice.Wong@alsenviro.com
Telephone : +852 2610 1044
Facsimile : +852 2610 2021
Quote number : ----

Page : 1 of 5
Work Order : **HK0818072**

Date received : 25-OCT-2008

Date of issue : 29-OCT-2008

No. of samples - *Received* : 74
 - *Analysed* : 74

Report Comments

This report for ALS Technichem (HK) Pty Ltd work order reference HK0818072 supersedes any previous reports with this reference. The completion date of analysis is . Results apply to sample(s) as submitted. All pages of this report have been checked and approved for release. When date(s) and/or time(s) are shown bracketed, these have been assumed by the laboratory for process purposes. Abbreviations: CAS number = Chemical Abstract Services number. LOR = Limit of reporting.

Specific comments for Work Order HK0818072 : **Sample(s) were picked up from client by ALS Technichem (HK) staff in a chilled condition.**
Water sample(s) analysed and reported on an as received basis.

This report may not be reproduced except with prior written approval from ALS Technichem (HK) Pty Ltd.

This document has been electronically signed by those names that appear on this report and are the authorised signatories. Electronic signing has been carried out in compliance with procedures specified in the 'Electronic Transactions Ordinance' of Hona Kona. Chapter 553. Section 6.

<i>Signatory</i>	<i>Position</i>	<i>Authorised results for:-</i>
Fung Lim Chee, Richard	General Manager	Inorganics

ALS Laboratory Group

Trading Name: **ALS Technichem (HK) Pty Ltd**

11/F., Chung Shun Knitting Centre, 1-3 Wing Yip Street, Kwai Chung, N.T., Hong Kong
Tel: +852 2610 1044 Fax: +852 2610 2021 www.alsenviro.com

A Campbell Brothers Limited Company



Laboratory Duplicate (DUP) Report

Matrix: WATER				Laboratory Duplicate (DUP) Report				
Laboratory sample ID	Client sample ID	Method: Compound	CAS Number	LOR	Unit	Original Result	Duplicate Result	RPD (%)
EA/ED: Physical and Aggregate Properties (QC Lot: 796491)								
HK0818072-001	MP S ME	EA025: Suspended Solids (SS)	----	1	mg/L	5	4	0.0
HK0818072-013	MPB2 S ME	EA025: Suspended Solids (SS)	----	1	mg/L	5	5	0.0
EA/ED: Physical and Aggregate Properties (QC Lot: 796492)								
HK0818072-023	IMO1 B ME	EA025: Suspended Solids (SS)	----	1	mg/L	5	4	0.0
HK0818072-045	C2 (NM5) M ME	EA025: Suspended Solids (SS)	----	1	mg/L	4	4	0.0
EA/ED: Physical and Aggregate Properties (QC Lot: 796493)								
HK0818072-057	MPB1 M MF	EA025: Suspended Solids (SS)	----	1	mg/L	4	5	0.0
HK0818072-069	IMO1 M MF	EA025: Suspended Solids (SS)	----	1	mg/L	4	5	0.0
EA/ED: Physical and Aggregate Properties (QC Lot: 796494)								
HK0818072-077	IMO2 B MF	EA025: Suspended Solids (SS)	----	1	mg/L	4	5	0.0
HK0818072-099	C3 (NM6) M MF	EA025: Suspended Solids (SS)	----	1	mg/L	6	6	0.0

Method Blank (MB), Laboratory Control Spike (LCS) and Laboratory Control Spike Duplicate (DCS) Report

Matrix: WATER			Method Blank (MB) Report			Laboratory Control Spike (LCS) and Laboratory Control Spike Duplicate (DCS) Report					
Method: Compound	CAS Number	LOR	Unit	Result	Spike Concentration	Spike Recovery (%)		Recovery Limits (%)		RPDs (%)	
						LCS	DCS	Low	High	Value	Control Limit
EA/ED: Physical and Aggregate Properties (QCLot: 796491)											
EA025: Suspended Solids (SS)	----	2	mg/L	<2	20 mg/L	91.5	----	85	115	----	----
EA/ED: Physical and Aggregate Properties (QCLot: 796492)											
EA025: Suspended Solids (SS)	----	2	mg/L	<2	20 mg/L	97.0	----	85	115	----	----
EA/ED: Physical and Aggregate Properties (QCLot: 796493)											
EA025: Suspended Solids (SS)	----	2	mg/L	<2	20 mg/L	102	----	85	115	----	----
EA/ED: Physical and Aggregate Properties (QCLot: 796494)											
EA025: Suspended Solids (SS)	----	2	mg/L	<2	20 mg/L	94.5	----	85	115	----	----

Matrix Spike (MS) and Matrix Spike Duplicate (MSD) Report

- No Matrix Spike (MS) or Matrix Spike Duplicate (MSD) Results are required to be reported.



CERTIFICATE OF ANALYSIS

Client : ERM HONG KONG
Contact : MS KAREN LUI
Address : 21/F, LINCOLN HOUSE, 979 KING'S ROAD,
TAIKOO PLACE, ISLAND EAST,
QUARRY BAY, HONG KONG
E-mail : Karen.Lui@erm.com
Telephone : +852 2271 3000
Facsimile : +852 2723 5660
Project : EM&A FOR THE PERMANENT AVIATION FUEL
FACILITY
Order number : ----
C-O-C number : ----
Site : ----

Laboratory : ALS Technichem (HK) Pty Ltd
Contact : Wong Wai Man, Alice
Address : 11/F., Chung Shun Knitting Centre,
1 - 3 Wing Yip Street,
Kwai Chung, N.T., Hong Kong
E-mail : Alice.Wong@alsenviro.com
Telephone : +852 2610 1044
Facsimile : +852 2610 2021
Quote number : ----

Page : 1 of 5
Work Order : **HK0818073**

Date received : 26-OCT-2008

Date of issue : 29-OCT-2008

No. of samples - *Received* : 74
- *Analysed* : 74

Report Comments

This report for ALS Technichem (HK) Pty Ltd work order reference HK0818073 supersedes any previous reports with this reference. The completion date of analysis is . Results apply to sample(s) as submitted. All pages of this report have been checked and approved for release. When date(s) and/or time(s) are shown bracketed, these have been assumed by the laboratory for process purposes. Abbreviations: CAS number = Chemical Abstract Services number. LOR = Limit of reporting.

Specific comments for Work Order HK0818073 : **Sample(s) were picked up from client by ALS Technichem (HK) staff in a chilled condition.**
Water sample(s) analysed and reported on an as received basis.

This report may not be reproduced except with prior written approval from ALS Technichem (HK) Pty Ltd.

This document has been electronically signed by those names that appear on this report and are the authorised signatories. Electronic signing has been carried out in compliance with procedures specified in the 'Electronic Transactions Ordinance' of Hona Kona. Chapter 553. Section 6.

<i>Signatory</i>	<i>Position</i>	<i>Authorised results for:-</i>
Fung Lim Chee, Richard	General Manager	Inorganics

ALS Laboratory Group

Trading Name: **ALS Technichem (HK) Pty Ltd**

11/F., Chung Shun Knitting Centre, 1-3 Wing Yip Street, Kwai Chung, N.T., Hong Kong
Tel: +852 2610 1044 Fax: +852 2610 2021 www.alsenviro.com

A Campbell Brothers Limited Company



Laboratory Duplicate (DUP) Report

Matrix: WATER				Laboratory Duplicate (DUP) Report				
Laboratory sample ID	Client sample ID	Method: Compound	CAS Number	LOR	Unit	Original Result	Duplicate Result	RPD (%)
EA/ED: Physical and Aggregate Properties (QC Lot: 797236)								
HK0818073-001	MP S ME	EA025: Suspended Solids (SS)	----	1	mg/L	5	5	0.0
HK0818073-013	MPB2 S ME	EA025: Suspended Solids (SS)	----	1	mg/L	6	7	0.0
EA/ED: Physical and Aggregate Properties (QC Lot: 797237)								
HK0818073-023	IMO1 B ME	EA025: Suspended Solids (SS)	----	1	mg/L	8	6	22.7
HK0818073-045	C2 (NM5) M ME	EA025: Suspended Solids (SS)	----	1	mg/L	6	6	0.0
EA/ED: Physical and Aggregate Properties (QC Lot: 797238)								
HK0818073-057	MPB1 M MF	EA025: Suspended Solids (SS)	----	1	mg/L	5	5	0.0
HK0818073-067	IMO1 S MF	EA025: Suspended Solids (SS)	----	1	mg/L	6	5	0.0
EA/ED: Physical and Aggregate Properties (QC Lot: 797239)								
HK0818073-077	IMO2 B MF	EA025: Suspended Solids (SS)	----	1	mg/L	5	5	0.0
HK0818073-099	C3 (NM6) M MF	EA025: Suspended Solids (SS)	----	1	mg/L	6	7	18.5

Method Blank (MB), Laboratory Control Spike (LCS) and Laboratory Control Spike Duplicate (DCS) Report

Matrix: WATER			Method Blank (MB) Report			Laboratory Control Spike (LCS) and Laboratory Control Spike Duplicate (DCS) Report					
Method: Compound	CAS Number	LOR	Unit	Result	Spike Concentration	Spike Recovery (%)		Recovery Limits (%)		RPDs (%)	
						LCS	DCS	Low	High	Value	Control Limit
EA/ED: Physical and Aggregate Properties (QCLot: 797236)											
EA025: Suspended Solids (SS)	----	2	mg/L	<2	20 mg/L	99.5	----	85	115	----	----
EA/ED: Physical and Aggregate Properties (QCLot: 797237)											
EA025: Suspended Solids (SS)	----	2	mg/L	<2	20 mg/L	99.5	----	85	115	----	----
EA/ED: Physical and Aggregate Properties (QCLot: 797238)											
EA025: Suspended Solids (SS)	----	2	mg/L	<2	20 mg/L	96.5	----	85	115	----	----
EA/ED: Physical and Aggregate Properties (QCLot: 797239)											
EA025: Suspended Solids (SS)	----	2	mg/L	<2	20 mg/L	107	----	85	115	----	----

Matrix Spike (MS) and Matrix Spike Duplicate (MSD) Report

- No Matrix Spike (MS) or Matrix Spike Duplicate (MSD) Results are required to be reported.



CERTIFICATE OF ANALYSIS

<i>Client</i>	: ERM HONG KONG	<i>Laboratory</i>	: ALS Technichem (HK) Pty Ltd	<i>Page</i>	: 1 of 5
<i>Contact</i>	: MS KAREN LUI	<i>Contact</i>	: Wong Wai Man, Alice	<i>Work Order</i>	: HK0818074
<i>Address</i>	: 21/F, LINCOLN HOUSE, 979 KING'S ROAD, TAIKOO PLACE, ISLAND EAST, QUARRY BAY, HONG KONG	<i>Address</i>	: 11/F., Chung Shun Knitting Centre, 1 - 3 Wing Yip Street, Kwai Chung, N.T., Hong Kong		
<i>E-mail</i>	: Karen.Lui@erm.com	<i>E-mail</i>	: Alice.Wong@alsenviro.com		
<i>Telephone</i>	: +852 2271 3000	<i>Telephone</i>	: +852 2610 1044		
<i>Facsimile</i>	: +852 2723 5660	<i>Facsimile</i>	: +852 2610 2021		
<i>Project</i>	: EM&A FOR THE PERMANENT AVIATION FUEL FACILITY	<i>Quote number</i>	: ---	<i>Date received</i>	: 27-OCT-2008
<i>Order number</i>	: ---			<i>Date of issue</i>	: 30-OCT-2008
<i>C-O-C number</i>	: ---			<i>No. of samples</i>	- <i>Received</i> : 74
<i>Site</i>	: ---				- <i>Analysed</i> : 74

Report Comments

This report for ALS Technichem (HK) Pty Ltd work order reference HK0818074 supersedes any previous reports with this reference. The completion date of analysis is . Results apply to sample(s) as submitted. All pages of this report have been checked and approved for release. When date(s) and/or time(s) are shown bracketed, these have been assumed by the laboratory for process purposes. Abbreviations: CAS number = Chemical Abstract Services number. LOR = Limit of reporting.

Specific comments for Work Order HK0818074 : **Sample(s) were picked up from client by ALS Technichem (HK) staff in a chilled condition.
Water sample(s) analysed and reported on an as received basis.**

This report may not be reproduced except with prior written approval from ALS Technichem (HK) Pty Ltd.

This document has been electronically signed by those names that appear on this report and are the authorised signatories. Electronic signing has been carried out in compliance with procedures specified in the 'Electronic Transactions Ordinance' of Hona Kona. Chapter 553. Section 6.

<i>Signatory</i>	<i>Position</i>	<i>Authorised results for:-</i>
Fung Lim Chee, Richard	General Manager	Inorganics

ALS Laboratory Group

Trading Name: **ALS Technichem (HK) Pty Ltd**

11/F., Chung Shun Knitting Centre, 1-3 Wing Yip Street, Kwai Chung, N.T., Hong Kong
Tel: +852 2610 1044 Fax: +852 2610 2021 www.alsenviro.com

A Campbell Brothers Limited Company



Laboratory Duplicate (DUP) Report

Matrix: WATER				Laboratory Duplicate (DUP) Report				
Laboratory sample ID	Client sample ID	Method: Compound	CAS Number	LOR	Unit	Original Result	Duplicate Result	RPD (%)
EA/ED: Physical and Aggregate Properties (QC Lot: 798338)								
HK0818074-001	MP S ME	EA025: Suspended Solids (SS)	----	1	mg/L	5	5	0.0
HK0818074-013	MPB2 S ME	EA025: Suspended Solids (SS)	----	1	mg/L	7	8	0.0
EA/ED: Physical and Aggregate Properties (QC Lot: 798340)								
HK0818074-023	IMO1 B ME	EA025: Suspended Solids (SS)	----	1	mg/L	5	6	0.0
HK0818074-045	C2 (NM5) M ME	EA025: Suspended Solids (SS)	----	1	mg/L	6	6	0.0
EA/ED: Physical and Aggregate Properties (QC Lot: 798341)								
HK0818074-058	MPB1 M DUP MF	EA025: Suspended Solids (SS)	----	1	mg/L	4	4	0.0
HK0818074-067	IMO1 S MF	EA025: Suspended Solids (SS)	----	1	mg/L	7	7	0.0
EA/ED: Physical and Aggregate Properties (QC Lot: 798342)								
HK0818074-078	IMO2 B DUP MF	EA025: Suspended Solids (SS)	----	1	mg/L	6	6	0.0
HK0818074-099	C3 (NM6) M MF	EA025: Suspended Solids (SS)	----	1	mg/L	6	6	0.0

Method Blank (MB), Laboratory Control Spike (LCS) and Laboratory Control Spike Duplicate (DCS) Report

Matrix: WATER			Method Blank (MB) Report			Laboratory Control Spike (LCS) and Laboratory Control Spike Duplicate (DCS) Report					
Method: Compound	CAS Number	LOR	Unit	Result	Spike Concentration	Spike Recovery (%)		Recovery Limits (%)		RPDs (%)	
						LCS	DCS	Low	High	Value	Control Limit
EA/ED: Physical and Aggregate Properties (QCLot: 798338)											
EA025: Suspended Solids (SS)	----	2	mg/L	<2	20 mg/L	104	----	85	115	----	----
EA/ED: Physical and Aggregate Properties (QCLot: 798340)											
EA025: Suspended Solids (SS)	----	2	mg/L	<2	20 mg/L	110	----	85	115	----	----
EA/ED: Physical and Aggregate Properties (QCLot: 798341)											
EA025: Suspended Solids (SS)	----	2	mg/L	<2	20 mg/L	89.0	----	85	115	----	----
EA/ED: Physical and Aggregate Properties (QCLot: 798342)											
EA025: Suspended Solids (SS)	----	2	mg/L	<2	20 mg/L	104	----	85	115	----	----

Matrix Spike (MS) and Matrix Spike Duplicate (MSD) Report

- No Matrix Spike (MS) or Matrix Spike Duplicate (MSD) Results are required to be reported.



CERTIFICATE OF ANALYSIS

Client : ERM HONG KONG
Contact : MS KAREN LUI
Address : 21/F, LINCOLN HOUSE, 979 KING'S ROAD,
TAIKOO PLACE, ISLAND EAST,
QUARRY BAY, HONG KONG
E-mail : Karen.Lui@erm.com
Telephone : +852 2271 3000
Facsimile : +852 2723 5660
Project : EM&A FOR THE PERMANENT AVIATION FUEL
FACILITY
Order number : ----
C-O-C number : ----
Site : ----

Laboratory : ALS Technichem (HK) Pty Ltd
Contact : Wong Wai Man, Alice
Address : 11/F., Chung Shun Knitting Centre,
1 - 3 Wing Yip Street,
Kwai Chung, N.T., Hong Kong
E-mail : Alice.Wong@alsenviro.com
Telephone : +852 2610 1044
Facsimile : +852 2610 2021
Quote number : ----

Page : 1 of 5
Work Order : **HK0818075**

Date received : 28-OCT-2008

Date of issue : 31-OCT-2008

No. of samples - *Received* : 74
- *Analysed* : 74

Report Comments

This report for ALS Technichem (HK) Pty Ltd work order reference HK0818075 supersedes any previous reports with this reference. The completion date of analysis is . Results apply to sample(s) as submitted. All pages of this report have been checked and approved for release. When date(s) and/or time(s) are shown bracketed, these have been assumed by the laboratory for process purposes. Abbreviations: CAS number = Chemical Abstract Services number. LOR = Limit of reporting.

Specific comments for Work Order HK0818075 : **Sample(s) were picked up from client by ALS Technichem (HK) staff in a chilled condition.**
Water sample(s) analysed and reported on an as received basis.

This report may not be reproduced except with prior written approval from ALS Technichem (HK) Pty Ltd.

This document has been electronically signed by those names that appear on this report and are the authorised signatories. Electronic signing has been carried out in compliance with procedures specified in the 'Electronic Transactions Ordinance' of Hona Kona. Chapter 553. Section 6.

<i>Signatory</i>	<i>Position</i>	<i>Authorised results for:-</i>
Fung Lim Chee, Richard	General Manager	Inorganics

ALS Laboratory Group

Trading Name: **ALS Technichem (HK) Pty Ltd**

11/F., Chung Shun Knitting Centre, 1-3 Wing Yip Street, Kwai Chung, N.T., Hong Kong
Tel: +852 2610 1044 Fax: +852 2610 2021 www.alsenviro.com

A Campbell Brothers Limited Company



Laboratory Duplicate (DUP) Report

Matrix: WATER				Laboratory Duplicate (DUP) Report				
Laboratory sample ID	Client sample ID	Method: Compound	CAS Number	LOR	Unit	Original Result	Duplicate Result	RPD (%)
EA/ED: Physical and Aggregate Properties (QC Lot: 798930)								
HK0818075-001	MP S ME	EA025: Suspended Solids (SS)	----	1	mg/L	9	9	0.0
HK0818075-013	MPB2 S ME	EA025: Suspended Solids (SS)	----	1	mg/L	9	8	0.0
EA/ED: Physical and Aggregate Properties (QC Lot: 798931)								
HK0818075-023	IMO1 B ME	EA025: Suspended Solids (SS)	----	1	mg/L	7	7	0.0
HK0818075-045	C2 (NM5) M ME	EA025: Suspended Solids (SS)	----	1	mg/L	6	7	0.0
EA/ED: Physical and Aggregate Properties (QC Lot: 798932)								
HK0818075-057	MPB1 M MF	EA025: Suspended Solids (SS)	----	1	mg/L	9	8	0.0
HK0818075-067	IMO1 S MF	EA025: Suspended Solids (SS)	----	1	mg/L	10	9	0.0
EA/ED: Physical and Aggregate Properties (QC Lot: 798933)								
HK0818075-077	IMO2 B MF	EA025: Suspended Solids (SS)	----	1	mg/L	8	8	0.0
HK0818075-099	C3 (NM6) M MF	EA025: Suspended Solids (SS)	----	1	mg/L	9	9	0.0

Method Blank (MB), Laboratory Control Spike (LCS) and Laboratory Control Spike Duplicate (DCS) Report

Matrix: WATER			Method Blank (MB) Report			Laboratory Control Spike (LCS) and Laboratory Control Spike Duplicate (DCS) Report					
Method: Compound	CAS Number	LOR	Unit	Result	Spike Concentration	Spike Recovery (%)		Recovery Limits (%)		RPDs (%)	
						LCS	DCS	Low	High	Value	Control Limit
EA/ED: Physical and Aggregate Properties (QCLot: 798930)											
EA025: Suspended Solids (SS)	----	2	mg/L	<2	20 mg/L	102	----	85	115	----	----
EA/ED: Physical and Aggregate Properties (QCLot: 798931)											
EA025: Suspended Solids (SS)	----	2	mg/L	<2	20 mg/L	103	----	85	115	----	----
EA/ED: Physical and Aggregate Properties (QCLot: 798932)											
EA025: Suspended Solids (SS)	----	2	mg/L	<2	20 mg/L	100	----	85	115	----	----
EA/ED: Physical and Aggregate Properties (QCLot: 798933)											
EA025: Suspended Solids (SS)	----	2	mg/L	<2	20 mg/L	102	----	85	115	----	----

Matrix Spike (MS) and Matrix Spike Duplicate (MSD) Report

- No Matrix Spike (MS) or Matrix Spike Duplicate (MSD) Results are required to be reported.



CERTIFICATE OF ANALYSIS

Client : ERM HONG KONG
Contact : MS KAREN LUI
Address : 21/F, LINCOLN HOUSE, 979 KING'S ROAD,
TAIKOO PLACE, ISLAND EAST,
QUARRY BAY, HONG KONG
E-mail : Karen.Lui@erm.com
Telephone : +852 2271 3000
Facsimile : +852 2723 5660
Project : EM&A FOR THE PERMANENT AVIATION FUEL
FACILITY
Order number : ----
C-O-C number : ----
Site : ----

Laboratory : ALS Technichem (HK) Pty Ltd
Contact : Wong Wai Man, Alice
Address : 11/F., Chung Shun Knitting Centre,
1 - 3 Wing Yip Street,
Kwai Chung, N.T., Hong Kong
E-mail : Alice.Wong@alsenviro.com
Telephone : +852 2610 1044
Facsimile : +852 2610 2021
Quote number : ----

Page : 1 of 5
Work Order : **HK0818076**

Date received : 29-OCT-2008

Date of issue : 03-NOV-2008

No. of samples - *Received* : 74
- *Analysed* : 74

Report Comments

This report for ALS Technichem (HK) Pty Ltd work order reference HK0818076 supersedes any previous reports with this reference. The completion date of analysis is . Results apply to sample(s) as submitted. All pages of this report have been checked and approved for release. When date(s) and/or time(s) are shown bracketed, these have been assumed by the laboratory for process purposes. Abbreviations: CAS number = Chemical Abstract Services number. LOR = Limit of reporting.

Specific comments for Work Order HK0818076 : **Sample(s) were picked up from client by ALS Technichem (HK) staff in a chilled condition.**
Water sample(s) analysed and reported on an as received basis.

This report may not be reproduced except with prior written approval from ALS Technichem (HK) Pty Ltd.

This document has been electronically signed by those names that appear on this report and are the authorised signatories. Electronic signing has been carried out in compliance with procedures specified in the 'Electronic Transactions Ordinance' of Hona Kona. Chapter 553. Section 6.

<i>Signatory</i>	<i>Position</i>	<i>Authorised results for:-</i>
Fung Lim Chee, Richard	General Manager	Inorganics

ALS Laboratory Group

Trading Name: **ALS Technichem (HK) Pty Ltd**

11/F., Chung Shun Knitting Centre, 1-3 Wing Yip Street, Kwai Chung, N.T., Hong Kong
Tel: +852 2610 1044 Fax: +852 2610 2021 www.alsenviro.com

A Campbell Brothers Limited Company



Laboratory Duplicate (DUP) Report

Matrix: WATER				Laboratory Duplicate (DUP) Report				
Laboratory sample ID	Client sample ID	Method: Compound	CAS Number	LOR	Unit	Original Result	Duplicate Result	RPD (%)
EA/ED: Physical and Aggregate Properties (QC Lot: 800145)								
HK0818076-001	MP S ME	EA025: Suspended Solids (SS)	----	1	mg/L	6	7	18.3
HK0818076-013	MPB2 S ME	EA025: Suspended Solids (SS)	----	1	mg/L	6	5	0.0
EA/ED: Physical and Aggregate Properties (QC Lot: 800146)								
HK0818076-023	IMO1 B ME	EA025: Suspended Solids (SS)	----	1	mg/L	8	8	0.0
HK0818076-045	C2 (NM5) M ME	EA025: Suspended Solids (SS)	----	1	mg/L	6	6	0.0
EA/ED: Physical and Aggregate Properties (QC Lot: 800147)								
HK0818076-057	MPB1 M MF	EA025: Suspended Solids (SS)	----	1	mg/L	6	6	0.0
HK0818076-067	IMO1 S MF	EA025: Suspended Solids (SS)	----	1	mg/L	5	6	0.0
EA/ED: Physical and Aggregate Properties (QC Lot: 800148)								
HK0818076-077	IMO2 B MF	EA025: Suspended Solids (SS)	----	1	mg/L	8	7	0.0
HK0818076-099	C3 (NM6) M MF	EA025: Suspended Solids (SS)	----	1	mg/L	6	6	0.0

Method Blank (MB), Laboratory Control Spike (LCS) and Laboratory Control Spike Duplicate (DCS) Report

Matrix: WATER			Method Blank (MB) Report			Laboratory Control Spike (LCS) and Laboratory Control Spike Duplicate (DCS) Report					
Method: Compound	CAS Number	LOR	Unit	Result	Spike Concentration	Spike Recovery (%)		Recovery Limits (%)		RPDs (%)	
						LCS	DCS	Low	High	Value	Control Limit
EA/ED: Physical and Aggregate Properties (QCLot: 800145)											
EA025: Suspended Solids (SS)	----	2	mg/L	<2	20 mg/L	99.5	----	85	115	----	----
EA/ED: Physical and Aggregate Properties (QCLot: 800146)											
EA025: Suspended Solids (SS)	----	2	mg/L	<2	20 mg/L	106	----	85	115	----	----
EA/ED: Physical and Aggregate Properties (QCLot: 800147)											
EA025: Suspended Solids (SS)	----	2	mg/L	<2	20 mg/L	96.5	----	85	115	----	----
EA/ED: Physical and Aggregate Properties (QCLot: 800148)											
EA025: Suspended Solids (SS)	----	2	mg/L	<2	20 mg/L	102	----	85	115	----	----

Matrix Spike (MS) and Matrix Spike Duplicate (MSD) Report

- No Matrix Spike (MS) or Matrix Spike Duplicate (MSD) Results are required to be reported.

Sampling Date	01/10/2008
Weather & Ambient Temperature	Sunny, 30C

Station	C2 (NM5)								
Time (hh:mm)	14:57-14:58								
Water Depth (m)	18.8								
Monitoring Depth (m)	1.0		9.4		17.8				
Trial	Trial 1	Trial 2	Trial 1	Trial 2	Trial 1	Trial 2	Depth-averaged	Bottom	
Water Temperature (°C)	27.6	27.6	27.5	27.4	27.3	27.4	27.48	-	
Salinity (ppt)	28.9	29.0	30.6	30.9	31.7	31.5	30.43	-	
pH	7.1	7.1	7.1	7.1	7.1	7.1	7.13	-	
D.O. Saturation (%)	82.3	83.2	78.5	80.7	81.0	82.5	81.37	-	
D.O. (mg/L)	5.5	5.6	5.2	5.4	5.4	5.5	5.43	5.43	
Turbidity (NTU)	3.9	4.0	5.2	4.8	5.7	5.5	4.85	-	
SS (mg/L)	5.0	4.0	6.0	6.0	4.0	5.0	5.00	-	
Remarks	No dredging works was observed.								

Station	IMO1						Co-ordinates	
Time (hh:mm)	14:12-14:14						Northing	Easting
Water Depth (m)	10.8						22.21.280	113.57.074
Monitoring Depth (m)	1.0		5.4		9.8			
Trial	Trial 1	Trial 2	Trial 1	Trial 2	Trial 1	Trial 2	Depth-averaged	Bottom
Water Temperature (°C)	27.7	27.5	27.4	27.4	27.4	27.4	27.47	-
Salinity (ppt)	27.8	28.4	30.5	30.4	30.7	30.8	29.78	-
pH	7.0	7.0	7.1	7.1	7.1	7.1	7.07	-
D.O. Saturation (%)	83.0	82.7	82.2	82.4	82.1	82.6	82.50	-
D.O. (mg/L)	5.6	5.6	5.5	5.5	5.5	5.50	5.52	5.49
Turbidity (NTU)	9.1	9.2	18.0	17.5	18.7	18.4	15.15	-
SS (mg/L)	9.0	7.0	8.0	7.0	13.0	12.0	9.33	-
Remarks	No dredging works was observed.							

Station	IMO2						Co-ordinates	
Time (hh:mm)	14:02-14:04						Northing	Easting
Water Depth (m)	13.8						22.21.268	113.55.435
Monitoring Depth (m)	1.0		6.9		12.8			
Trial	Trial 1	Trial 2	Trial 1	Trial 2	Trial 1	Trial 2	Depth-averaged	Bottom
Water Temperature (°C)	27.8	27.8	27.5	27.5	27.4	27.5	27.58	-
Salinity (ppt)	27.7	27.8	30.2	30.2	31.1	31.1	29.70	-
pH	7.1	7.1	7.2	7.2	7.2	7.2	7.13	-
D.O. Saturation (%)	88.4	87.6	87.4	88.1	87.7	88.8	88.00	-
D.O. (mg/L)	6.0	5.9	5.8	5.9	5.8	5.90	5.88	5.87
Turbidity (NTU)	5.9	6.0	8.9	9.2	10.8	11.1	8.65	-
SS (mg/L)	7.0	7.0	7.0	5.0	5.0	5.0	6.00	-
Remarks	No dredging works was observed.							

Compliance with Action and Limit Level

Parameter	As in EM&A		C2*130%		IMO1		IMO2		MPB1		MPB2		MP	
	Action Level	Limit Level	Action Level	Limit Level	Exceedance of Action	Exceedance of Limit Level	Exceedance of Action Level	Exceedance of Limit Level	Exceedance of Action Level	Exceedance of Limit Level	Exceedance of Action Level	Exceedance of Limit Level	Exceedance of Action Level	Exceedance of Limit Level
DO (Bottom)	3.3	2.5	5.4	5.4	N	N	N	N	N	N	N	N	N	N
DO (Depth-averaged)	4.2	4.0	5.4	5.4	N	N	N	N	N	N	N	N	N	N
Turbidity (Depth-averaged)	29.0	49.0	6.3	6.3	N	N	N	N	N	N	N	N	N	N
SS (Depth-averaged)	24.0	37.0	6.5	6.5	N	N	N	N	N	N	N	N	N	N

Mid-Ebb

Station	MPB1							
Time (hh:mm)	14:21-14:23							
Water Depth (m)	8.4							
Monitoring Depth (m)	1.0		4.2		7.4			
Trial	Trial 1	Trial 2	Trial 1	Trial 2	Trial 1	Trial 2	Depth-averaged	Bottom
Water Temperature (°C)	27.6	27.6	27.5	27.5	27.4	27.4	27.51	-
Salinity (ppt)	27.3	27.5	28.1	28.0	29.5	29.5	28.30	-
pH	7.0	7.0	7.0	7.0	7.0	7.0	6.98	-
D.O. Saturation (%)	85.5	84.4	84.2	85.4	85.6	87.3	85.40	-
D.O. (mg/L)	5.8	5.7	5.7	5.8	5.7	5.9	5.76	5.80
Turbidity (NTU)	9.1	9.5	20.2	20.2	21.6	21.2	16.97	-
SS (mg/L)	8.0	7.0	9.0	9.0	9.0	11.0	8.83	-
Remarks	No dredging works was observed.							

Station	MPB2							
Time (hh:mm)	13:51-13:52							
Water Depth (m)	8.8							
Monitoring Depth (m)	1.0		4.4		7.8			
Trial	Trial 1	Trial 2	Trial 1	Trial 2	Trial 1	Trial 2	Depth-averaged	Bottom
Water Temperature (°C)	27.7	27.6	27.6	27.5	27.4	27.4	27.52	-
Salinity (ppt)	26.5	26.6	27.2	28.4	28.6	30.5	27.95	-
pH	6.9	6.9	6.9	6.9	6.9	7.0	6.91	-
D.O. Saturation (%)	82.9	84.6	82.6	84.6	83.2	84.8	83.78	-
D.O. (mg/L)	5.6	5.8	5.6	5.7	5.6	5.7	5.66	5.64
Turbidity (NTU)	7.4	6.8	9.4	9.2	10.9	11.1	9.13	-
SS (mg/L)	5.0	5.0	8.0	8.0	9.0	8.0	7.17	-
Remarks	No dredging works was observed.							

Station	MP							
Time (hh:mm)	14:31-14:32							
Water Depth (m)	5.6							
Monitoring Depth (m)	1.0		2.8		4.6			
Trial	Trial 1	Trial 2	Trial 1	Trial 2	Trial 1	Trial 2	Depth-averaged	Bottom
Water Temperature (°C)	27.7	27.5	-	-	27.4	27.4	27.48	-
Salinity (ppt)	27.8	28.3	-	-	30.3	30.1	29.10	-
pH	7.0	7.0	-	-	7.0	7.0	6.98	-
D.O. Saturation (%)	85.0	88.3	-	-	91.3	89.0	88.40	-
D.O. (mg/L)	5.7	6.0	-	-	6.1	6.0	5.94	6.03
Turbidity (NTU)	11.4	11.7	-	-	22.2	21.8	16.78	-
SS (mg/L)	10.0	10.0	-	-	7.0	7.0	8.50	-
Remarks	No dredging works was observed.							

Sampling Date	01/10/2008
Weather & Ambient Temperature	Fine, 29C

Mid-Flood

Station	C1 (NM3)								
Time (hh:mm)	19:57-19:59								
Water Depth (m)	16.2								
Monitoring Depth (m)	1.0		8.1		15.2				
Trial	Trial 1	Trial 2	Trial 1	Trial 2	Trial 1	Trial 2	Depth-averaged	Bottom	
Water Temperature (°C)	27.6	27.6	27.5	27.4	27.3	27.3	27.45	-	
Salinity (ppt)	28.9	28.9	30.4	30.6	31.3	31.3	30.22	-	
pH	7.1	7.1	7.1	7.1	7.1	7.1	7.12	-	
D.O. Saturation (%)	84.1	85.9	81.4	80.7	81.9	82.8	82.80	-	
D.O. (mg/L)	5.6	5.8	5.4	5.4	5.4	5.5	5.52	5.47	
Turbidity (NTU)	3.9	4.1	3.9	4.3	4.2	4.1	4.08	-	
SS (mg/L)	3.0	4.0	6.0	5.0	4.0	6.0	4.67	-	
Remarks	No dredging works was observed.								

Station	C3 (NM6)								
Time (hh:mm)	19:42-19:43								
Water Depth (m)	7.0								
Monitoring Depth (m)	1.0		3.5		6.0				
Trial	Trial 1	Trial 2	Trial 1	Trial 2	Trial 1	Trial 2	Depth-averaged	Bottom	
Water Temperature (°C)	27.6	27.4	27.3	27.3	27.3	27.3	27.34	-	
Salinity (ppt)	28.2	28.8	30.3	30.2	32.4	32.6	30.39	-	
pH	6.9	6.9	7.0	7.0	7.0	7.0	6.97	-	
D.O. Saturation (%)	89.9	88.8	89.3	90.4	90.4	91.3	90.02	-	
D.O. (mg/L)	6.1	6.0	6.0	6.0	6.0	6.0	6.01	6.00	
Turbidity (NTU)	7.3	7.1	9.7	9.3	12.8	12.5	9.78	-	
SS (mg/L)	4.0	6.0	12.0	10.0	8.0	8.0	8.00	-	
Remarks	No dredging works was observed.								

Station	IMO1							Co-ordinates	
Time (hh:mm)	19:01-19:03							Northing	Easting
Water Depth (m)	11.0							22.21.282	113.57.078
Monitoring Depth (m)	1.0		5.5		10.0				
Trial	Trial 1	Trial 2	Trial 1	Trial 2	Trial 1	Trial 2	Depth-averaged	Bottom	
Water Temperature (°C)	27.6	27.6	27.3	27.3	27.3	27.3	27.42	-	
Salinity (ppt)	27.7	27.8	30.4	30.4	30.8	30.6	29.63	-	
pH	7.0	7.0	7.1	7.1	7.1	7.1	7.06	-	
D.O. Saturation (%)	85.2	84.5	83.2	83.9	83.9	84.4	84.18	-	
D.O. (mg/L)	5.8	5.7	5.6	5.6	5.6	5.6	5.64	5.61	
Turbidity (NTU)	8.4	8.7	17.6	17.9	18.3	18.4	14.88	-	
SS (mg/L)	8.0	11.0	9.0	11.0	15.0	16.0	11.67	-	
Remarks	No dredging works was observed.								

Station	IMO2							Co-ordinates	
Time (hh:mm)	19:28-19:30							Northing	Easting
Water Depth (m)	14.1							22.21.271	113.55.437
Monitoring Depth (m)	1.0		7.0		13.1				
Trial	Trial 1	Trial 2	Trial 1	Trial 2	Trial 1	Trial 2	Depth-averaged	Bottom	
Water Temperature (°C)	27.7	27.7	27.5	27.4	27.4	27.4	27.50	-	
Salinity (ppt)	27.8	27.7	30.3	7.2	31.2	31.3	29.81	-	
pH	7.1	7.1	7.2	7.2	7.2	7.2	7.15	-	
D.O. Saturation (%)	87.7	88.0	88.9	88.5	89.8	88.7	88.60	-	
D.O. (mg/L)	5.9	5.9	5.9	5.9	6.0	5.9	5.91	5.93	
Turbidity (NTU)	6.5	6.2	9.5	9.1	12.0	11.9	9.20	-	
SS (mg/L)	7.0	8.0	7.0	8.0	6.0	6.0	7.00	-	
Remarks	No dredging works was observed.								

Station	MPB1								
Time (hh:mm)	19:10-19:12								
Water Depth (m)	8.2								
Monitoring Depth (m)	1.0		4.1		7.2				
Trial	Trial 1	Trial 2	Trial 1	Trial 2	Trial 1	Trial 2	Depth-averaged	Bottom	
Water Temperature (°C)	27.5	27.5	27.4	27.4	27.3	27.3	27.41	-	
Salinity (ppt)	27.4	27.4	28.1	28.0	30.4	29.8	28.52	-	
pH	7.0	7.0	7.0	7.0	7.0	7.0	6.99	-	
D.O. Saturation (%)	85.1	85.4	85.9	84.5	87.9	84.9	85.62	-	
D.O. (mg/L)	5.8	5.8	5.8	5.7	5.9	5.7	5.77	5.78	
Turbidity (NTU)	8.1	7.9	20.2	20.5	22.2	22.8	16.95	-	
SS (mg/L)	6.0	5.0	7.0	7.0	10.0	11.0	7.67	-	
Remarks	No dredging works was observed.								

Station	MPB2								
Time (hh:mm)	19:19-19:20								
Water Depth (m)	8.6								
Monitoring Depth (m)	1.0		4.3		7.6				
Trial	Trial 1	Trial 2	Trial 1	Trial 2	Trial 1	Trial 2	Depth-averaged	Bottom	
Water Temperature (°C)	27.6	27.6	27.4	27.4	27.3	27.3	27.42	-	
Salinity (ppt)	26.6	26.5	28.5	27.8	30.2	30.3	28.33	-	
pH	6.9	6.9	6.9	6.9	7.0	7.0	6.93	-	
D.O. Saturation (%)	83.3	82.5	84.5	85.6	86.1	85.6	84.60	-	
D.O. (mg/L)	5.7	5.6	5.7	5.8	5.8	5.7	5.71	5.74	
Turbidity (NTU)	8.4	8.2	9.5	9.5	12.3	12.1	10.00	-	
SS (mg/L)	7.0	6.0	13.0	11.0	12.0	11.0	10.00	-	
Remarks	No dredging works was observed.								

Station	MP								
Time (hh:mm)	18:51-18:52								
Water Depth (m)	5.3								
Monitoring Depth (m)	1.0		2.7		4.3				
Trial	Trial 1	Trial 2	Trial 1	Trial 2	Trial 1	Trial 2	Depth-averaged	Bottom	
Water Temperature (°C)	27.6	27.6	-	-	27.3	27.3	27.44	-	
Salinity (ppt)	27.3	27.5	-	-	30.3	30.3	28.83	-	
pH	7.0	7.0	-	-	7.0	7.1	7.02	-	
D.O. Saturation (%)	84.3	85.0	-	-	85.9	84.6	84.95	-	
D.O. (mg/L)	5.7	5.7	-	-	5.7	5.7	5.71	5.70	
Turbidity (NTU)	12.5	12.6	-	-	22.2	22.6	17.48	-	
SS (mg/L)	10.0	11.0	-	-	9.0	10.0	#DIV/0!	-	
Remarks	No dredging works was observed.								

Compliance with Action and Limit Level

Parameter	As in EM&A		Mean(C1+C3)*130%		IMO1		IMO2		MPB1		MPB2		MP	
	Action Level	Limit Level	Action Level	Limit Level	Exceedance of Action	Exceedance of Limit Level	Exceedance of Action Level	Exceedance of Limit Level	Exceedance of Action Level	Exceedance of Limit Level	Exceedance of Action Level	Exceedance of Limit Level	Exceedance of Action Level	Exceedance of Limit Level
DO (Bottom)	3.3	2.5	5.7	5.7	N	N	N	N	N	N	N	N	N	N
DO (Depth-averaged)	4.2	4.0	5.8	5.8	N	N	N	N	N	N	N	N	N	N
Turbidity (Depth-averaged)	29.0	49.0	9.0	9.0	N	N	N	N	N	N	N	N	N	N
SS (Depth-averaged)	24.0	37.0	8.2	8.2	N	N	N	N	N	N	N	N	#DIV/0!	#DIV/0!

Sampling Date	02/10/2008
Weather & Ambient Temperature	Sunny, 29C

Station	C2 (NM5)								
Time (hh:mm)	14:40-14:43								
Water Depth (m)	20.6								
Monitoring Depth (m)	1.0		10.3		19.6				
Trial	Trial 1	Trial 2	Trial 1	Trial 2	Trial 1	Trial 2	Depth-averaged	Bottom	
Water Temperature (°C)	27.9	28.0	27.8	27.8	27.7	27.7	27.81	-	
Salinity (ppt)	28.1	28.1	29.9	29.9	31.3	31.3	29.77	-	
pH	7.1	7.1	7.2	7.2	7.2	7.2	7.15	-	
D.O. Saturation (%)	82.3	82.8	82.6	81.7	83.6	83.3	82.72	-	
D.O. (mg/L)	5.6	5.6	5.5	5.5	5.6	5.5	5.53	5.54	
Turbidity (NTU)	4.4	4.6	4.8	5.0	5.5	5.8	5.02	-	
SS (mg/L)	4.0	2.0	3.0	3.0	7.0	5.0	4.00	-	
Remarks	No dredging works was observed.								

Station	IMO1						Co-ordinates	
Time (hh:mm)	14:09-14:11						Northing	Easting
Water Depth (m)	6.2						22.21.455	113.53.832
Monitoring Depth (m)	1.0		3.1		5.2			
Trial	Trial 1	Trial 2	Trial 1	Trial 2	Trial 1	Trial 2	Depth-averaged	Bottom
Water Temperature (°C)	27.8	27.8	27.7	27.7	27.7	27.7	27.73	-
Salinity (ppt)	30.3	30.3	30.6	30.5	30.9	30.9	30.58	-
pH	7.2	7.2	7.2	7.2	7.2	7.2	7.22	-
D.O. Saturation (%)	82.2	82.9	81.8	82.4	82.9	83.7	82.65	-
D.O. (mg/L)	5.5	5.5	5.4	5.5	5.5	5.55	5.50	5.53
Turbidity (NTU)	4.8	4.7	5.6	5.8	6.7	6.5	5.68	-
SS (mg/L)	6.0	5.0	5.0	4.0	4.0	4.0	4.67	-
Remarks	No dredging works was observed.							

Station	IMO2						Co-ordinates	
Time (hh:mm)	13:50-13:52						Northing	Easting
Water Depth (m)	7.4						22.20.655	113.58.656
Monitoring Depth (m)	1.0		3.7		6.4			
Trial	Trial 1	Trial 2	Trial 1	Trial 2	Trial 1	Trial 2	Depth-averaged	Bottom
Water Temperature (°C)	27.8	27.8	27.7	27.7	27.6	27.6	27.71	-
Salinity (ppt)	30.3	30.2	30.8	30.6	31.1	31.0	30.65	-
pH	7.2	7.2	7.2	7.2	7.2	7.2	7.16	-
D.O. Saturation (%)	83.0	82.3	80.9	81.3	86.2	85.9	83.27	-
D.O. (mg/L)	5.5	5.5	5.4	5.4	5.7	5.69	5.54	5.71
Turbidity (NTU)	4.2	4.4	4.7	4.7	5.2	5.4	4.77	-
SS (mg/L)	4.0	5.0	3.0	4.0	4.0	4.0	4.00	-
Remarks	No dredging works was observed.							

Compliance with Action and Limit Level

Parameter	As in EM&A		C2*130%		IMO1		IMO2		MPB1		MPB2		MP	
	Action Level	Limit Level	Action Level	Limit Level	Exceedance of Action	Exceedance of Limit Level	Exceedance of Action Level	Exceedance of Limit Level	Exceedance of Action Level	Exceedance of Limit Level	Exceedance of Action Level	Exceedance of Limit Level	Exceedance of Action Level	Exceedance of Limit Level
DO (Bottom)	3.3	2.5	5.5	5.5	N	N	N	N	N	N	N	N	N	N
DO (Depth-averaged)	4.2	4.0	5.5	5.5	N	N	N	N	N	N	N	N	N	N
Turbidity (Depth-averaged)	29.0	49.0	6.5	6.5	N	N	N	N	N	N	N	N	N	N
SS (Depth-averaged)	24.0	37.0	5.2	5.2	N	N	N	N	N	N	N	N	N	N

Mid-Ebb

Station	MPB1							
Time (hh:mm)	13:59-14:01							
Water Depth (m)	7.8							
Monitoring Depth (m)	1.0		3.9		6.8			
Trial	Trial 1	Trial 2	Trial 1	Trial 2	Trial 1	Trial 2	Depth-averaged	Bottom
Water Temperature (°C)	27.8	27.9	27.7	27.8	27.7	27.7	27.76	-
Salinity (ppt)	26.4	26.4	29.2	29.4	30.5	30.6	28.73	-
pH	7.2	7.2	7.2	7.2	7.2	7.2	7.21	-
D.O. Saturation (%)	83.2	81.6	83.8	83.9	85.7	84.2	83.73	-
D.O. (mg/L)	5.7	5.6	5.6	5.6	5.7	5.6	5.63	5.65
Turbidity (NTU)	3.9	3.9	4.8	4.5	5.1	5.2	4.57	-
SS (mg/L)	2.0	2.0	3.0	4.0	4.0	3.0	3.00	-
Remarks	No dredging works was observed.							

Station	MPB2							
Time (hh:mm)	13:39-13:41							
Water Depth (m)	9.2							
Monitoring Depth (m)	1.0		4.6		8.2			
Trial	Trial 1	Trial 2	Trial 1	Trial 2	Trial 1	Trial 2	Depth-averaged	Bottom
Water Temperature (°C)	27.9	27.9	27.7	27.7	27.7	27.7	27.76	-
Salinity (ppt)	26.6	26.6	28.6	28.6	30.1	30.1	28.45	-
pH	7.3	7.3	7.3	7.3	7.4	7.4	7.30	-
D.O. Saturation (%)	80.3	79.5	80.9	81.3	82.5	82.5	81.17	-
D.O. (mg/L)	5.4	5.4	5.4	5.5	5.5	5.5	5.46	5.50
Turbidity (NTU)	4.8	4.9	5.3	5.5	6.1	5.9	5.42	-
SS (mg/L)	4.0	4.0	4.0	5.0	6.0	5.0	4.67	-
Remarks	No dredging works was observed.							

Station	MP							
Time (hh:mm)	14:18-14:19							
Water Depth (m)	5.5							
Monitoring Depth (m)	1.0		2.8		4.5			
Trial	Trial 1	Trial 2	Trial 1	Trial 2	Trial 1	Trial 2	Depth-averaged	Bottom
Water Temperature (°C)	28.2	28.2	-	-	27.8	27.8	27.98	-
Salinity (ppt)	25.8	25.7	-	-	30.7	30.6	28.21	-
pH	7.2	7.2	-	-	7.3	7.3	7.22	-
D.O. Saturation (%)	84.1	83.4	-	-	84.8	84.3	84.15	-
D.O. (mg/L)	5.7	5.7	-	-	5.6	5.6	5.66	5.63
Turbidity (NTU)	3.5	3.4	-	-	4.1	4.2	3.80	-
SS (mg/L)	4.0	5.0	-	-	4.0	4.0	4.25	-
Remarks	No dredging works was observed.							

Sampling Date	05/10/2008
Weather & Ambient Temperature	Rainy, 28C

Station	C2 (NM5)								
Time (hh:mm)	12:17-12:19								
Water Depth (m)	18.2								
Monitoring Depth (m)	1.0		9.1		17.2				
Trial	Trial 1	Trial 2	Trial 1	Trial 2	Trial 1	Trial 2	Depth-averaged	Bottom	
Water Temperature (°C)	27.6	27.7	27.7	27.7	27.6	27.7	27.68	-	
Salinity (ppt)	25.5	26.4	28.3	28.7	29.5	29.5	27.96	-	
pH	6.9	6.9	6.9	6.8	7.0	6.8	6.87	-	
D.O. Saturation (%)	83.0	82.0	82.4	81.6	83.9	81.5	82.40	-	
D.O. (mg/L)	5.7	5.6	5.5	5.5	5.6	5.4	5.55	5.53	
Turbidity (NTU)	7.7	7.4	9.1	9.2	10.7	10.3	9.07	-	
SS (mg/L)	9.0	6.0	9.0	8.0	12.0	9.0	8.83	-	
Remarks	No dredging works was observed.								

Station	IMO1						Co-ordinates	
Time (hh:mm)	11:41-11:43						Northing	Easting
Water Depth (m)	18.8						22.21.808	113.54.619
Monitoring Depth (m)	1.0		9.4		17.8			
Trial	Trial 1	Trial 2	Trial 1	Trial 2	Trial 1	Trial 2	Depth-averaged	Bottom
Water Temperature (°C)	27.8	27.8	27.7	27.7	27.7	27.7	27.75	-
Salinity (ppt)	18.1	19.3	26.6	26.6	27.9	28.9	24.57	-
pH	6.9	6.9	7.0	6.9	6.9	7.0	6.93	-
D.O. Saturation (%)	81.3	81.5	79.4	79.1	79.2	78.4	79.82	-
D.O. (mg/L)	5.8	5.8	5.4	5.4	5.3	5.25	5.48	5.29
Turbidity (NTU)	11.4	11.3	8.7	8.5	9.1	9.3	9.72	-
SS (mg/L)	12.0	14.0	14.0	12.0	11.0	13.0	12.67	-
Remarks	No dredging works was observed.							

Station	IMO2						Co-ordinates	
Time (hh:mm)	11:21-11:23						Northing	Easting
Water Depth (m)	15.2						22.21.304	113.55.025
Monitoring Depth (m)	1.0		7.6		14.2			
Trial	Trial 1	Trial 2	Trial 1	Trial 2	Trial 1	Trial 2	Depth-averaged	Bottom
Water Temperature (°C)	27.7	27.7	27.7	27.7	27.7	27.7	27.72	-
Salinity (ppt)	20.1	21.7	25.7	25.6	30.1	26.7	24.97	-
pH	6.9	6.9	6.8	6.9	6.9	6.8	6.84	-
D.O. Saturation (%)	80.7	80.8	80.4	79.7	81.2	80.4	80.53	-
D.O. (mg/L)	5.7	5.6	5.5	5.4	5.4	5.45	5.51	5.43
Turbidity (NTU)	9.9	9.6	8.7	9.0	11.0	10.5	9.78	-
SS (mg/L)	11.0	11.0	8.0	9.0	11.0	13.0	10.50	-
Remarks	No dredging works was observed.							

Compliance with Action and Limit Level

Parameter	As in EM&A		C2*130%		IMO1		IMO2		MPB1		MPB2		MP	
	Action Level	Limit Level	Action Level	Limit Level	Exceedance of Action	Exceedance of Limit Level	Exceedance of Action Level	Exceedance of Limit Level	Exceedance of Action Level	Exceedance of Limit Level	Exceedance of Action Level	Exceedance of Limit Level	Exceedance of Action Level	Exceedance of Limit Level
DO (Bottom)	3.3	2.5	5.5	5.5	N	N	N	N	N	N	N	N	N	N
DO (Depth-averaged)	4.2	4.0	5.6	5.6	N	N	N	N	N	N	N	N	N	N
Turbidity (Depth-averaged)	29.0	49.0	11.8	NA	N	N	N	N	N	N	N	N	N	N
SS (Depth-averaged)	24.0	37.0	11.5	11.5	N	N	N	N	N	N	N	N	N	N

Mid-Ebb

Station	MPB1							
Time (hh:mm)	11:49-11:51							
Water Depth (m)	7.8							
Monitoring Depth (m)	1.0		3.9		6.8			
Trial	Trial 1	Trial 2	Trial 1	Trial 2	Trial 1	Trial 2	Depth-averaged	Bottom
Water Temperature (°C)	27.8	27.8	27.8	27.7	27.7	27.7	27.76	-
Salinity (ppt)	21.6	18.4	26.1	26.4	27.0	27.3	24.45	-
pH	7.0	6.9	7.0	7.0	7.0	7.0	6.99	-
D.O. Saturation (%)	80.5	81.8	79.9	80.8	81.7	81.4	81.02	-
D.O. (mg/L)	5.6	5.8	5.4	5.5	5.5	5.5	5.56	5.52
Turbidity (NTU)	11.2	11.1	8.2	8.2	9.4	9.1	9.53	-
SS (mg/L)	12.0	12.0	13.0	13.0	9.0	10.0	11.50	-
Remarks	No dredging works was observed.							

Station	MPB2							
Time (hh:mm)	11:30-11:31							
Water Depth (m)	8.4							
Monitoring Depth (m)	1.0		4.2		7.4			
Trial	Trial 1	Trial 2	Trial 1	Trial 2	Trial 1	Trial 2	Depth-averaged	Bottom
Water Temperature (°C)	27.7	27.7	27.7	27.7	27.7	27.7	27.73	-
Salinity (ppt)	20.5	21.9	25.5	25.5	25.7	25.8	24.14	-
pH	6.9	6.9	6.9	6.9	6.9	6.9	6.87	-
D.O. Saturation (%)	82.2	81.7	82.2	81.2	81.3	83.9	82.08	-
D.O. (mg/L)	5.8	5.7	5.6	5.5	5.5	5.7	5.64	5.63
Turbidity (NTU)	10.4	10.1	8.4	8.1	8.7	8.8	9.08	-
SS (mg/L)	9.0	8.0	10.0	11.0	11.0	12.0	10.17	-
Remarks	No dredging works was observed.							

Station	MP							
Time (hh:mm)	11:58-11:59							
Water Depth (m)	5.2							
Monitoring Depth (m)	1.0		2.6		4.2			
Trial	Trial 1	Trial 2	Trial 1	Trial 2	Trial 1	Trial 2	Depth-averaged	Bottom
Water Temperature (°C)	27.8	27.8	-	-	27.7	27.7	27.77	-
Salinity (ppt)	20.7	21.3	-	-	26.1	26.2	23.57	-
pH	7.0	7.0	-	-	7.0	7.0	6.95	-
D.O. Saturation (%)	81.3	81.5	-	-	80.8	81.0	81.15	-
D.O. (mg/L)	5.7	5.7	-	-	5.5	5.5	5.59	5.50
Turbidity (NTU)	11.0	10.6	-	-	9.3	9.1	10.00	-
SS (mg/L)	9.0	9.0	-	-	12.0	11.0	10.25	-
Remarks	No dredging works was observed.							

Sampling Date	06/10/2008
Weather & Ambient Temperature	Rainy, 26C

Station	C2 (NM5)								
Time (hh:mm)	5:51-5:53								
Water Depth (m)	19.2								
Monitoring Depth (m)	1.0		9.6		18.2				
Trial	Trial 1	Trial 2	Trial 1	Trial 2	Trial 1	Trial 2	Depth-averaged	Bottom	
Water Temperature (°C)	27.1	27.1	27.1	27.1	27.1	27.2	27.12	-	
Salinity (ppt)	27.5	27.6	27.6	29.7	29.9	27.4	28.29	-	
pH	6.9	6.9	6.8	6.6	6.9	6.9	6.85	-	
D.O. Saturation (%)	82.6	72.7	76.1	65.8	69.0	80.8	74.50	-	
D.O. (mg/L)	5.5	4.8	5.1	4.4	4.6	5.4	4.96	4.99	
Turbidity (NTU)	8.2	8.5	8.4	8.7	8.8	8.0	8.43	-	
SS (mg/L)	5.0	5.0	8.0	8.0	7.0	8.0	6.83	-	
Remarks	No dredging works was observed.								

Station	IMO1						Co-ordinates	
Time (hh:mm)	4:57-4:59						Northing	Easting
Water Depth (m)	7.8						22.21.483	113.53.539
Monitoring Depth (m)	1.0		3.9		6.8			
Trial	Trial 1	Trial 2	Trial 1	Trial 2	Trial 1	Trial 2	Depth-averaged	Bottom
Water Temperature (°C)	27.3	27.3	27.2	27.1	27.5	27.5	27.30	-
Salinity (ppt)	22.0	20.8	27.6	27.5	29.3	29.2	26.05	-
pH	7.1	7.1	7.1	7.2	7.1	7.0	7.11	-
D.O. Saturation (%)	83.5	83.9	83.5	83.2	82.0	83.5	83.27	-
D.O. (mg/L)	5.8	5.9	5.7	5.6	5.5	5.61	5.69	5.56
Turbidity (NTU)	12.5	12.3	11.6	11.8	12.3	11.9	12.07	-
SS (mg/L)	9.0	9.0	10.0	10.0	12.0	8.0	9.67	-
Remarks	No dredging works was observed.							

Station	IMO2						Co-ordinates	
Time (hh:mm)	4:46-4:49						Northing	Easting
Water Depth (m)	8.0						22.20.838	113.53.708
Monitoring Depth (m)	1.0		4.0		7.0			
Trial	Trial 1	Trial 2	Trial 1	Trial 2	Trial 1	Trial 2	Depth-averaged	Bottom
Water Temperature (°C)	27.3	27.3	27.2	27.2	27.2	27.2	27.23	-
Salinity (ppt)	24.5	21.4	27.0	26.9	31.4	31.4	27.08	-
pH	7.3	7.3	7.3	7.3	7.3	7.3	7.29	-
D.O. Saturation (%)	84.2	84.2	80.9	81.5	81.7	80.6	82.18	-
D.O. (mg/L)	5.8	5.9	5.5	5.5	5.4	5.35	5.58	5.39
Turbidity (NTU)	12.3	12.1	11.6	11.8	13.9	14.0	12.62	-
SS (mg/L)	8.0	9.0	8.0	8.0	12.0	8.0	8.83	-
Remarks	No dredging works was observed.							

Compliance with Action and Limit Level

Parameter	As in EM&A		C2*130%		IMO1		IMO2		MPB1		MPB2		MP	
	Action Level	Limit Level	Action Level	Limit Level	Exceedance of Action	Exceedance of Limit Level	Exceedance of Action Level	Exceedance of Limit Level	Exceedance of Action Level	Exceedance of Limit Level	Exceedance of Action Level	Exceedance of Limit Level	Exceedance of Action Level	Exceedance of Limit Level
DO (Bottom)	3.3	2.5	5.0	5.0	N	N	N	N	N	N	N	N	N	N
DO (Depth-averaged)	4.2	4.0	5.0	5.0	N	N	N	N	N	N	N	N	N	N
Turbidity (Depth-averaged)	29.0	49.0	11.0	NA	N	N	N	N	N	N	N	N	N	N
SS (Depth-averaged)	24.0	37.0	8.9	8.9	N	N	N	N	N	N	N	N	N	N

Mid-Ebb

Station	MPB1							
Time (hh:mm)	5:24-5:26							
Water Depth (m)	8.6							
Monitoring Depth (m)	1.0		4.3		7.6			
Trial	Trial 1	Trial 2	Trial 1	Trial 2	Trial 1	Trial 2	Depth-averaged	Bottom
Water Temperature (°C)	27.3	27.3	27.1	27.0	27.2	27.2	27.18	-
Salinity (ppt)	20.0	20.2	26.5	26.9	27.7	27.6	24.82	-
pH	7.3	7.3	7.3	7.3	7.3	7.3	7.30	-
D.O. Saturation (%)	84.9	84.5	83.6	83.2	84.7	83.9	84.13	-
D.O. (mg/L)	6.0	5.9	5.7	5.7	5.7	5.7	5.78	5.71
Turbidity (NTU)	12.5	12.9	13.5	13.2	14.2	14.2	13.42	-
SS (mg/L)	9.0	9.0	8.0	9.0	10.0	10.0	9.17	-
Remarks	No dredging works was observed.							

Station	MPB2							
Time (hh:mm)	5:13-5:15							
Water Depth (m)	9.2							
Monitoring Depth (m)	1.0		4.6		8.2			
Trial	Trial 1	Trial 2	Trial 1	Trial 2	Trial 1	Trial 2	Depth-averaged	Bottom
Water Temperature (°C)	27.7	27.3	27.2	27.7	27.7	27.4	27.50	-
Salinity (ppt)	20.7	18.9	26.4	26.5	26.8	26.8	24.34	-
pH	7.0	7.2	7.2	7.0	6.9	7.1	7.06	-
D.O. Saturation (%)	84.4	85.4	85.4	84.8	85.5	86.8	85.38	-
D.O. (mg/L)	5.9	6.1	5.8	5.8	5.8	5.9	5.88	5.86
Turbidity (NTU)	12.1	12.2	11.2	10.8	10.6	10.5	11.23	-
SS (mg/L)	10.0	9.0	10.0	10.0	9.0	8.0	9.33	-
Remarks	No dredging works was observed.							

Station	MP							
Time (hh:mm)	5:34-5:35							
Water Depth (m)	5.8							
Monitoring Depth (m)	1.0		2.9		4.8			
Trial	Trial 1	Trial 2	Trial 1	Trial 2	Trial 1	Trial 2	Depth-averaged	Bottom
Water Temperature (°C)	27.3	27.2			27.2	27.2	18.16	-
Salinity (ppt)	20.7	20.6			27.7	27.5	16.08	-
pH	7.0	6.9			6.9	7.0	4.62	-
D.O. Saturation (%)	83.6	84.5			84.1	83.1	55.88	-
D.O. (mg/L)	5.9	5.9			5.7	5.6	5.78	5.66
Turbidity (NTU)	13.0	12.6			10.2	10.5	7.72	-
SS (mg/L)	11.0	9.0			9.0	10.0	9.75	-
Remarks	No dredging works was observed.							

Sampling Date	07/10/2008
Weather & Ambient Temperature	Cloudy, 28C

Station	C2 (NM5)								
Time (hh:mm)	6:18-6:21								
Water Depth (m)	20.0								
Monitoring Depth (m)	1.0		10.0		19.0				
Trial	Trial 1	Trial 2	Trial 1	Trial 2	Trial 1	Trial 2	Depth-averaged	Bottom	
Water Temperature (°C)	27.5	27.5	25.9	25.8	25.0	25.0	26.11	-	
Salinity (ppt)	16.7	16.7	26.7	26.8	29.7	29.7	24.38	-	
pH	7.2	7.2	7.2	7.2	7.1	7.1	7.17	-	
D.O. Saturation (%)	93.9	93.5	76.1	74.7	72.8	72.3	80.55	-	
D.O. (mg/L)	6.6	6.6	5.2	5.1	4.9	4.9	5.55	4.93	
Turbidity (NTU)	2.9	2.6	3.6	3.5	4.7	4.8	3.68	-	
SS (mg/L)	7.0	7.0	6.0	7.0	8.0	7.0	7.00	-	
Remarks	No dredging works was observed.								

Station	IMO1						Co-ordinates	
Time (hh:mm)	5:54-5:58						Northing	Easting
Water Depth (m)	6.4						22.21.800	113.54.391
Monitoring Depth (m)	1.0		3.2		5.4			
Trial	Trial 1	Trial 2	Trial 1	Trial 2	Trial 1	Trial 2	Depth-averaged	Bottom
Water Temperature (°C)	27.0	27.1	25.2	25.2	24.7	24.6	25.64	-
Salinity (ppt)	19.2	19.2	29.7	29.7	31.0	31.0	26.62	-
pH	7.3	7.4	7.4	7.4	7.4	7.4	7.37	-
D.O. Saturation (%)	87.5	86.9	72.3	72.1	65.5	66.4	75.12	-
D.O. (mg/L)	6.0	6.0	4.8	4.9	4.4	4.50	5.10	4.47
Turbidity (NTU)	4.2	4.2	6.3	6.3	7.2	6.8	5.83	-
SS (mg/L)	4.0	3.0	3.0	3.0	3.0	3.0	3.17	-
Remarks	No dredging works was observed.							

Station	IMO2						Co-ordinates	
Time (hh:mm)	5:42-5:45						Northing	Easting
Water Depth (m)	7.2						22.21.422	113.55.368
Monitoring Depth (m)	1.0		3.6		6.2			
Trial	Trial 1	Trial 2	Trial 1	Trial 2	Trial 1	Trial 2	Depth-averaged	Bottom
Water Temperature (°C)	26.9	26.9	25.2	25.2	24.7	24.7	25.61	-
Salinity (ppt)	20.1	20.0	29.7	29.7	30.8	30.8	26.87	-
pH	7.4	7.4	7.3	7.3	7.3	7.2	7.31	-
D.O. Saturation (%)	89.3	89.0	74.6	74.5	69.8	70.2	77.90	-
D.O. (mg/L)	6.1	6.1	5.1	5.1	4.8	4.76	5.31	4.77
Turbidity (NTU)	4.9	4.7	5.7	6.0	7.9	7.9	6.18	-
SS (mg/L)	2.0	3.0	4.0	6.0	6.0	4.0	4.17	-
Remarks	No dredging works was observed.							

Compliance with Action and Limit Level

Parameter	As in EM&A		C2*130%		IMO1		IMO2		MPB1		MPB2		MP	
	Action Level	Limit Level	Action Level	Limit Level	Exceedance of Action	Exceedance of Limit Level	Exceedance of Action Level	Exceedance of Limit Level	Exceedance of Action Level	Exceedance of Limit Level	Exceedance of Action Level	Exceedance of Limit Level	Exceedance of Action Level	Exceedance of Limit Level
DO (Bottom)	3.3	2.5	4.9	4.9	N	N	N	N	N	N	N	N	N	N
DO (Depth-averaged)	4.2	4.0	5.6	5.6	N	N	N	N	N	N	N	N	N	N
Turbidity (Depth-averaged)	29.0	49.0	4.8	4.8	N	N	N	N	N	N	N	N	N	N
SS (Depth-averaged)	24.0	37.0	9.1	9.1	N	N	N	N	N	N	N	N	N	N

Mid-Ebb

Station	MPB1							
Time (hh:mm)	6:51-6:53							
Water Depth (m)	8.4							
Monitoring Depth (m)	1.0		4.2		7.4			
Trial	Trial 1	Trial 2	Trial 1	Trial 2	Trial 1	Trial 2	Depth-averaged	Bottom
Water Temperature (°C)	27.2	27.2	26.3	26.3	25.9	26.0	26.49	-
Salinity (ppt)	17.7	17.6	23.8	23.7	26.2	26.3	22.54	-
pH	7.1	7.2	7.2	7.2	7.2	7.2	7.17	-
D.O. Saturation (%)	88.7	87.9	85.0	84.7	80.7	80.6	84.60	-
D.O. (mg/L)	6.2	6.2	5.9	5.8	5.5	5.5	5.86	5.52
Turbidity (NTU)	3.7	3.4	3.6	3.6	4.0	4.0	3.72	-
SS (mg/L)	4.0	3.0	5.0	4.0	4.0	4.0	4.00	-
Remarks	No dredging works was observed.							

Station	MPB2							
Time (hh:mm)	7:01-7:04							
Water Depth (m)	9.0							
Monitoring Depth (m)	1.0		4.5		8.0			
Trial	Trial 1	Trial 2	Trial 1	Trial 2	Trial 1	Trial 2	Depth-averaged	Bottom
Water Temperature (°C)	27.2	27.2	26.9	26.9	25.8	25.8	26.62	-
Salinity (ppt)	18.3	18.3	20.2	20.2	26.9	27.0	21.82	-
pH	7.2	7.3	7.3	7.3	7.2	7.2	7.25	-
D.O. Saturation (%)	90.4	90.7	84.2	85.2	78.8	80.1	84.90	-
D.O. (mg/L)	6.3	6.4	5.9	5.9	5.4	5.5	5.89	5.43
Turbidity (NTU)	2.4	2.5	2.8	2.9	3.4	3.5	2.92	-
SS (mg/L)	3.0	3.0	4.0	4.0	5.0	4.0	3.83	-
Remarks	No dredging works was observed.							

Station	MP							
Time (hh:mm)	6:42-6:44							
Water Depth (m)	5.4							
Monitoring Depth (m)	1.0		2.7		4.4			
Trial	Trial 1	Trial 2	Trial 1	Trial 2	Trial 1	Trial 2	Depth-averaged	Bottom
Water Temperature (°C)	27.1	27.1	-	-	26.2	26.2	26.64	-
Salinity (ppt)	17.4	17.5	-	-	24.9	25.0	21.20	-
pH	7.3	7.3	-	-	7.2	7.2	7.22	-
D.O. Saturation (%)	95.7	94.9	-	-	90.8	90.8	93.05	-
D.O. (mg/L)	6.7	6.6	-	-	6.2	6.2	6.42	6.22
Turbidity (NTU)	4.4	4.7	-	-	5.5	5.8	5.10	-
SS (mg/L)	2.0	3.0	-	-	3.0	3.0	2.75	-
Remarks	No dredging works was observed.							

Sampling Date	08/10/2008
Weather & Ambient Temperature	Cloudy, 27C

Station	C2 (NM5)								
Time (hh:mm)	8:00-8:02								
Water Depth (m)	19.0								
Monitoring Depth (m)	1.0		9.5		18.0				
Trial	Trial 1	Trial 2	Trial 1	Trial 2	Trial 1	Trial 2	Depth-averaged	Bottom	
Water Temperature (°C)	27.4	27.5	27.3	27.3	27.3	27.3	27.36	-	
Salinity (ppt)	29.4	29.4	31.2	31.1	31.9	31.9	30.83	-	
pH	7.4	7.4	7.4	7.5	7.4	7.5	7.44	-	
D.O. Saturation (%)	82.1	82.1	80.1	80.0	79.3	80.6	80.70	-	
D.O. (mg/L)	5.5	5.5	5.3	5.3	5.3	5.3	5.38	5.30	
Turbidity (NTU)	4.8	4.8	7.9	7.3	12.1	11.7	8.10	-	
SS (mg/L)	4.0	5.0	5.0	5.0	7.0	5.0	5.17	-	
Remarks	No dredging works was observed.								

Station	IMO1						Co-ordinates	
Time (hh:mm)	6:58-7:01						Northing	Easting
Water Depth (m)	11.0						22.21.542	113.54.290
Monitoring Depth (m)	1.0		5.5		10.0			
Trial	Trial 1	Trial 2	Trial 1	Trial 2	Trial 1	Trial 2	Depth-averaged	Bottom
Water Temperature (°C)	27.0	27.1	27.4	27.4	27.4	27.4	27.25	-
Salinity (ppt)	22.3	22.2	30.4	30.3	30.7	30.8	27.78	-
pH	7.4	7.4	7.4	7.5	7.5	7.5	7.43	-
D.O. Saturation (%)	78.1	78.4	75.9	74.9	75.5	77.5	76.72	-
D.O. (mg/L)	5.5	5.5	5.1	5.0	5.0	5.17	5.21	5.10
Turbidity (NTU)	5.6	5.7	8.2	8.4	13.2	13.5	9.10	-
SS (mg/L)	4.0	5.0	7.0	5.0	4.0	4.0	4.83	-
Remarks	No dredging works was observed.							

Station	IMO2						Co-ordinates	
Time (hh:mm)	6:48-6:50						Northing	Easting
Water Depth (m)	15.2						22.21.309	118.55.137
Monitoring Depth (m)	1.0		7.6		14.2			
Trial	Trial 1	Trial 2	Trial 1	Trial 2	Trial 1	Trial 2	Depth-averaged	Bottom
Water Temperature (°C)	27.3	27.3	27.4	27.4	27.3	27.3	27.34	-
Salinity (ppt)	24.5	24.4	30.5	30.5	31.2	31.5	28.77	-
pH	7.4	7.4	7.5	7.5	7.5	7.5	7.45	-
D.O. Saturation (%)	81.7	80.0	77.0	77.5	77.9	80.1	79.03	-
D.O. (mg/L)	5.7	5.5	5.1	5.2	5.2	5.32	5.33	5.26
Turbidity (NTU)	5.4	5.6	6.3	6.7	8.2	8.4	6.77	-
SS (mg/L)	5.0	5.0	5.0	4.0	5.0	5.0	4.83	-
Remarks	No dredging works was observed.							

Compliance with Action and Limit Level

Parameter	As in EM&A		C2*130%		IMO1		IMO2		MPB1		MPB2		MP	
	Action Level	Limit Level	Action Level	Limit Level	Exceedance of Action	Exceedance of Limit Level	Exceedance of Action Level	Exceedance of Limit Level	Exceedance of Action Level	Exceedance of Limit Level	Exceedance of Action Level	Exceedance of Limit Level	Exceedance of Action Level	Exceedance of Limit Level
DO (Bottom)	3.3	2.5	5.3	5.3	N	N	N	N	N	N	N	N	N	N
DO (Depth-averaged)	4.2	4.0	5.4	5.4	N	N	N	N	N	N	N	N	N	N
Turbidity (Depth-averaged)	29.0	49.0	10.5	10.5	N	N	N	N	N	N	N	N	N	N
SS (Depth-averaged)	24.0	37.0	6.7	6.7	N	N	N	N	N	N	N	N	N	N

Mid-Ebb

Station	MPB1							
Time (hh:mm)	7:31-7:33							
Water Depth (m)	8.4							
Monitoring Depth (m)	1.0		4.2		7.4			
Trial	Trial 1	Trial 2	Trial 1	Trial 2	Trial 1	Trial 2	Depth-averaged	Bottom
Water Temperature (°C)	26.8	26.9	27.0	27.1	27.3	27.2	27.04	-
Salinity (ppt)	21.1	21.2	26.1	26.7	29.2	28.2	25.41	-
pH	7.3	7.3	7.3	7.3	7.4	7.3	7.32	-
D.O. Saturation (%)	78.7	78.8	76.0	76.3	77.3	76.2	77.22	-
D.O. (mg/L)	5.6	5.6	5.2	5.2	5.2	5.2	5.34	5.19
Turbidity (NTU)	4.3	4.6	4.5	4.5	4.6	4.7	4.53	-
SS (mg/L)	26.0	26.0	3.0	4.0	4.0	4.0	11.17	-
Remarks	No dredging works was observed.							

Station	MPB2							
Time (hh:mm)	7:20-7:24							
Water Depth (m)	9.0							
Monitoring Depth (m)	1.0		4.5		8.0			
Trial	Trial 1	Trial 2	Trial 1	Trial 2	Trial 1	Trial 2	Depth-averaged	Bottom
Water Temperature (°C)	26.9	26.9	27.0	27.2	27.3	27.3	27.10	-
Salinity (ppt)	17.9	21.5	25.7	29.3	30.1	30.2	25.77	-
pH	7.5	7.4	7.5	7.5	7.6	7.5	7.48	-
D.O. Saturation (%)	77.3	77.9	77.7	78.1	78.4	78.3	77.95	-
D.O. (mg/L)	5.6	5.5	5.4	5.3	5.3	5.2	5.37	5.25
Turbidity (NTU)	5.4	5.6	5.5	5.6	6.2	6.6	5.82	-
SS (mg/L)	7.0	6.0	6.0	7.0	5.0	5.0	6.00	-
Remarks	No dredging works was observed.							

Station	MP							
Time (hh:mm)	7:42-7:43							
Water Depth (m)	5.7							
Monitoring Depth (m)	1.0		2.9		4.7			
Trial	Trial 1	Trial 2	Trial 1	Trial 2	Trial 1	Trial 2	Depth-averaged	Bottom
Water Temperature (°C)	26.9	26.9	-	-	27.1	27.0	17.95	-
Salinity (ppt)	19.5	20.3	-	-	26.4	24.5	15.13	-
pH	7.4	7.4	-	-	7.4	7.3	4.91	-
D.O. Saturation (%)	78.5	77.5	-	-	77.6	78.6	52.03	-
D.O. (mg/L)	5.6	5.5	-	-	5.3	5.5	5.48	5.39
Turbidity (NTU)	10.4	10.5	-	-	10.2	10.2	6.88	-
SS (mg/L)	4.0	5.0	-	-	4.0	3.0	4.00	-
Remarks	No dredging works was observed.							

Sampling Date	10/10/2008
Weather & Ambient Temperature	Sunny, 29C

Station	C2 (NM5)								
Time (hh:mm)	9:26-9:29								
Water Depth (m)	20.4								
Monitoring Depth (m)	1.0		10.2		19.4				
Trial	Trial 1	Trial 2	Trial 1	Trial 2	Trial 1	Trial 2	Depth-averaged	Bottom	
Water Temperature (°C)	27.6	27.5	27.4	27.4	27.4	27.4	27.45	-	
Salinity (ppt)	23.3	23.7	31.0	30.9	31.2	31.1	28.52	-	
pH	7.5	7.4	7.3	7.4	7.3	7.3	7.36	-	
D.O. Saturation (%)	96.0	97.1	68.2	69.2	69.7	68.7	78.15	-	
D.O. (mg/L)	6.6	6.7	4.5	4.6	4.6	4.6	5.28	4.61	
Turbidity (NTU)	3.1	3.3	6.8	6.8	9.2	9.3	6.42	-	
SS (mg/L)	4.0	6.0	5.0	5.0	10.0	10.0	6.67	-	
Remarks	No dredging works was observed.								

Station	IMO1						Co-ordinates	
Time (hh:mm)	10:08-10:10						Northing	Easting
Water Depth (m)	9.0						22.21.348	113.54.163
Monitoring Depth (m)	1.0		4.5		8.0			
Trial	Trial 1	Trial 2	Trial 1	Trial 2	Trial 1	Trial 2	Depth-averaged	Bottom
Water Temperature (°C)	27.2	27.6	27.5	27.5	27.5	27.5	27.45	-
Salinity (ppt)	23.9	23.6	29.3	29.5	30.2	30.2	27.79	-
pH	7.5	7.5	7.4	7.4	7.4	7.4	7.40	-
D.O. Saturation (%)	89.8	88.4	77.5	77.9	80.4	80.3	82.38	-
D.O. (mg/L)	6.2	6.1	5.2	5.2	5.4	5.36	5.58	5.37
Turbidity (NTU)	3.0	3.1	3.5	3.4	4.2	4.3	3.58	-
SS (mg/L)	5.0	6.0	4.0	4.0	3.0	3.0	4.17	-
Remarks	No dredging works was observed.							

Station	IMO2						Co-ordinates	
Time (hh:mm)	10:24-10:26						Northing	Easting
Water Depth (m)	10.2						22.20.950	113.55.090
Monitoring Depth (m)	1.0		5.1		9.2			
Trial	Trial 1	Trial 2	Trial 1	Trial 2	Trial 1	Trial 2	Depth-averaged	Bottom
Water Temperature (°C)	27.7	27.8	27.4	27.5	27.4	27.4	27.52	-
Salinity (ppt)	24.8	23.8	30.1	30.1	30.1	30.1	28.17	-
pH	7.5	7.5	7.4	7.4	7.4	7.4	7.42	-
D.O. Saturation (%)	91.1	90.5	77.6	77.6	78.8	79.0	82.43	-
D.O. (mg/L)	6.2	6.2	5.2	5.2	5.3	5.28	5.56	5.28
Turbidity (NTU)	4.0	3.9	7.0	6.9	8.5	8.8	6.52	-
SS (mg/L)	9.0	7.0	4.0	5.0	6.0	6.0	6.17	-
Remarks	No dredging works was observed.							

Compliance with Action and Limit Level

Parameter	As in EM&A		C2*130%		IMO1		IMO2		MPB1		MPB2		MP	
	Action Level	Limit Level	Action Level	Limit Level	Exceedance of Action	Exceedance of Limit Level	Exceedance of Action Level	Exceedance of Limit Level	Exceedance of Action Level	Exceedance of Limit Level	Exceedance of Action Level	Exceedance of Limit Level	Exceedance of Action Level	Exceedance of Limit Level
DO (Bottom)	3.3	2.5	4.6	4.6	N	N	N	N	N	N	N	N	N	N
DO (Depth-averaged)	4.2	4.0	5.3	5.3	N	N	N	N	N	N	N	N	N	N
Turbidity (Depth-averaged)	29.0	49.0	8.3	8.3	N	N	N	N	N	N	N	N	N	N
SS (Depth-averaged)	24.0	37.0	8.7	8.7	N	N	N	N	N	N	N	N	N	N

Mid-Ebb

Station	MPB1							
Time (hh:mm)	9:46-9:47							
Water Depth (m)	7.5							
Monitoring Depth (m)	1.0		3.8		6.5			
Trial	Trial 1	Trial 2	Trial 1	Trial 2	Trial 1	Trial 2	Depth-averaged	Bottom
Water Temperature (°C)	28.0	27.8	27.3	27.3	27.3	27.3	27.49	-
Salinity (ppt)	21.8	19.9	26.7	26.6	28.0	27.6	25.09	-
pH	7.4	7.4	7.4	7.4	7.4	7.3	7.37	-
D.O. Saturation (%)	93.1	93.2	88.4	90.1	89.1	89.1	90.50	-
D.O. (mg/L)	6.5	6.6	6.0	6.2	6.0	6.1	6.22	6.05
Turbidity (NTU)	4.4	4.6	5.2	5.3	6.7	6.5	5.45	-
SS (mg/L)	4.0	5.0	6.0	6.0	6.0	7.0	5.67	-
Remarks	No dredging works was observed.							

Station	MPB2							
Time (hh:mm)	9:51-9:53							
Water Depth (m)	8.4							
Monitoring Depth (m)	1.0		4.2		7.4			
Trial	Trial 1	Trial 2	Trial 1	Trial 2	Trial 1	Trial 2	Depth-averaged	Bottom
Water Temperature (°C)	27.5	27.7	27.4	27.4	27.2	27.2	27.40	-
Salinity (ppt)	23.6	22.9	26.4	26.4	29.6	29.7	26.43	-
pH	7.5	7.5	7.4	7.4	7.4	7.4	7.42	-
D.O. Saturation (%)	96.8	94.5	86.7	86.1	84.7	85.4	89.03	-
D.O. (mg/L)	6.7	6.6	5.9	5.9	5.7	5.7	6.08	5.72
Turbidity (NTU)	4.6	4.3	6.3	6.5	9.7	9.5	6.82	-
SS (mg/L)	4.0	4.0	5.0	6.0	6.0	5.0	5.00	-
Remarks	No dredging works was observed.							

Station	MP							
Time (hh:mm)	9:39-9:40							
Water Depth (m)	5.3							
Monitoring Depth (m)	1.0		2.7		4.3			
Trial	Trial 1	Trial 2	Trial 1	Trial 2	Trial 1	Trial 2	Depth-averaged	Bottom
Water Temperature (°C)	27.4	27.4	-	-	27.3	27.3	27.36	-
Salinity (ppt)	24.6	25.5	-	-	27.8	27.6	26.38	-
pH	7.4	7.4	-	-	7.3	7.4	7.35	-
D.O. Saturation (%)	89.0	90.3	-	-	84.3	86.1	87.43	-
D.O. (mg/L)	6.1	6.2	-	-	5.7	5.8	5.97	5.78
Turbidity (NTU)	7.5	7.5	-	-	8.8	8.9	8.18	-
SS (mg/L)	9.0	9.0	-	-	7.0	8.0	8.25	-
Remarks	No dredging works was observed.							

Sampling Date	10/13/08
Weather & Ambient Temperature	Sunny, 29C

Station		C2 (NM5)							
Time (hh:mm)		12:05-12:07							
Water Depth (m)		20.8							
Monitoring Depth (m)		1.0		10.4		19.8			
Trial	Trial 1	Trial 2	Trial 1	Trial 2	Trial 1	Trial 2	Depth-averaged	Bottom	
Water Temperature (°C)	26.0	25.3	25.8	25.7	25.6	25.6	25.66	-	
Salinity (ppt)	27.9	28.4	28.7	28.7	29.1	29.1	28.65	-	
pH	7.9	7.9	8.0	8.0	8.0	8.0	7.97	-	
D.O. Saturation (%)	88.3	90.9	90.9	89.3	90.8	88.4	89.77	-	
D.O. (mg/L)	7.4	7.7	7.6	7.5	7.6	7.4	7.52	7.50	
Turbidity (NTU)	4.5	4.4	2.7	3.2	7.6	7.7	5.02	-	
SS (mg/L)	6.0	7.0	7.0	7.0	5.0	6.0	6.33	-	
Remarks	No dredging works was observed.								

Station		IMO1						Co-ordinates	
Time (hh:mm)		12:22-12:24						Northing	Easting
Water Depth (m)		10.4						22.20.852	113.53.687
Monitoring Depth (m)		1.0		5.2		9.4			
Trial	Trial 1	Trial 2	Trial 1	Trial 2	Trial 1	Trial 2	Depth-averaged	Bottom	
Water Temperature (°C)	25.5	25.6	25.5	25.5	25.5	25.5	25.54	-	
Salinity (ppt)	29.5	29.3	29.5	29.5	24.9	29.5	28.69	-	
pH	8.0	8.0	8.0	8.0	8.0	8.0	7.99	-	
D.O. Saturation (%)	89.1	89.3	87.0	90.1	92.2	90.4	89.68	-	
D.O. (mg/L)	7.4	7.5	7.3	7.5	7.9	7.55	7.53	7.74	
Turbidity (NTU)	6.1	6.8	10.5	10.8	10.7	10.7	9.27	-	
SS (mg/L)	8.0	7.0	7.0	6.0	4.0	4.0	6.00	-	
Remarks	No dredging works was observed.								

Station		IMO2						Co-ordinates	
Time (hh:mm)		12:36-12:37						Northing	Easting
Water Depth (m)		11.2						22.21.561	113.54.456
Monitoring Depth (m)		1.0		5.6		10.2			
Trial	Trial 1	Trial 2	Trial 1	Trial 2	Trial 1	Trial 2	Depth-averaged	Bottom	
Water Temperature (°C)	25.6	25.7	25.5	25.5	25.5	25.5	25.56	-	
Salinity (ppt)	29.3	29.3	29.5	29.5	29.7	29.6	29.49	-	
pH	8.0	8.0	8.0	8.0	8.0	8.0	7.99	-	
D.O. Saturation (%)	88.0	88.2	89.9	88.3	90.5	89.6	89.08	-	
D.O. (mg/L)	7.4	7.4	7.5	7.4	7.6	7.48	7.44	7.52	
Turbidity (NTU)	5.2	4.9	9.1	8.9	9.9	9.6	7.93	-	
SS (mg/L)	5.0	6.0	8.0	6.0	8.0	6.0	6.50	-	
Remarks	No dredging works was observed.								

Compliance with Action and Limit Level

Parameter	As in EM&A		C2*130%		IMO1		IMO2		MPB1		MPB2		MP	
	Action Level	Limit Level	Action Level	Limit Level	Exceedance of Action	Exceedance of Limit Level	Exceedance of Action Level	Exceedance of Limit Level	Exceedance of Action Level	Exceedance of Limit Level	Exceedance of Action Level	Exceedance of Limit Level	Exceedance of Action Level	Exceedance of Limit Level
DO (Bottom)	3.3	2.5	7.5	7.5	N	N	N	N	N	N	N	N	N	N
DO (Depth-averaged)	4.2	4.0	7.5	7.5	N	N	N	N	N	N	N	N	N	N
Turbidity (Depth-averaged)	29.0	49.0	6.5	6.5	N	N	N	N	N	N	N	N	N	N
SS (Depth-averaged)	24.0	37.0	8.2	8.2	N	N	N	N	N	N	N	N	N	N

Mid-Ebb

Station		MPB1							
Time (hh:mm)		11:39-11:40							
Water Depth (m)		8.5							
Monitoring Depth (m)		1.0		4.3		7.5			
Trial	Trial 1	Trial 2	Trial 1	Trial 2	Trial 1	Trial 2	Depth-averaged	Bottom	
Water Temperature (°C)	25.8	25.8	25.8	25.8	25.8	25.8	25.82	-	
Salinity (ppt)	28.2	28.3	28.8	28.3	28.3	28.2	28.36	-	
pH	8.0	8.0	8.0	8.0	8.0	8.0	7.97	-	
D.O. Saturation (%)	89.4	89.0	89.8	88.7	88.6	89.2	89.12	-	
D.O. (mg/L)	7.5	7.5	7.7	7.4	7.4	7.5	7.49	7.44	
Turbidity (NTU)	5.0	5.2	5.2	5.1	5.4	5.7	5.27	-	
SS (mg/L)	7.0	7.0	7.0	6.0	6.0	6.0	6.50	-	
Remarks	No dredging works was observed.								

Station		MPB2							
Time (hh:mm)		11:30-11:31							
Water Depth (m)		8.1							
Monitoring Depth (m)		1.0		4.1		7.1			
Trial	Trial 1	Trial 2	Trial 1	Trial 2	Trial 1	Trial 2	Depth-averaged	Bottom	
Water Temperature (°C)	25.7	25.7	25.7	25.7	25.7	25.7	25.69	-	
Salinity (ppt)	28.1	28.5	28.4	28.5	28.5	28.3	28.37	-	
pH	8.0	8.0	8.0	8.0	8.0	8.0	7.98	-	
D.O. Saturation (%)	90.4	89.6	89.6	89.3	89.7	90.2	89.80	-	
D.O. (mg/L)	7.6	7.5	7.5	7.5	7.5	7.6	7.53	7.54	
Turbidity (NTU)	6.2	6.4	5.9	6.5	6.4	6.4	6.30	-	
SS (mg/L)	6.0	7.0	5.0	6.0	6.0	8.0	6.33	-	
Remarks	No dredging works was observed.								

Station		MP							
Time (hh:mm)		11:48-11:49							
Water Depth (m)		5.7							
Monitoring Depth (m)		1.0		2.9		4.7			
Trial	Trial 1	Trial 2	Trial 1	Trial 2	Trial 1	Trial 2	Depth-averaged	Bottom	
Water Temperature (°C)	25.9	25.9	-	-	25.9	25.9	25.89	-	
Salinity (ppt)	27.8	27.8	-	-	27.8	27.9	27.83	-	
pH	7.9	7.9	-	-	7.9	7.9	7.93	-	
D.O. Saturation (%)	88.9	89.1	-	-	88.2	88.5	88.68	-	
D.O. (mg/L)	7.5	7.5	-	-	7.4	7.4	7.43	7.41	
Turbidity (NTU)	3.7	3.8	-	-	4.7	4.7	4.23	-	
SS (mg/L)	6.0	7.0	-	-	9.0	8.0	7.50	-	
Remarks	No dredging works was observed.								

Sampling Date	10/14/2008
Weather & Ambient Temperature	Sunny, 28C

Station	C2 (NM5)								
Time (hh:mm)	13:06-13:08								
Water Depth (m)	19.2								
Monitoring Depth (m)	1.0		9.6		18.2				
Trial	Trial 1	Trial 2	Trial 1	Trial 2	Trial 1	Trial 2	Depth-averaged	Bottom	
Water Temperature (°C)	28.5	28.6	28.4	28.3	27.9	27.8	28.24	-	
Salinity (ppt)	28.6	28.5	29.5	29.5	30.9	31.0	29.66	-	
pH	7.7	7.7	7.7	7.7	7.6	7.7	7.66	-	
D.O. Saturation (%)	83.8	82.9	79.6	77.8	74.0	76.3	79.07	-	
D.O. (mg/L)	5.6	5.5	5.3	5.2	4.9	5.1	5.27	5.01	
Turbidity (NTU)	5.6	5.6	7.6	7.2	11.2	11.1	8.05	-	
SS (mg/L)	8.0	8.0	7.0	8.0	9.0	8.0	8.00	-	
Remarks	No dredging works was observed.								

Station	IMO1						Co-ordinates	
Time (hh:mm)	12:05-12:07						Northing	Easting
Water Depth (m)	13.6						22.21.555	113.54.280
Monitoring Depth (m)	1.0		6.8		12.6			
Trial	Trial 1	Trial 2	Trial 1	Trial 2	Trial 1	Trial 2	Depth-averaged	Bottom
Water Temperature (°C)	28.3	28.3	28.3	28.2	28.2	28.1	28.23	-
Salinity (ppt)	24.6	24.6	29.3	29.4	29.7	29.9	27.92	-
pH	7.6	7.6	7.6	7.6	7.7	7.6	7.62	-
D.O. Saturation (%)	80.1	80.7	77.1	76.5	76.3	75.8	77.75	-
D.O. (mg/L)	5.5	5.5	5.2	5.1	5.1	5.06	5.24	5.08
Turbidity (NTU)	6.2	6.2	7.8	7.7	10.5	10.7	8.18	-
SS (mg/L)	6.0	6.0	7.0	9.0	8.0	10.0	7.67	-
Remarks	No dredging works was observed.							

Station	IMO2						Co-ordinates	
Time (hh:mm)	11:54-11:56						Northing	Easting
Water Depth (m)	14.8						22.21.192	113.55.055
Monitoring Depth (m)	1.0		7.4		13.8			
Trial	Trial 1	Trial 2	Trial 1	Trial 2	Trial 1	Trial 2	Depth-averaged	Bottom
Water Temperature (°C)	28.1	28.1	27.9	28.1	27.8	27.8	27.98	-
Salinity (ppt)	26.7	26.7	30.2	29.9	30.9	30.7	29.17	-
pH	7.6	7.6	7.7	7.7	7.7	7.7	7.66	-
D.O. Saturation (%)	76.7	78.0	71.9	74.3	73.2	71.8	74.32	-
D.O. (mg/L)	5.2	5.3	4.8	5.0	4.9	4.80	5.00	4.84
Turbidity (NTU)	7.3	7.2	8.6	8.7	11.1	11.0	8.98	-
SS (mg/L)	8.0	8.0	9.0	8.0	9.0	8.0	8.33	-
Remarks	No dredging works was observed.							

Compliance with Action and Limit Level

Parameter	As in EM&A		C2*130%		IMO1		IMO2		MPB1		MPB2		MP	
	Action Level	Limit Level	Action Level	Limit Level	Exceedance of Action	Exceedance of Limit Level	Exceedance of Action Level	Exceedance of Limit Level	Exceedance of Action Level	Exceedance of Limit Level	Exceedance of Action Level	Exceedance of Limit Level	Exceedance of Action Level	Exceedance of Limit Level
DO (Bottom)	3.3	2.5	5.0	5.0	N	N	N	N	N	N	N	N	N	N
DO (Depth-averaged)	4.2	4.0	5.3	5.3	N	N	N	N	N	N	N	N	N	N
Turbidity (Depth-averaged)	29.0	49.0	10.5	10.5	N	N	N	N	N	N	N	N	N	N
SS (Depth-averaged)	24.0	37.0	10.4	10.4	N	N	N	N	N	N	N	N	N	N

Mid-Ebb

Station	MPB1							
Time (hh:mm)	12:38-12:40							
Water Depth (m)	8.4							
Monitoring Depth (m)	1.0		4.2		7.4			
Trial	Trial 1	Trial 2	Trial 1	Trial 2	Trial 1	Trial 2	Depth-averaged	Bottom
Water Temperature (°C)	28.4	28.6	28.3	28.3	28.2	28.1	28.32	-
Salinity (ppt)	20.6	20.3	25.1	24.8	27.8	27.3	24.31	-
pH	7.4	7.4	7.6	7.5	7.5	7.5	7.49	-
D.O. Saturation (%)	76.9	78.1	73.9	73.7	74.0	72.8	74.90	-
D.O. (mg/L)	5.4	5.5	5.0	5.0	5.0	4.9	5.13	4.96
Turbidity (NTU)	6.3	6.6	7.1	7.0	7.5	7.6	7.02	-
SS (mg/L)	8.0	9.0	8.0	8.0	8.0	10.0	8.50	-
Remarks	No dredging works was observed.							

Station	MPB2							
Time (hh:mm)	12:27-12:31							
Water Depth (m)	9.2							
Monitoring Depth (m)	1.0		4.6		8.2			
Trial	Trial 1	Trial 2	Trial 1	Trial 2	Trial 1	Trial 2	Depth-averaged	Bottom
Water Temperature (°C)	28.6	28.5	28.3	28.3	28.3	28.3	28.36	-
Salinity (ppt)	18.5	20.5	27.1	24.8	28.0	27.7	24.44	-
pH	7.5	7.5	7.6	7.6	7.6	7.6	7.57	-
D.O. Saturation (%)	77.1	77.6	75.0	74.9	75.4	75.9	75.98	-
D.O. (mg/L)	5.4	5.4	5.1	5.1	5.1	5.1	5.20	5.08
Turbidity (NTU)	6.8	6.8	6.7	6.6	7.1	6.9	6.82	-
SS (mg/L)	9.0	10.0	10.0	8.0	8.0	8.0	8.83	-
Remarks	No dredging works was observed.							

Station	MP							
Time (hh:mm)	12:49-12:50							
Water Depth (m)	5.7							
Monitoring Depth (m)	1.0		2.9		4.7			
Trial	Trial 1	Trial 2	Trial 1	Trial 2	Trial 1	Trial 2	Depth-averaged	Bottom
Water Temperature (°C)	28.5	28.5	-	-	28.2	28.2	28.33	-
Salinity (ppt)	20.1	19.8	-	-	25.5	24.7	22.56	-
pH	7.4	7.5	-	-	7.5	7.4	7.45	-
D.O. Saturation (%)	77.9	77.2	-	-	75.7	78.4	77.30	-
D.O. (mg/L)	5.5	5.4	-	-	5.2	5.4	5.35	5.27
Turbidity (NTU)	9.3	9.3	-	-	9.5	9.6	9.43	-
SS (mg/L)	7.0	9.0	-	-	8.0	6.0	7.50	-
Remarks	No dredging works was observed.							

Sampling Date	10/15/08
Weather & Ambient Temperature	Sunny, 26C

Station	C2 (NM5)								
Time (hh:mm)	13:15-13:17								
Water Depth (m)	20.2								
Monitoring Depth (m)	1.0		10.1		19.2				
Trial	Trial 1	Trial 2	Trial 1	Trial 2	Trial 1	Trial 2	Depth-averaged	Bottom	
Water Temperature (°C)	26.0	25.4	25.8	25.8	25.6	25.6	25.71	-	
Salinity (ppt)	27.3	27.8	28.1	28.1	28.4	28.4	28.00	-	
pH	8.2	8.2	8.2	8.2	8.2	8.3	8.22	-	
D.O. Saturation (%)	104.8	107.4	107.4	105.8	107.3	104.9	106.27	-	
D.O. (mg/L)	8.2	8.5	8.4	8.3	8.4	8.2	8.31	8.29	
Turbidity (NTU)	1.2	1.1	7.8	8.3	12.7	12.8	7.32	-	
SS (mg/L)	8.0	8.0	8.0	10.0	8.0	9.0	8.50	-	
Remarks	Dredging works was observed.								

Station	IMO1						Co-ordinates	
Time (hh:mm)	13:32-13:33						Northing	Easting
Water Depth (m)	11.0						22.20.791	113.53.647
Monitoring Depth (m)	1.0		5.5		10.0			
Trial	Trial 1	Trial 2	Trial 1	Trial 2	Trial 1	Trial 2	Depth-averaged	Bottom
Water Temperature (°C)	25.6	25.7	25.6	25.6	25.6	25.6	25.59	-
Salinity (ppt)	28.8	28.6	28.9	28.8	24.2	28.9	28.04	-
pH	8.2	8.2	8.2	8.2	8.2	8.2	8.24	-
D.O. Saturation (%)	105.6	105.8	103.5	106.6	108.7	106.9	106.18	-
D.O. (mg/L)	8.2	8.2	8.1	8.3	8.7	8.34	8.32	8.53
Turbidity (NTU)	2.8	3.5	7.2	7.5	7.4	7.4	5.97	-
SS (mg/L)	8.0	10.0	8.0	10.0	8.0	8.0	8.67	-
Remarks	Dredging works was observed.							

Station	IMO2						Co-ordinates	
Time (hh:mm)	13:46-13:47						Northing	Easting
Water Depth (m)	11.8						22.21.511	113.54.436
Monitoring Depth (m)	1.0		5.9		10.8			
Trial	Trial 1	Trial 2	Trial 1	Trial 2	Trial 1	Trial 2	Depth-averaged	Bottom
Water Temperature (°C)	25.7	25.7	25.6	25.6	25.6	25.5	25.61	-
Salinity (ppt)	28.6	28.7	28.9	28.9	28.9	29.1	28.84	-
pH	8.2	8.2	8.2	8.3	8.2	8.2	8.24	-
D.O. Saturation (%)	104.5	104.7	106.4	104.8	106.1	107.0	105.58	-
D.O. (mg/L)	8.1	8.2	8.3	8.2	8.3	8.35	8.23	8.31
Turbidity (NTU)	1.9	1.6	5.8	5.6	6.3	6.6	4.63	-
SS (mg/L)	9.0	9.0	8.0	9.0	9.0	10.0	9.00	-
Remarks	Dredging works was observed.							

Compliance with Action and Limit Level

Parameter	As in EM&A		C2*130%		IMO1		IMO2		MPB1		MPB2		MP	
	Action Level	Limit Level	Action Level	Limit Level	Exceedance of Action	Exceedance of Limit Level	Exceedance of Action Level	Exceedance of Limit Level	Exceedance of Action Level	Exceedance of Limit Level	Exceedance of Action Level	Exceedance of Limit Level	Exceedance of Action Level	Exceedance of Limit Level
DO (Bottom)	3.3	2.5	8.3	8.3	N	N	N	N	N	N	N	N	N	N
DO (Depth-averaged)	4.2	4.0	8.3	8.3	N	N	N	N	N	N	N	N	N	N
Turbidity (Depth-averaged)	29.0	49.0	9.5	9.5	N	N	N	N	N	N	N	N	N	N
SS (Depth-averaged)	24.0	37.0	11.1	11.1	N	N	N	N	N	N	N	N	N	N

Mid-Ebb

Station	MPB1							
Time (hh:mm)	12:48-12:49							
Water Depth (m)	8.2							
Monitoring Depth (m)	1.0		4.1		7.2			
Trial	Trial 1	Trial 2	Trial 1	Trial 2	Trial 1	Trial 2	Depth-averaged	Bottom
Water Temperature (°C)	25.9	25.9	25.9	25.9	25.9	25.9	25.87	-
Salinity (ppt)	27.7	27.6	28.2	27.6	27.6	27.6	27.71	-
pH	8.2	8.2	8.2	8.2	8.2	8.2	8.22	-
D.O. Saturation (%)	105.5	105.9	106.3	105.2	105.1	105.7	105.62	-
D.O. (mg/L)	8.2	8.3	8.5	8.2	8.2	8.3	8.28	8.23
Turbidity (NTU)	6.1	5.9	6.1	6.0	6.3	6.6	6.17	-
SS (mg/L)	8.0	8.0	8.0	9.0	8.0	8.0	8.17	-
Remarks	Dredging works was observed.							

Station	MPB2							
Time (hh:mm)	12:40-12:41							
Water Depth (m)	8.5							
Monitoring Depth (m)	1.0		4.3		7.5			
Trial	Trial 1	Trial 2	Trial 1	Trial 2	Trial 1	Trial 2	Depth-averaged	Bottom
Water Temperature (°C)	25.8	25.7	25.7	25.7	25.7	25.7	25.74	-
Salinity (ppt)	27.4	27.8	27.8	27.9	27.6	27.8	27.72	-
pH	8.2	8.2	8.2	8.2	8.2	8.2	8.23	-
D.O. Saturation (%)	106.9	106.1	106.1	105.8	106.7	106.2	106.30	-
D.O. (mg/L)	8.4	8.3	8.3	8.3	8.4	8.3	8.32	8.33
Turbidity (NTU)	7.1	7.3	6.8	7.4	7.3	7.3	7.20	-
SS (mg/L)	8.0	10.0	9.0	9.0	8.0	9.0	8.83	-
Remarks	Dredging works was observed.							

Station	MP							
Time (hh:mm)	12:58-12:58							
Water Depth (m)	5.6							
Monitoring Depth (m)	1.0		2.8		4.6			
Trial	Trial 1	Trial 2	Trial 1	Trial 2	Trial 1	Trial 2	Depth-averaged	Bottom
Water Temperature (°C)	26.0	25.9	-	-	26.0	25.9	25.94	-
Salinity (ppt)	27.1	27.2	-	-	27.2	27.3	27.18	-
pH	8.2	8.2	-	-	8.2	8.2	8.18	-
D.O. Saturation (%)	105.4	105.6	-	-	104.7	105.0	105.18	-
D.O. (mg/L)	8.2	8.3	-	-	8.2	8.2	8.22	8.20
Turbidity (NTU)	4.6	4.7	-	-	5.6	5.6	5.13	-
SS (mg/L)	9.0	10.0	-	-	10.0	9.0	9.50	-
Remarks	Dredging works was observed.							

Sampling Date	10/16/08
Weather & Ambient Temperature	Sunny, 29C

Station	C2 (NM5)								
Time (hh:mm)	13:28-13:31								
Water Depth (m)	20.2								
Monitoring Depth (m)	1.0		10.1		19.2				
Trial	Trial 1	Trial 2	Trial 1	Trial 2	Trial 1	Trial 2	Depth-averaged	Bottom	
Water Temperature (°C)	27.4	27.4	26.8	26.7	26.5	26.6	26.90	-	
Salinity (ppt)	22.4	22.4	27.2	27.3	28.3	28.3	25.97	-	
pH	7.0	7.0	7.1	7.1	7.1	7.1	7.06	-	
D.O. Saturation (%)	82.9	82.1	79.7	78.7	82.4	82.2	81.33	-	
D.O. (mg/L)	5.7	5.6	5.4	5.3	5.6	5.5	5.52	5.55	
Turbidity (NTU)	8.7	8.4	9.5	9.3	12.0	11.6	9.92	-	
SS (mg/L)	11.0	11.0	8.0	8.0	10.0	12.0	10.00	-	
Remarks	Dredging works was observed.								

Station	IMO1						Co-ordinates	
Time (hh:mm)	14:20-14:23						Northing	Easting
Water Depth (m)	9.2						22.21.579	113.54.275
Monitoring Depth (m)	1.0		4.6		8.2			
Trial	Trial 1	Trial 2	Trial 1	Trial 2	Trial 1	Trial 2	Depth-averaged	Bottom
Water Temperature (°C)	27.7	27.6	26.3	26.3	26.2	26.2	26.71	-
Salinity (ppt)	28.2	28.1	29.2	29.2	29.6	29.6	28.98	-
pH	7.1	7.1	7.1	7.1	7.2	7.2	7.13	-
D.O. Saturation (%)	82.2	81.6	76.6	75.2	78.0	78.3	78.65	-
D.O. (mg/L)	5.5	5.5	5.0	5.1	5.3	5.27	5.26	5.26
Turbidity (NTU)	11.1	10.8	12.6	13.0	14.7	14.3	12.75	-
SS (mg/L)	9.0	8.0	8.0	10.0	9.0	9.0	8.83	-
Remarks	Dredging works was observed.							

Station	IMO2						Co-ordinates	
Time (hh:mm)	14:31-14:33						Northing	Easting
Water Depth (m)	10.4						22.21.234	113.54.894
Monitoring Depth (m)	1.0		5.2		9.4			
Trial	Trial 1	Trial 2	Trial 1	Trial 2	Trial 1	Trial 2	Depth-averaged	Bottom
Water Temperature (°C)	27.0	27.1	26.3	26.3	26.1	26.1	26.47	-
Salinity (ppt)	28.7	28.7	29.6	29.5	29.8	29.8	29.35	-
pH	7.1	7.1	7.1	7.1	7.1	7.0	7.07	-
D.O. Saturation (%)	82.7	83.5	81.4	80.4	81.1	82.4	81.92	-
D.O. (mg/L)	5.5	5.6	5.5	5.4	5.5	5.56	5.51	5.55
Turbidity (NTU)	10.0	10.3	10.8	11.2	12.5	12.3	11.18	-
SS (mg/L)	10.0	10.0	9.0	8.0	8.0	8.0	8.83	-
Remarks	Dredging works was observed.							

Compliance with Action and Limit Level

Parameter	As in EM&A		C2*130%		IMO1		IMO2		MPB1		MPB2		MP	
	Action Level	Limit Level	Action Level	Limit Level	Exceedance of Action	Exceedance of Limit Level	Exceedance of Action Level	Exceedance of Limit Level	Exceedance of Action Level	Exceedance of Limit Level	Exceedance of Action Level	Exceedance of Limit Level	Exceedance of Action Level	Exceedance of Limit Level
DO (Bottom)	3.3	2.5	5.6	5.6	N	N	N	N	N	N	N	N	N	N
DO (Depth-averaged)	4.2	4.0	5.5	5.5	N	N	N	N	N	N	N	N	N	N
Turbidity (Depth-averaged)	29.0	49.0	12.9	12.9	N	N	N	N	N	N	N	N	N	N
SS (Depth-averaged)	24.0	37.0	13.0	13.0	N	N	N	N	N	N	N	N	N	N

Mid-Ebb

Station	MPB1							
Time (hh:mm)	13:54-13:56							
Water Depth (m)	7.6							
Monitoring Depth (m)	1.0		3.8		6.6			
Trial	Trial 1	Trial 2	Trial 1	Trial 2	Trial 1	Trial 2	Depth-averaged	Bottom
Water Temperature (°C)	27.6	27.6	27.3	27.2	27.0	27.0	27.28	-
Salinity (ppt)	22.3	22.2	24.5	24.4	26.1	26.1	24.25	-
pH	7.0	7.0	7.0	7.1	7.1	7.1	7.04	-
D.O. Saturation (%)	84.5	83.3	83.5	82.8	85.5	86.6	84.37	-
D.O. (mg/L)	5.8	5.8	5.7	5.7	5.8	5.9	5.76	5.84
Turbidity (NTU)	9.3	9.0	10.0	10.1	10.7	10.5	9.93	-
SS (mg/L)	8.0	10.0	9.0	9.0	9.0	8.0	8.83	-
Remarks	Dredging works was observed.							

Station	MPB2							
Time (hh:mm)	14:05-14:07							
Water Depth (m)	8.8							
Monitoring Depth (m)	1.0		4.4		7.8			
Trial	Trial 1	Trial 2	Trial 1	Trial 2	Trial 1	Trial 2	Depth-averaged	Bottom
Water Temperature (°C)	27.6	27.6	27.3	27.3	27.2	27.2	27.35	-
Salinity (ppt)	22.6	22.6	24.7	24.6	25.0	25.1	24.09	-
pH	7.0	7.0	7.1	7.1	7.1	7.1	7.06	-
D.O. Saturation (%)	84.5	84.3	85.4	85.1	86.2	87.2	85.45	-
D.O. (mg/L)	5.8	5.8	5.8	5.8	5.9	5.9	5.83	5.90
Turbidity (NTU)	8.2	8.3	8.6	8.7	9.4	9.1	8.72	-
SS (mg/L)	6.0	7.0	9.0	8.0	9.0	8.0	7.83	-
Remarks	Dredging works was observed.							

Station	MP							
Time (hh:mm)	13:45-13:47							
Water Depth (m)	5.4							
Monitoring Depth (m)	1.0		2.7		4.4			
Trial	Trial 1	Trial 2	Trial 1	Trial 2	Trial 1	Trial 2	Depth-averaged	Bottom
Water Temperature (°C)	27.5	27.6	-	-	27.2	27.2	27.37	-
Salinity (ppt)	23.7	23.6	-	-	24.7	24.7	24.17	-
pH	7.1	7.0	-	-	7.1	7.1	7.06	-
D.O. Saturation (%)	90.2	91.2	-	-	92.5	93.0	91.73	-
D.O. (mg/L)	6.2	6.2	-	-	6.3	6.3	6.26	6.31
Turbidity (NTU)	7.3	7.1	-	-	9.2	9.1	8.18	-
SS (mg/L)	9.0	9.0	-	-	10.0	12.0	10.00	-
Remarks	Dredging works was observed.							

Sampling Date	10/17/2008
Weather & Ambient Temperature	Sunny, 28C

Station	C2 (NM5)								
Time (hh:mm)	8:52-8:54								
Water Depth (m)	19.4								
Monitoring Depth (m)	1.0		9.7		18.4				
Trial	Trial 1	Trial 2	Trial 1	Trial 2	Trial 1	Trial 2	Depth-averaged	Bottom	
Water Temperature (°C)	27.6	27.6	27.5	27.5	27.0	27.0	27.34	-	
Salinity (ppt)	27.2	27.7	28.7	28.9	30.4	30.5	28.89	-	
pH	7.5	7.5	7.5	7.5	7.5	7.4	7.50	-	
D.O. Saturation (%)	85.5	84.1	81.9	79.8	77.5	77.9	81.12	-	
D.O. (mg/L)	5.8	5.7	5.5	5.4	5.2	5.2	5.46	5.22	
Turbidity (NTU)	6.0	5.9	8.1	7.2	12.2	9.6	8.17	-	
SS (mg/L)	10.0	9.0	9.0	9.0	11.0	9.0	9.50	-	
Remarks	Dredging works was observed.								

Station	IMO1						Co-ordinates	
Time (hh:mm)	8:16-8:19						Northing	Easting
Water Depth (m)	8.4						22.21.505	113.54.128
Monitoring Depth (m)	1.0		4.2		7.4			
Trial	Trial 1	Trial 2	Trial 1	Trial 2	Trial 1	Trial 2	Depth-averaged	Bottom
Water Temperature (°C)	27.7	27.6	27.4	27.3	27.3	27.2	27.43	-
Salinity (ppt)	23.8	23.2	28.1	28.2	29.4	29.1	26.98	-
pH	7.5	7.5	7.5	7.5	7.5	7.5	7.49	-
D.O. Saturation (%)	83.0	83.3	80.5	79.3	79.0	77.8	80.48	-
D.O. (mg/L)	5.7	5.8	5.4	5.4	5.3	5.24	5.47	5.27
Turbidity (NTU)	8.0	8.0	7.0	6.8	8.1	7.6	7.58	-
SS (mg/L)	9.0	9.0	10.0	8.0	9.0	8.0	8.83	-
Remarks	Dredging works was observed.							

Station	IMO2						Co-ordinates	
Time (hh:mm)	7:57-7:58						Northing	Easting
Water Depth (m)	7.6						22.21.261	113.54.823
Monitoring Depth (m)	1.0		3.8		6.6			
Trial	Trial 1	Trial 2	Trial 1	Trial 2	Trial 1	Trial 2	Depth-averaged	Bottom
Water Temperature (°C)	27.3	27.3	27.0	27.2	26.9	26.9	27.11	-
Salinity (ppt)	26.0	25.2	28.5	28.1	30.8	29.1	27.93	-
pH	7.5	7.5	7.5	7.5	7.5	7.5	7.48	-
D.O. Saturation (%)	78.3	78.7	74.8	76.6	74.9	74.3	76.27	-
D.O. (mg/L)	5.4	5.4	5.1	5.2	5.0	5.02	5.18	5.02
Turbidity (NTU)	8.6	8.7	8.6	8.6	10.0	9.7	9.03	-
SS (mg/L)	12.0	10.0	11.0	9.0	8.0	8.0	9.67	-
Remarks	Dredging works was observed.							

Compliance with Action and Limit Level

Parameter	As in EM&A		C2*130%		IMO1		IMO2		MPB1		MPB2		MP	
	Action Level	Limit Level	Action Level	Limit Level	Exceedance of Action	Exceedance of Limit Level	Exceedance of Action Level	Exceedance of Limit Level	Exceedance of Action Level	Exceedance of Limit Level	Exceedance of Action Level	Exceedance of Limit Level	Exceedance of Action Level	Exceedance of Limit Level
DO (Bottom)	3.3	2.5	5.2	5.2	N	N	N	N	N	N	N	N	N	N
DO (Depth-averaged)	4.2	4.0	5.5	5.5	N	N	N	N	N	N	N	N	N	N
Turbidity (Depth-averaged)	29.0	49.0	10.6	10.6	N	N	N	N	N	N	N	N	N	N
SS (Depth-averaged)	24.0	37.0	12.4	12.4	N	N	N	N	N	N	N	N	N	N

Mid-Ebb

Station	MPB1							
Time (hh:mm)	8:25-8:26							
Water Depth (m)	6.4							
Monitoring Depth (m)	1.0		3.2		5.4			
Trial	Trial 1	Trial 2	Trial 1	Trial 2	Trial 1	Trial 2	Depth-averaged	Bottom
Water Temperature (°C)	28.0	27.9	27.6	27.6	27.4	27.4	27.62	-
Salinity (ppt)	19.5	21.5	25.6	25.5	27.3	27.5	24.50	-
pH	7.4	7.4	7.5	7.5	7.5	7.5	7.44	-
D.O. Saturation (%)	80.8	79.0	77.3	76.9	77.4	76.6	78.00	-
D.O. (mg/L)	5.7	5.5	5.3	5.2	5.3	5.2	5.34	5.22
Turbidity (NTU)	9.1	8.5	8.3	8.3	8.7	9.1	8.67	-
SS (mg/L)	10.0	9.0	8.0	8.0	10.0	8.0	8.83	-
Remarks	Dredging works was observed.							

Station	MPB2							
Time (hh:mm)	8:05-8:07							
Water Depth (m)	7.8							
Monitoring Depth (m)	1.0		3.9		6.8			
Trial	Trial 1	Trial 2	Trial 1	Trial 2	Trial 1	Trial 2	Depth-averaged	Bottom
Water Temperature (°C)	27.8	27.9	27.5	27.6	27.5	27.4	27.62	-
Salinity (ppt)	21.4	20.5	25.9	25.3	26.2	26.5	24.29	-
pH	7.4	7.4	7.4	7.4	7.4	7.4	7.39	-
D.O. Saturation (%)	80.7	80.8	78.3	77.8	78.6	79.4	79.27	-
D.O. (mg/L)	5.6	5.6	5.3	5.3	5.3	5.4	5.43	5.37
Turbidity (NTU)	8.2	8.4	7.2	7.0	7.2	6.9	7.48	-
SS (mg/L)	9.0	10.0	9.0	9.0	9.0	10.0	9.33	-
Remarks	Dredging works was observed.							

Station	MP							
Time (hh:mm)	8:33-8:34							
Water Depth (m)	5.6							
Monitoring Depth (m)	1.0		2.8		4.6			
Trial	Trial 1	Trial 2	Trial 1	Trial 2	Trial 1	Trial 2	Depth-averaged	Bottom
Water Temperature (°C)	27.9	27.9	-	-	27.5	27.5	27.70	-
Salinity (ppt)	21.7	20.7	-	-	26.0	26.3	23.66	-
pH	7.4	7.4	-	-	7.4	7.4	7.38	-
D.O. Saturation (%)	80.6	80.3	-	-	78.5	80.8	80.05	-
D.O. (mg/L)	5.6	5.6	-	-	5.3	5.5	5.50	5.41
Turbidity (NTU)	8.5	8.7	-	-	8.3	7.8	8.33	-
SS (mg/L)	9.0	8.0	-	-	10.0	10.0	9.25	-
Remarks	Dredging works was observed.							

Sampling Date	10/18/08
Weather & Ambient Temperature	Cloudy, 28C

Station	C2 (NM5)								
Time (hh:mm)	14:14-14:16								
Water Depth (m)	19.2								
Monitoring Depth (m)	1.0		9.6		18.2				
Trial	Trial 1	Trial 2	Trial 1	Trial 2	Trial 1	Trial 2	Depth-averaged	Bottom	
Water Temperature (°C)	27.3	27.3	27.2	27.2	27.2	27.2	27.25	-	
Salinity (ppt)	24.7	29.6	30.4	30.5	30.6	30.6	29.36	-	
pH	7.3	7.3	7.3	7.3	7.2	7.3	7.27	-	
D.O. Saturation (%)	82.2	81.0	80.5	79.6	80.6	82.9	81.13	-	
D.O. (mg/L)	5.7	5.4	5.4	5.3	5.4	5.5	5.46	5.47	
Turbidity (NTU)	8.2	8.4	13.3	12.9	15.4	15.9	12.35	-	
SS (mg/L)	8.0	8.0	12.0	10.0	15.0	14.0	11.17	-	
Remarks	Dredging works was observed.								

Station	IMO1						Co-ordinates	
Time (hh:mm)	15:14-15:15						Northing	Easting
Water Depth (m)	9.2						22.21.309	113.53.841
Monitoring Depth (m)	1.0		4.6		8.2			
Trial	Trial 1	Trial 2	Trial 1	Trial 2	Trial 1	Trial 2	Depth-averaged	Bottom
Water Temperature (°C)	27.6	27.6	27.3	27.3	27.3	27.3	27.41	-
Salinity (ppt)	26.0	26.0	26.8	26.9	27.7	28.0	26.88	-
pH	7.3	7.3	7.3	7.3	7.3	7.3	7.30	-
D.O. Saturation (%)	72.6	72.7	72.4	71.5	73.5	72.6	72.55	-
D.O. (mg/L)	5.0	5.0	4.9	4.9	5.0	4.92	4.94	4.96
Turbidity (NTU)	8.3	8.1	11.3	11.0	13.7	13.2	10.93	-
SS (mg/L)	7.0	9.0	8.0	8.0	7.0	7.0	7.67	-
Remarks	Dredging works was observed.							

Station	IMO2						Co-ordinates	
Time (hh:mm)	15:03-15:04						Northing	Easting
Water Depth (m)	13.2						22.21.091	113.56.894
Monitoring Depth (m)	1.0		6.6		12.2			
Trial	Trial 1	Trial 2	Trial 1	Trial 2	Trial 1	Trial 2	Depth-averaged	Bottom
Water Temperature (°C)	27.4	27.3	27.1	27.2	27.2	27.1	27.21	-
Salinity (ppt)	28.6	28.7	29.2	29.1	30.4	30.5	29.41	-
pH	7.4	7.4	7.4	7.4	7.4	7.4	7.39	-
D.O. Saturation (%)	78.4	79.8	80.8	79.5	78.6	81.8	79.82	-
D.O. (mg/L)	5.3	5.4	5.5	5.4	5.3	5.49	5.38	5.38
Turbidity (NTU)	17.5	17.7	24.7	24.3	27.6	27.9	23.28	-
SS (mg/L)	18.0	18.0	15.0	15.0	15.0	18.0	16.50	-
Remarks	Dredging works was observed.							

Compliance with Action and Limit Level

Parameter	As in EM&A		C2*130%		IMO1		IMO2		MPB1		MPB2		MP	
	Action Level	Limit Level	Action Level	Limit Level	Exceedance of Action	Exceedance of Limit Level	Exceedance of Action Level	Exceedance of Limit Level	Exceedance of Action Level	Exceedance of Limit Level	Exceedance of Action Level	Exceedance of Limit Level	Exceedance of Action Level	Exceedance of Limit Level
DO (Bottom)	3.3	2.5	5.5	5.5	N	N	N	N	N	N	N	N	N	N
DO (Depth-averaged)	4.2	4.0	5.5	5.5	N	N	N	N	N	N	N	N	N	N
Turbidity (Depth-averaged)	29.0	49.0	16.1	16.1	N	N	N	N	N	N	N	N	N	N
SS (Depth-averaged)	24.0	37.0	14.5	14.5	N	N	N	N	N	N	N	N	N	N

Mid-Ebb

Station	MPB1							
Time (hh:mm)	14:41-14:42							
Water Depth (m)	8.0							
Monitoring Depth (m)	1.0		4.0		7.0			
Trial	Trial 1	Trial 2	Trial 1	Trial 2	Trial 1	Trial 2	Depth-averaged	Bottom
Water Temperature (°C)	27.5	27.5	27.3	27.3	27.3	27.3	27.39	-
Salinity (ppt)	26.1	26.1	26.7	26.8	27.3	27.3	26.73	-
pH	7.3	7.3	7.3	7.3	7.3	7.3	7.27	-
D.O. Saturation (%)	71.9	71.4	71.6	72.5	74.7	72.2	72.38	-
D.O. (mg/L)	4.9	4.9	4.9	4.9	5.1	4.9	4.93	5.00
Turbidity (NTU)	7.9	8.1	9.3	9.2	9.6	9.3	8.90	-
SS (mg/L)	8.0	6.0	8.0	8.0	8.0	9.0	7.83	-
Remarks	Dredging works was observed.							

Station	MPB2							
Time (hh:mm)	14:51-14:53							
Water Depth (m)	8.6							
Monitoring Depth (m)	1.0		4.3		7.6			
Trial	Trial 1	Trial 2	Trial 1	Trial 2	Trial 1	Trial 2	Depth-averaged	Bottom
Water Temperature (°C)	27.6	27.6	27.4	27.3	27.3	27.3	27.41	-
Salinity (ppt)	26.0	26.1	26.5	26.7	27.4	27.7	26.73	-
pH	7.3	7.3	7.3	7.3	7.3	7.3	7.27	-
D.O. Saturation (%)	73.4	73.4	71.4	72.0	74.3	72.1	72.77	-
D.O. (mg/L)	5.0	5.0	4.9	4.9	5.1	4.9	4.96	4.97
Turbidity (NTU)	7.1	7.3	8.6	8.9	9.5	9.7	8.52	-
SS (mg/L)	8.0	8.0	8.0	7.0	7.0	9.0	7.83	-
Remarks	Dredging works was observed.							

Station	MP							
Time (hh:mm)	14:30-14:31							
Water Depth (m)	5.7							
Monitoring Depth (m)	1.0		2.9		4.7			
Trial	Trial 1	Trial 2	Trial 1	Trial 2	Trial 1	Trial 2	Depth-averaged	Bottom
Water Temperature (°C)	27.5	27.5	-	-	27.5	27.4	27.51	-
Salinity (ppt)	26.2	26.3	-	-	26.3	26.3	26.29	-
pH	7.3	7.3	-	-	7.3	7.3	7.28	-
D.O. Saturation (%)	73.2	74.1	-	-	74.9	74.0	74.05	-
D.O. (mg/L)	5.0	5.1	-	-	5.1	5.1	5.05	5.08
Turbidity (NTU)	6.9	7.0	-	-	6.9	7.0	6.95	-
SS (mg/L)	9.0	10.0	-	-	9.0	9.0	9.25	-
Remarks	Dredging works was observed.							

Sampling Date	10/20/08
Weather & Ambient Temperature	Fine, 27C

Station	C2 (NM5)								
Time (hh:mm)	16:12-16:14								
Water Depth (m)	20.2								
Monitoring Depth (m)	1.0		10.1		19.2				
Trial	Trial 1	Trial 2	Trial 1	Trial 2	Trial 1	Trial 2	Depth-averaged	Bottom	
Water Temperature (°C)	25.0	24.7	24.0	24.0	23.9	24.0	24.24	-	
Salinity (ppt)	25.6	26.1	29.5	29.5	29.8	29.6	28.34	-	
pH	7.9	7.9	7.9	7.9	7.9	7.9	7.89	-	
D.O. Saturation (%)	82.2	81.8	82.1	81.2	81.6	82.4	81.88	-	
D.O. (mg/L)	6.2	6.2	6.2	6.1	6.2	6.2	6.19	6.19	
Turbidity (NTU)	3.7	3.8	3.8	3.7	4.6	4.7	4.05	-	
SS (mg/L)	6.0	6.0	8.0	8.0	7.0	6.0	6.83	-	
Remarks	Dredging works was observed.								

Station	IMO1						Co-ordinates	
Time (hh:mm)	15:54-15:55						Northing	Easting
Water Depth (m)	8.8						22.21.211	113.53.761
Monitoring Depth (m)	1.0		4.4		7.8			
Trial	Trial 1	Trial 2	Trial 1	Trial 2	Trial 1	Trial 2	Depth-averaged	Bottom
Water Temperature (°C)	25.1	26.8	23.9	24.0	24.1	23.7	24.60	-
Salinity (ppt)	27.4	26.6	29.6	29.6	29.4	29.6	28.70	-
pH	7.9	7.9	7.9	7.9	7.9	7.9	7.91	-
D.O. Saturation (%)	83.3	81.3	83.0	82.8	83.6	84.4	83.07	-
D.O. (mg/L)	6.2	5.9	6.3	6.2	6.3	6.39	6.23	6.34
Turbidity (NTU)	3.4	3.6	3.5	3.5	3.6	3.5	3.52	-
SS (mg/L)	6.0	6.0	6.0	5.0	5.0	5.0	5.50	-
Remarks	Dredging works was observed.							

Station	IMO2						Co-ordinates	
Time (hh:mm)	15:41-15:43						Northing	Easting
Water Depth (m)	8.6						22.21.267	113.54.581
Monitoring Depth (m)	1.0		4.3		7.6			
Trial	Trial 1	Trial 2	Trial 1	Trial 2	Trial 1	Trial 2	Depth-averaged	Bottom
Water Temperature (°C)	25.5	23.9	23.9	23.9	23.8	23.9	24.13	-
Salinity (ppt)	27.6	36.5	29.7	29.7	29.9	29.6	30.51	-
pH	7.9	7.9	7.9	8.0	7.9	8.0	7.96	-
D.O. Saturation (%)	83.6	91.5	82.6	82.4	84.4	81.7	84.37	-
D.O. (mg/L)	6.2	7.8	6.2	6.3	6.4	6.22	6.51	6.30
Turbidity (NTU)	2.8	2.9	3.5	3.4	3.9	4.0	3.42	-
SS (mg/L)	6.0	5.0	6.0	6.0	6.0	8.0	6.17	-
Remarks	Dredging works was observed.							

Compliance with Action and Limit Level

Parameter	As in EM&A		C2*130%		IMO1		IMO2		MPB1		MPB2		MP	
	Action Level	Limit Level	Action Level	Limit Level	Exceedance of Action	Exceedance of Limit Level	Exceedance of Action Level	Exceedance of Limit Level	Exceedance of Action Level	Exceedance of Limit Level	Exceedance of Action Level	Exceedance of Limit Level	Exceedance of Action Level	Exceedance of Limit Level
DO (Bottom)	3.3	2.5	6.2	6.2	N	N	N	N	N	N	N	N	N	N
DO (Depth-averaged)	4.2	4.0	6.2	6.2	N	N	N	N	N	N	N	N	N	N
Turbidity (Depth-averaged)	29.0	49.0	5.3	5.3	N	N	N	N	N	N	N	N	N	N
SS (Depth-averaged)	24.0	37.0	8.9	8.9	N	N	N	N	N	N	N	N	N	N

Mid-Ebb

Station	MPB1							
Time (hh:mm)	16:32-16:32							
Water Depth (m)	8.4							
Monitoring Depth (m)	1.0		4.2		7.4			
Trial	Trial 1	Trial 2	Trial 1	Trial 2	Trial 1	Trial 2	Depth-averaged	Bottom
Water Temperature (°C)	24.7	24.7	24.2	24.2	24.4	24.1	24.40	-
Salinity (ppt)	25.9	26.4	26.7	27.2	28.9	29.2	27.38	-
pH	7.9	7.9	7.9	7.9	7.9	7.9	7.89	-
D.O. Saturation (%)	82.3	82.1	82.8	82.9	83.5	84.7	83.05	-
D.O. (mg/L)	6.3	6.2	6.3	6.3	6.3	6.4	6.29	6.33
Turbidity (NTU)	10.7	10.7	10.8	10.9	11.4	11.3	10.97	-
SS (mg/L)	5.0	7.0	5.0	7.0	6.0	6.0	6.00	-
Remarks	Dredging works was observed.							

Station	MPB2							
Time (hh:mm)	16:40-16:42							
Water Depth (m)	9.1							
Monitoring Depth (m)	1.0		4.6		8.1			
Trial	Trial 1	Trial 2	Trial 1	Trial 2	Trial 1	Trial 2	Depth-averaged	Bottom
Water Temperature (°C)	24.8	25.0	24.1	24.4	24.2	24.4	24.48	-
Salinity (ppt)	26.2	25.9	28.7	26.8	28.4	28.9	27.46	-
pH	7.9	7.9	7.9	7.9	7.9	7.9	7.90	-
D.O. Saturation (%)	80.7	78.7	81.6	78.4	82.7	77.8	79.98	-
D.O. (mg/L)	6.1	6.0	6.2	6.0	6.3	5.8	6.05	6.05
Turbidity (NTU)	6.2	6.3	7.3	7.2	8.5	8.4	7.32	-
SS (mg/L)	6.0	6.0	6.0	6.0	7.0	6.0	6.17	-
Remarks	Dredging works was observed.							

Station	MP							
Time (hh:mm)	16:23-16:23							
Water Depth (m)	5.8							
Monitoring Depth (m)	1.0		2.9		4.8			
Trial	Trial 1	Trial 2	Trial 1	Trial 2	Trial 1	Trial 2	Depth-averaged	Bottom
Water Temperature (°C)	24.8	24.8	-	-	25.0	24.9	24.88	-
Salinity (ppt)	25.7	24.5	-	-	25.8	26.9	25.73	-
pH	7.9	7.9	-	-	7.9	7.9	7.90	-
D.O. Saturation (%)	80.9	81.3	-	-	80.9	80.4	80.88	-
D.O. (mg/L)	6.1	6.2	-	-	6.1	6.1	6.13	6.08
Turbidity (NTU)	7.2	7.2	-	-	7.4	7.4	7.30	-
SS (mg/L)	6.0	6.0	-	-	4.0	5.0	5.25	-
Remarks	Dredging works was observed.							

Sampling Date	10/21/2008
Weather & Ambient Temperature	Sunny, 28C

Station	C2 (NM5)								
Time (hh:mm)	6:11-6:14								
Water Depth (m)	21.0								
Monitoring Depth (m)	1.0		10.5		20.0				
Trial	Trial 1	Trial 2	Trial 1	Trial 2	Trial 1	Trial 2	Depth-averaged	Bottom	
Water Temperature (°C)	27.6	27.6	26.3	26.2	25.3	25.2	26.37	-	
Salinity (ppt)	22.4	22.3	26.5	26.6	29.3	29.5	26.09	-	
pH	7.5	7.5	7.6	7.6	7.5	7.5	7.54	-	
D.O. Saturation (%)	79.9	78.2	69.9	67.4	64.7	65.5	70.93	-	
D.O. (mg/L)	5.5	5.3	4.8	4.6	4.4	4.5	4.84	4.45	
Turbidity (NTU)	5.7	5.7	7.6	7.7	9.2	9.6	7.58	-	
SS (mg/L)	5.0	4.0	4.0	4.0	6.0	4.0	4.50	-	
Remarks	Dredging works was observed.								

Station	IMO1						Co-ordinates	
Time (hh:mm)	5:00-5:03						Northing	Easting
Water Depth (m)	7.8						22.21.225	113.53.667
Monitoring Depth (m)	1.0		3.9		6.8			
Trial	Trial 1	Trial 2	Trial 1	Trial 2	Trial 1	Trial 2	Depth-averaged	Bottom
Water Temperature (°C)	27.4	27.4	26.4	26.5	26.3	26.1	26.66	-
Salinity (ppt)	21.9	21.9	25.6	25.5	26.3	26.5	24.61	-
pH	7.5	7.5	7.6	7.6	7.6	7.6	7.56	-
D.O. Saturation (%)	77.4	78.7	71.1	72.2	72.3	71.1	73.80	-
D.O. (mg/L)	5.3	5.4	4.9	4.9	4.9	4.86	5.05	4.90
Turbidity (NTU)	5.8	5.8	7.2	7.4	9.9	9.1	7.53	-
SS (mg/L)	4.0	4.0	4.0	5.0	4.0	5.0	4.33	-
Remarks	Dredging works was observed.							

Station	IMO2						Co-ordinates	
Time (hh:mm)	4:49-4:52						Northing	Easting
Water Depth (m)	6.8						22.21.106	113.54.516
Monitoring Depth (m)	1.0		3.4		5.8			
Trial	Trial 1	Trial 2	Trial 1	Trial 2	Trial 1	Trial 2	Depth-averaged	Bottom
Water Temperature (°C)	26.9	26.9	26.1	26.3	26.0	26.0	26.35	-
Salinity (ppt)	23.2	23.2	26.1	25.7	26.6	26.6	25.23	-
pH	7.6	7.6	7.6	7.6	7.6	7.6	7.59	-
D.O. Saturation (%)	74.7	74.7	67.4	68.9	68.2	68.7	70.43	-
D.O. (mg/L)	5.1	5.1	4.6	4.7	4.7	4.71	4.83	4.70
Turbidity (NTU)	7.0	7.2	9.7	9.6	10.1	9.9	8.92	-
SS (mg/L)	4.0	5.0	5.0	4.0	4.0	4.0	4.33	-
Remarks	Dredging works was observed.							

Compliance with Action and Limit Level

Parameter	As in EM&A		C2*130%		IMO1		IMO2		MPB1		MPB2		MP	
	Action Level	Limit Level	Action Level	Limit Level	Exceedance of Action	Exceedance of Limit Level	Exceedance of Action Level	Exceedance of Limit Level	Exceedance of Action Level	Exceedance of Limit Level	Exceedance of Action Level	Exceedance of Limit Level	Exceedance of Action Level	Exceedance of Limit Level
DO (Bottom)	3.3	2.5	4.4	4.4	N	N	N	N	N	N	N	N	N	N
DO (Depth-averaged)	4.2	4.0	4.8	4.8	N	N	N	N	N	N	N	N	N	N
Turbidity (Depth-averaged)	29.0	49.0	9.9	9.9	N	N	N	N	N	N	N	N	N	N
SS (Depth-averaged)	24.0	37.0	5.9	5.9	N	N	N	N	N	N	N	N	N	N

Mid-Ebb

Station	MPB1							
Time (hh:mm)	5:41-5:44							
Water Depth (m)	8.5							
Monitoring Depth (m)	1.0		4.3		7.5			
Trial	Trial 1	Trial 2	Trial 1	Trial 2	Trial 1	Trial 2	Depth-averaged	Bottom
Water Temperature (°C)	27.5	27.5	26.6	26.6	26.2	26.2	26.75	-
Salinity (ppt)	18.8	19.1	23.3	23.2	25.7	25.6	22.61	-
pH	7.4	7.4	7.5	7.5	7.5	7.5	7.47	-
D.O. Saturation (%)	74.4	73.5	68.1	68.0	67.5	68.7	70.03	-
D.O. (mg/L)	5.2	5.1	4.7	4.7	4.6	4.7	4.84	4.68
Turbidity (NTU)	6.4	6.3	8.7	8.9	10.3	9.7	8.38	-
SS (mg/L)	4.0	3.0	5.0	4.0	4.0	3.0	3.83	-
Remarks	Dredging works was observed.							

Station	MPB2							
Time (hh:mm)	5:31-5:33							
Water Depth (m)	9.4							
Monitoring Depth (m)	1.0		4.7		8.4			
Trial	Trial 1	Trial 2	Trial 1	Trial 2	Trial 1	Trial 2	Depth-averaged	Bottom
Water Temperature (°C)	28.0	27.8	26.5	26.6	26.3	26.4	26.92	-
Salinity (ppt)	17.2	17.4	24.1	23.5	25.2	24.8	22.02	-
pH	7.5	7.5	7.5	7.5	7.5	7.5	7.52	-
D.O. Saturation (%)	76.3	75.8	69.3	68.8	72.0	72.0	72.37	-
D.O. (mg/L)	5.3	5.3	4.8	4.7	4.9	4.9	5.00	4.94
Turbidity (NTU)	6.5	6.5	9.2	9.4	10.4	11.3	8.88	-
SS (mg/L)	5.0	5.0	4.0	5.0	4.0	5.0	4.67	-
Remarks	Dredging works was observed.							

Station	MP							
Time (hh:mm)	5:58-6:00							
Water Depth (m)	5.9							
Monitoring Depth (m)	1.0		3.0		4.9			
Trial	Trial 1	Trial 2	Trial 1	Trial 2	Trial 1	Trial 2	Depth-averaged	Bottom
Water Temperature (°C)	27.6	27.5	-	-	26.5	26.6	27.05	-
Salinity (ppt)	19.2	18.5	-	-	23.7	23.8	21.31	-
pH	7.4	7.4	-	-	7.4	7.4	7.38	-
D.O. Saturation (%)	75.2	74.8	-	-	71.3	73.9	73.80	-
D.O. (mg/L)	5.2	5.2	-	-	4.9	5.1	5.10	5.00
Turbidity (NTU)	6.2	6.2	-	-	12.5	12.8	9.43	-
SS (mg/L)	4.0	4.0	-	-	4.0	3.0	3.75	-
Remarks	Dredging works was observed.							

Sampling Date	10/23/08
Weather & Ambient Temperature	Fine, 28C

Station	C2 (NM5)								
Time (hh:mm)	21:54-21:56								
Water Depth (m)	20.4								
Monitoring Depth (m)	1.0		10.2		19.4				
Trial	Trial 1	Trial 2	Trial 1	Trial 2	Trial 1	Trial 2	Depth-averaged	Bottom	
Water Temperature (°C)	27.7	27.7	27.2	27.1	26.9	26.9	27.25	-	
Salinity (ppt)	22.7	22.8	27.6	27.7	28.7	28.7	26.35	-	
pH	7.1	7.1	7.2	7.2	7.2	7.2	7.13	-	
D.O. Saturation (%)	86.3	85.3	82.9	81.8	85.7	85.5	84.58	-	
D.O. (mg/L)	5.9	5.9	5.6	5.5	5.8	5.8	5.74	5.77	
Turbidity (NTU)	3.9	4.1	5.7	5.5	6.8	6.6	5.43	-	
SS (mg/L)	6.0	5.0	6.0	5.0	4.0	5.0	5.17	-	
Remarks	Dredging works was observed.								

Station	IMO1						Co-ordinates	
Time (hh:mm)	21:08-21:10						Northing	Easting
Water Depth (m)	7.6						22.21.166	113.53.565
Monitoring Depth (m)	1.0		3.8		6.6			
Trial	Trial 1	Trial 2	Trial 1	Trial 2	Trial 1	Trial 2	Depth-averaged	Bottom
Water Temperature (°C)	28.0	28.0	26.7	26.7	26.5	26.5	27.06	-
Salinity (ppt)	28.6	28.5	29.6	29.6	30.1	30.0	29.41	-
pH	7.1	7.2	7.2	7.2	7.3	7.3	7.20	-
D.O. Saturation (%)	85.5	84.8	78.3	79.7	81.4	81.1	81.80	-
D.O. (mg/L)	5.7	5.7	5.3	5.2	5.5	5.46	5.46	5.47
Turbidity (NTU)	5.7	5.5	6.6	6.5	7.9	7.6	6.63	-
SS (mg/L)	4.0	4.0	5.0	4.0	6.0	5.0	4.67	-
Remarks	Dredging works was observed.							

Station	IMO2						Co-ordinates	
Time (hh:mm)	20:58-21:00						Northing	Easting
Water Depth (m)	9.2						22.21.041	113.54.310
Monitoring Depth (m)	1.0		4.6		8.2			
Trial	Trial 1	Trial 2	Trial 1	Trial 2	Trial 1	Trial 2	Depth-averaged	Bottom
Water Temperature (°C)	27.4	27.4	26.6	26.6	26.4	26.4	26.82	-
Salinity (ppt)	29.2	29.1	30.0	30.0	30.2	30.2	29.79	-
pH	7.2	7.2	7.2	7.1	7.1	7.1	7.14	-
D.O. Saturation (%)	86.0	86.8	83.7	84.6	85.7	84.2	85.17	-
D.O. (mg/L)	5.7	5.8	5.6	5.7	5.8	5.75	5.73	5.77
Turbidity (NTU)	4.2	4.3	5.1	4.8	5.3	5.5	4.87	-
SS (mg/L)	4.0	4.0	5.0	4.0	6.0	5.0	4.67	-
Remarks	Dredging works was observed.							

Compliance with Action and Limit Level

Parameter	As in EM&A		C2*130%		IMO1		IMO2		MPB1		MPB2		MP	
	Action Level	Limit Level	Action Level	Limit Level	Exceedance of Action	Exceedance of Limit Level	Exceedance of Action Level	Exceedance of Limit Level	Exceedance of Action Level	Exceedance of Limit Level	Exceedance of Action Level	Exceedance of Limit Level	Exceedance of Action Level	Exceedance of Limit Level
DO (Bottom)	3.3	2.5	5.8	5.8	N	N	N	N	N	N	N	N	N	N
DO (Depth-averaged)	4.2	4.0	5.7	5.7	N	N	N	N	N	N	N	N	N	N
Turbidity (Depth-averaged)	29.0	49.0	7.1	7.1	N	N	N	N	N	N	N	N	N	N
SS (Depth-averaged)	24.0	37.0	6.7	6.7	N	N	N	N	N	N	N	N	N	N

Mid-Ebb

Station	MPB1							
Time (hh:mm)	21:21-21:23							
Water Depth (m)	7.8							
Monitoring Depth (m)	1.0		3.9		6.8			
Trial	Trial 1	Trial 2	Trial 1	Trial 2	Trial 1	Trial 2	Depth-averaged	Bottom
Water Temperature (°C)	28.0	27.9	27.6	27.6	27.3	27.4	27.63	-
Salinity (ppt)	22.6	22.5	24.8	24.8	26.5	26.5	24.61	-
pH	7.1	7.1	7.1	7.1	7.1	7.1	7.11	-
D.O. Saturation (%)	87.9	86.6	86.1	86.8	90.0	89.0	87.73	-
D.O. (mg/L)	6.0	6.0	5.9	5.9	6.1	6.0	5.99	6.08
Turbidity (NTU)	4.1	3.8	4.9	4.8	5.3	5.5	4.73	-
SS (mg/L)	3.0	4.0	4.0	5.0	4.0	5.0	4.17	-
Remarks	Dredging works was observed.							

Station	MPB2							
Time (hh:mm)	20:47-20:49							
Water Depth (m)	8.4							
Monitoring Depth (m)	1.0		4.2		7.4			
Trial	Trial 1	Trial 2	Trial 1	Trial 2	Trial 1	Trial 2	Depth-averaged	Bottom
Water Temperature (°C)	27.9	27.9	27.6	27.6	27.5	27.5	27.70	-
Salinity (ppt)	22.9	22.9	25.1	25.0	25.5	25.3	24.45	-
pH	7.1	7.1	7.2	7.1	7.2	7.1	7.13	-
D.O. Saturation (%)	87.9	87.7	88.8	88.5	90.7	89.6	88.87	-
D.O. (mg/L)	6.0	6.0	6.0	6.0	6.2	6.1	6.06	6.14
Turbidity (NTU)	3.0	3.1	3.4	3.5	3.9	4.2	3.52	-
SS (mg/L)	4.0	4.0	4.0	4.0	3.0	3.0	3.67	-
Remarks	Dredging works was observed.							

Station	MP							
Time (hh:mm)	21:31-21:33							
Water Depth (m)	5.6							
Monitoring Depth (m)	1.0		2.8		4.6			
Trial	Trial 1	Trial 2	Trial 1	Trial 2	Trial 1	Trial 2	Depth-averaged	Bottom
Water Temperature (°C)	27.9	27.9	-	-	27.5	27.6	27.72	-
Salinity (ppt)	24.1	23.9	-	-	25.0	25.1	24.53	-
pH	7.1	7.1	-	-	7.1	7.2	7.13	-
D.O. Saturation (%)	93.8	94.8	-	-	96.7	96.2	95.38	-
D.O. (mg/L)	6.5	6.5	-	-	6.6	6.5	6.51	6.56
Turbidity (NTU)	3.7	3.8	-	-	4.5	4.6	4.15	-
SS (mg/L)	3.0	3.0	-	-	4.0	3.0	3.25	-
Remarks	Dredging works was observed.							

Sampling Date	10/26/2008
Weather & Ambient Temperature	Sunny, 28C

Station	C2 (NM5)								
Time (hh:mm)	11:53-11:55								
Water Depth (m)	19.2								
Monitoring Depth (m)	1.0		9.6		18.2				
Trial	Trial 1	Trial 2	Trial 1	Trial 2	Trial 1	Trial 2	Depth-averaged	Bottom	
Water Temperature (°C)	28.0	28.0	27.8	27.8	27.6	27.6	27.79	-	
Salinity (ppt)	29.0	28.9	30.4	30.3	31.4	31.5	30.24	-	
pH	7.5	7.5	7.6	7.6	7.5	7.6	7.55	-	
D.O. Saturation (%)	82.9	82.5	79.8	78.9	76.6	78.4	79.85	-	
D.O. (mg/L)	5.6	5.5	5.3	5.3	5.1	5.2	5.32	5.15	
Turbidity (NTU)	5.2	5.2	7.7	7.2	8.6	8.4	7.05	-	
SS (mg/L)	6.0	6.0	6.0	5.0	7.0	8.0	6.33	-	
Remarks	Dredging works was observed.								

Station	IMO1						Co-ordinates	
Time (hh:mm)	10:51-10:53						Northing	Easting
Water Depth (m)	7.4						22.21.555	113.54.280
Monitoring Depth (m)	1.0		3.7		6.4			
Trial	Trial 1	Trial 2	Trial 1	Trial 2	Trial 1	Trial 2	Depth-averaged	Bottom
Water Temperature (°C)	27.7	27.7	27.8	27.8	27.8	27.7	27.73	-
Salinity (ppt)	23.4	23.4	29.8	29.9	30.2	30.4	27.85	-
pH	7.5	7.5	7.6	7.5	7.6	7.5	7.53	-
D.O. Saturation (%)	79.1	79.5	76.0	76.2	75.9	76.6	77.22	-
D.O. (mg/L)	5.5	5.5	5.1	5.1	5.1	5.11	5.22	5.09
Turbidity (NTU)	5.9	5.9	8.1	7.9	8.8	9.1	7.62	-
SS (mg/L)	7.0	5.0	6.0	8.0	8.0	6.0	6.67	-
Remarks	Dredging works was observed.							

Station	IMO2						Co-ordinates	
Time (hh:mm)	10:41-10:43						Northing	Easting
Water Depth (m)	6.8						22.21.192	113.55.055
Monitoring Depth (m)	1.0		3.4		5.8			
Trial	Trial 1	Trial 2	Trial 1	Trial 2	Trial 1	Trial 2	Depth-averaged	Bottom
Water Temperature (°C)	27.7	27.7	27.7	27.6	27.6	27.6	27.65	-
Salinity (ppt)	25.5	25.6	30.2	30.4	31.2	30.9	28.96	-
pH	7.5	7.5	7.6	7.6	7.6	7.6	7.55	-
D.O. Saturation (%)	78.3	79.8	75.9	74.4	76.6	74.8	76.63	-
D.O. (mg/L)	5.4	5.5	5.1	5.0	5.1	4.99	5.16	5.05
Turbidity (NTU)	6.4	6.3	7.7	7.4	9.7	9.6	7.85	-
SS (mg/L)	6.0	5.0	5.0	6.0	6.0	7.0	5.83	-
Remarks	Dredging works was observed.							

Compliance with Action and Limit Level

Parameter	As in EM&A		C2*130%		IMO1		IMO2		MPB1		MPB2		MP	
	Action Level	Limit Level	Action Level	Limit Level	Exceedance of Action	Exceedance of Limit Level	Exceedance of Action Level	Exceedance of Limit Level	Exceedance of Action Level	Exceedance of Limit Level	Exceedance of Action Level	Exceedance of Limit Level	Exceedance of Action Level	Exceedance of Limit Level
DO (Bottom)	3.3	2.5	5.2	5.2	N	N	N	N	N	N	N	N	N	N
DO (Depth-averaged)	4.2	4.0	5.3	5.3	N	N	N	N	N	N	N	N	N	N
Turbidity (Depth-averaged)	29.0	49.0	9.2	9.2	N	N	N	N	N	N	N	N	N	N
SS (Depth-averaged)	24.0	37.0	8.2	8.2	N	N	N	N	N	N	N	N	N	N

Mid-Ebb

Station	MPB1							
Time (hh:mm)	11:24-11:26							
Water Depth (m)	8.4							
Monitoring Depth (m)	1.0		4.2		7.4			
Trial	Trial 1	Trial 2	Trial 1	Trial 2	Trial 1	Trial 2	Depth-averaged	Bottom
Water Temperature (°C)	27.6	27.7	27.7	27.7	27.7	27.6	27.67	-
Salinity (ppt)	20.8	20.7	25.5	25.9	28.5	27.8	24.86	-
pH	7.4	7.4	7.4	7.5	7.5	7.4	7.40	-
D.O. Saturation (%)	77.8	78.4	74.8	75.1	75.6	74.5	76.03	-
D.O. (mg/L)	5.5	5.5	5.1	5.1	5.1	5.0	5.23	5.07
Turbidity (NTU)	5.3	5.6	5.7	5.8	6.0	6.1	5.75	-
SS (mg/L)	6.0	5.0	7.0	6.0	6.0	6.0	6.00	-
Remarks	Dredging works was observed.							

Station	MPB2							
Time (hh:mm)	11:13-11:17							
Water Depth (m)	9.2							
Monitoring Depth (m)	1.0		4.6		8.2			
Trial	Trial 1	Trial 2	Trial 1	Trial 2	Trial 1	Trial 2	Depth-averaged	Bottom
Water Temperature (°C)	27.7	27.7	27.6	27.8	27.8	27.8	27.72	-
Salinity (ppt)	18.2	21.0	25.2	28.2	29.1	28.9	25.11	-
pH	7.5	7.5	7.5	7.5	7.5	7.6	7.52	-
D.O. Saturation (%)	77.2	77.7	76.3	76.5	76.8	77.1	76.93	-
D.O. (mg/L)	5.5	5.5	5.2	5.2	5.2	5.2	5.28	5.16
Turbidity (NTU)	6.1	6.2	6.0	6.1	6.8	6.5	6.28	-
SS (mg/L)	6.0	7.0	7.0	8.0	6.0	7.0	6.83	-
Remarks	Dredging works was observed.							

Station	MP							
Time (hh:mm)	11:35-11:36							
Water Depth (m)	5.7							
Monitoring Depth (m)	1.0		2.9		4.7			
Trial	Trial 1	Trial 2	Trial 1	Trial 2	Trial 1	Trial 2	Depth-averaged	Bottom
Water Temperature (°C)	27.7	27.7	-	-	27.6	27.6	27.63	-
Salinity (ppt)	19.8	20.1	-	-	26.0	24.6	22.62	-
pH	7.4	7.4	-	-	7.4	7.4	7.41	-
D.O. Saturation (%)	78.2	77.3	-	-	76.6	78.5	77.65	-
D.O. (mg/L)	5.5	5.5	-	-	5.2	5.4	5.41	5.33
Turbidity (NTU)	9.8	9.9	-	-	9.8	9.9	9.85	-
SS (mg/L)	5.0	4.0	-	-	5.0	5.0	4.75	-
Remarks	Dredging works was observed.							

Sampling Date	10/27/08
Weather & Ambient Temperature	Sunny, 29C

Station	C2 (NM5)								
Time (hh:mm)	12:15-12:17								
Water Depth (m)	19.9								
Monitoring Depth (m)	1.0		10.0		18.9				
Trial	Trial 1	Trial 2	Trial 1	Trial 2	Trial 1	Trial 2	Depth-averaged	Bottom	
Water Temperature (°C)	28.1	27.5	27.9	27.9	27.7	27.7	27.81	-	
Salinity (ppt)	26.8	27.2	27.6	27.6	27.9	27.9	27.49	-	
pH	7.6	7.6	7.6	7.6	7.6	7.7	7.62	-	
D.O. Saturation (%)	98.2	100.8	100.8	99.2	100.7	98.3	99.67	-	
D.O. (mg/L)	7.9	8.1	8.1	7.9	8.1	7.9	7.99	7.97	
Turbidity (NTU)	3.2	3.2	6.8	7.3	11.7	11.8	7.33	-	
SS (mg/L)	6.0	7.0	6.0	6.0	6.0	7.0	6.33	-	
Remarks	No dredging work was observed.								

Station	IMO1						Co-ordinates	
Time (hh:mm)	12:32-12:33						Northing	Easting
Water Depth (m)	10.3						22.21.440	113.53.480
Monitoring Depth (m)	1.0		5.2		9.3			
Trial	Trial 1	Trial 2	Trial 1	Trial 2	Trial 1	Trial 2	Depth-averaged	Bottom
Water Temperature (°C)	27.7	27.8	27.7	27.7	27.7	27.7	27.69	-
Salinity (ppt)	28.3	28.1	28.3	28.3	23.7	28.4	27.53	-
pH	7.6	7.6	7.6	7.6	7.6	7.6	7.64	-
D.O. Saturation (%)	99.0	99.2	96.9	100.0	102.1	100.3	99.58	-
D.O. (mg/L)	7.9	7.9	7.8	8.0	8.4	8.02	8.00	8.21
Turbidity (NTU)	2.8	2.8	6.2	6.5	6.4	6.4	5.18	-
SS (mg/L)	5.0	6.0	6.0	6.0	5.0	6.0	5.67	-
Remarks	No dredging work was observed.							

Station	IMO2						Co-ordinates	
Time (hh:mm)	12:46-12:47						Northing	Easting
Water Depth (m)	10.4						22.21.013	113.54.223
Monitoring Depth (m)	1.0		5.2		9.4			
Trial	Trial 1	Trial 2	Trial 1	Trial 2	Trial 1	Trial 2	Depth-averaged	Bottom
Water Temperature (°C)	27.8	27.8	27.7	27.7	27.6	27.7	27.71	-
Salinity (ppt)	28.1	28.1	28.4	28.4	28.6	28.4	28.33	-
pH	7.6	7.6	7.6	7.7	7.6	7.6	7.64	-
D.O. Saturation (%)	97.9	98.1	99.8	98.2	100.4	99.5	98.98	-
D.O. (mg/L)	7.8	7.8	8.0	7.9	8.0	7.95	7.91	7.99
Turbidity (NTU)	2.6	2.6	4.8	4.6	5.6	5.3	4.25	-
SS (mg/L)	7.0	8.0	6.0	5.0	9.0	9.0	7.33	-
Remarks	No dredging work was observed.							

Compliance with Action and Limit Level

Parameter	As in EM&A		C2*130%		IMO1		IMO2		MPB1		MPB2		MP	
	Action Level	Limit Level	Action Level	Limit Level	Exceedance of Action	Exceedance of Limit Level	Exceedance of Action Level	Exceedance of Limit Level	Exceedance of Action Level	Exceedance of Limit Level	Exceedance of Action Level	Exceedance of Limit Level	Exceedance of Action Level	Exceedance of Limit Level
DO (Bottom)	3.3	2.5	8.0	8.0	N	N	N	N	N	N	N	N	N	N
DO (Depth-averaged)	4.2	4.0	8.0	8.0	N	N	N	N	N	N	N	N	N	N
Turbidity (Depth-averaged)	29.0	49.0	9.5	9.5	N	N	N	N	N	N	N	N	N	N
SS (Depth-averaged)	24.0	37.0	8.2	8.2	N	N	N	N	N	N	N	N	N	N

Mid-Ebb

Station	MPB1							
Time (hh:mm)	11:48-11:49							
Water Depth (m)	8.2							
Monitoring Depth (m)	1.0		4.1		7.2			
Trial	Trial 1	Trial 2	Trial 1	Trial 2	Trial 1	Trial 2	Depth-averaged	Bottom
Water Temperature (°C)	28.0	28.0	28.0	28.0	28.0	28.0	27.97	-
Salinity (ppt)	27.2	27.1	27.7	27.1	27.1	27.1	27.20	-
pH	7.6	7.6	7.6	7.6	7.6	7.6	7.62	-
D.O. Saturation (%)	98.9	99.3	99.7	98.6	98.5	99.1	99.02	-
D.O. (mg/L)	7.9	8.0	8.2	7.9	7.9	7.9	7.96	7.91
Turbidity (NTU)	5.1	4.9	5.1	5.0	5.3	5.6	5.17	-
SS (mg/L)	6.0	6.0	6.0	6.0	8.0	6.0	6.33	-
Remarks	No dredging work was observed.							

Station	MPB2							
Time (hh:mm)	11:40-11:41							
Water Depth (m)	8.7							
Monitoring Depth (m)	1.0		4.4		7.7			
Trial	Trial 1	Trial 2	Trial 1	Trial 2	Trial 1	Trial 2	Depth-averaged	Bottom
Water Temperature (°C)	27.9	27.8	27.8	27.8	27.8	27.8	27.84	-
Salinity (ppt)	26.9	27.3	27.3	27.4	27.1	27.3	27.21	-
pH	7.6	7.6	7.6	7.6	7.6	7.6	7.63	-
D.O. Saturation (%)	100.3	99.5	99.5	99.2	100.1	99.6	99.70	-
D.O. (mg/L)	8.1	8.0	8.0	8.0	8.0	8.0	8.00	8.01
Turbidity (NTU)	6.1	6.3	5.8	6.4	6.3	6.3	6.20	-
SS (mg/L)	7.0	7.0	6.0	6.0	7.0	6.0	6.50	-
Remarks	No dredging work was observed.							

Station	MP							
Time (hh:mm)	11:58-11:58							
Water Depth (m)	5.4							
Monitoring Depth (m)	1.0		2.7		4.4			
Trial	Trial 1	Trial 2	Trial 1	Trial 2	Trial 1	Trial 2	Depth-averaged	Bottom
Water Temperature (°C)	28.1	28.0	-	-	28.1	28.0	28.04	-
Salinity (ppt)	26.6	26.7	-	-	26.7	26.7	26.67	-
pH	7.6	7.6	-	-	7.6	7.6	7.58	-
D.O. Saturation (%)	98.8	99.0	-	-	98.1	98.4	98.58	-
D.O. (mg/L)	7.9	7.9	-	-	7.9	7.9	7.90	7.88
Turbidity (NTU)	3.6	3.7	-	-	4.6	4.6	4.13	-
SS (mg/L)	5.0	5.0	-	-	7.0	7.0	6.00	-
Remarks	No dredging work was observed.							

Sampling Date	10/28/2008
Weather & Ambient Temperature	Sunny, 28C

Station	C2 (NM5)								
Time (hh:mm)	13:54-13:56								
Water Depth (m)	19.2								
Monitoring Depth (m)	1.0		9.6		18.2				
Trial	Trial 1	Trial 2	Trial 1	Trial 2	Trial 1	Trial 2	Depth-averaged	Bottom	
Water Temperature (°C)	27.2	27.2	27.1	27.0	26.8	26.8	27.00	-	
Salinity (ppt)	27.9	28.0	28.6	28.5	30.3	30.5	28.97	-	
pH	7.3	7.3	7.3	7.3	7.1	7.3	7.25	-	
D.O. Saturation (%)	81.8	83.2	77.8	75.2	69.9	72.6	76.75	-	
D.O. (mg/L)	5.5	5.5	5.2	5.0	4.7	4.8	5.11	4.75	
Turbidity (NTU)	5.8	5.9	6.0	5.8	7.9	7.9	6.55	-	
SS (mg/L)	6.0	6.0	6.0	7.0	7.0	8.0	6.67	-	
Remarks	No dredging works was observed.								

Station	IMO1						Co-ordinates	
Time (hh:mm)	13:00-13:03						Northing	Easting
Water Depth (m)	7.8						22.21.225	113.53.667
Monitoring Depth (m)	1.0		3.9		6.8			
Trial	Trial 1	Trial 2	Trial 1	Trial 2	Trial 1	Trial 2	Depth-averaged	Bottom
Water Temperature (°C)	27.1	27.1	27.0	27.0	27.2	27.1	27.09	-
Salinity (ppt)	23.3	22.7	28.4	28.5	29.5	29.5	26.99	-
pH	7.4	7.4	7.4	7.4	7.4	7.3	7.36	-
D.O. Saturation (%)	82.1	82.0	80.1	80.0	79.1	79.6	80.48	-
D.O. (mg/L)	5.7	5.7	5.4	5.4	5.3	5.33	5.46	5.32
Turbidity (NTU)	7.3	7.2	7.8	7.6	9.4	9.3	8.10	-
SS (mg/L)	6.0	7.0	7.0	8.0	7.0	7.0	7.00	-
Remarks	No dredging works was observed.							

Station	IMO2						Co-ordinates	
Time (hh:mm)	12:49-12:52						Northing	Easting
Water Depth (m)	8.0						22.21.106	113.54.516
Monitoring Depth (m)	1.0		4.0		7.0			
Trial	Trial 1	Trial 2	Trial 1	Trial 2	Trial 1	Trial 2	Depth-averaged	Bottom
Water Temperature (°C)	27.0	27.0	26.9	27.0	26.8	26.8	26.93	-
Salinity (ppt)	25.6	24.1	28.6	28.4	31.0	31.1	28.12	-
pH	7.5	7.5	7.5	7.5	7.5	7.5	7.47	-
D.O. Saturation (%)	80.4	81.1	76.4	77.9	76.2	77.4	78.23	-
D.O. (mg/L)	5.5	5.6	5.2	5.3	5.1	5.15	5.29	5.11
Turbidity (NTU)	7.8	7.6	8.1	8.2	10.5	10.5	8.78	-
SS (mg/L)	7.0	7.0	9.0	7.0	8.0	7.0	7.50	-
Remarks	No dredging works was observed.							

Compliance with Action and Limit Level

Parameter	As in EM&A		C2*130%		IMO1		IMO2		MPB1		MPB2		MP	
	Action Level	Limit Level	Action Level	Limit Level	Exceedance of Action	Exceedance of Limit Level	Exceedance of Action Level	Exceedance of Limit Level	Exceedance of Action Level	Exceedance of Limit Level	Exceedance of Action Level	Exceedance of Limit Level	Exceedance of Action Level	Exceedance of Limit Level
DO (Bottom)	3.3	2.5	4.8	4.8	N	N	N	N	N	N	N	N	N	N
DO (Depth-averaged)	4.2	4.0	5.1	5.1	N	N	N	N	N	N	N	N	N	N
Turbidity (Depth-averaged)	29.0	49.0	8.5	8.5	N	N	N	N	N	N	N	N	N	N
SS (Depth-averaged)	24.0	37.0	8.7	8.7	N	N	N	N	N	N	N	N	N	N

Mid-Ebb

Station	MPB1							
Time (hh:mm)	13:27-13:29							
Water Depth (m)	8.6							
Monitoring Depth (m)	1.0		4.3		7.6			
Trial	Trial 1	Trial 2	Trial 1	Trial 2	Trial 1	Trial 2	Depth-averaged	Bottom
Water Temperature (°C)	27.2	27.3	27.0	27.0	27.0	27.0	27.07	-
Salinity (ppt)	20.4	20.1	25.8	25.9	27.8	27.5	24.57	-
pH	7.4	7.4	7.4	7.4	7.4	7.4	7.39	-
D.O. Saturation (%)	80.7	81.5	78.7	78.4	79.3	78.3	79.48	-
D.O. (mg/L)	5.7	5.7	5.4	5.4	5.4	5.3	5.46	5.33
Turbidity (NTU)	7.6	7.5	8.3	8.1	8.8	8.9	8.20	-
SS (mg/L)	11.0	11.0	8.0	7.0	9.0	9.0	9.17	-
Remarks	No dredging works was observed.							

Station	MPB2							
Time (hh:mm)	13:16-13:18							
Water Depth (m)	9.2							
Monitoring Depth (m)	1.0		4.6		8.2			
Trial	Trial 1	Trial 2	Trial 1	Trial 2	Trial 1	Trial 2	Depth-averaged	Bottom
Water Temperature (°C)	27.4	27.2	27.1	27.3	27.3	27.2	27.25	-
Salinity (ppt)	19.6	19.7	26.7	25.6	27.2	27.4	24.39	-
pH	7.2	7.3	7.4	7.3	7.3	7.3	7.31	-
D.O. Saturation (%)	80.7	81.5	80.2	79.8	80.7	81.1	80.67	-
D.O. (mg/L)	5.7	5.7	5.4	5.5	5.5	5.5	5.54	5.47
Turbidity (NTU)	7.4	7.5	6.9	6.7	6.7	6.8	7.00	-
SS (mg/L)	9.0	8.0	12.0	10.0	12.0	13.0	10.67	-
Remarks	No dredging works was observed.							

Station	MP							
Time (hh:mm)	13:37-13:38							
Water Depth (m)	5.8							
Monitoring Depth (m)	1.0		2.9		4.8			
Trial	Trial 1	Trial 2	Trial 1	Trial 2	Trial 1	Trial 2	Depth-averaged	Bottom
Water Temperature (°C)	27.2	27.2	-	-	27.0	27.0	27.12	-
Salinity (ppt)	20.2	20.4	-	-	26.2	26.5	23.34	-
pH	7.2	7.2	-	-	7.2	7.2	7.19	-
D.O. Saturation (%)	80.4	81.2	-	-	81.2	79.4	80.55	-
D.O. (mg/L)	5.6	5.7	-	-	5.5	5.4	5.56	5.46
Turbidity (NTU)	9.1	8.9	-	-	7.9	8.0	8.48	-
SS (mg/L)	9.0	8.0	-	-	7.0	8.0	8.00	-
Remarks	No dredging works was observed.							

Sampling Date	10/29/08
Weather & Ambient Temperature	Sunny, 29C

Station	C2 (NM5)						Depth-averaged	Bottom
Time (hh:mm)	13:19-13:20							
Water Depth (m)	20.2							
Monitoring Depth (m)	1.0		10.1		19.2			
Trial	Trial 1	Trial 2	Trial 1	Trial 2	Trial 1	Trial 2		
Water Temperature (°C)	28.1	28.2	27.5	27.6	27.2	27.4	27.69	-
Salinity (ppt)	27.3	27.2	28.1	28.1	28.9	28.6	28.04	-
pH	7.7	7.7	7.8	7.8	7.8	7.8	7.76	-
D.O. Saturation (%)	87.4	87.8	86.4	86.8	86.1	83.9	86.40	-
D.O. (mg/L)	8.0	7.9	7.9	7.9	7.9	7.7	7.89	7.82
Turbidity (NTU)	7.7	7.7	7.0	7.2	7.2	7.3	7.35	-
SS (mg/L)	7.0	9.0	6.0	7.0	7.0	6.0	7.00	-
Remarks	No dredging works was observed.							

Station	IMO1						Co-ordinates	
Time (hh:mm)	13:31-13:33						Northing	Easting
Water Depth (m)	9.6						22.21.278	113.53.490
Monitoring Depth (m)	1.0		4.8		8.6			
Trial	Trial 1	Trial 2	Trial 1	Trial 2	Trial 1	Trial 2	Depth-averaged	Bottom
Water Temperature (°C)	28.6	28.2	27.7	27.7	27.5	27.5	27.84	-
Salinity (ppt)	27.0	27.4	28.1	28.3	28.7	28.6	28.01	-
pH	7.8	7.7	7.7	7.8	7.8	7.7	7.75	-
D.O. Saturation (%)	97.2	99.0	99.4	97.4	97.6	100.5	98.52	-
D.O. (mg/L)	7.9	8.0	8.1	8.0	8.0	8.21	8.02	8.09
Turbidity (NTU)	6.6	6.2	6.8	7.0	6.7	6.9	6.70	-
SS (mg/L)	7.0	7.0	6.0	7.0	8.0	8.0	7.17	-
Remarks	No dredging works was observed.							

Station	IMO2						Co-ordinates	
Time (hh:mm)	13:40-13:43						Northing	Easting
Water Depth (m)	8.9						22.21.019	113.54.209
Monitoring Depth (m)	1.0		4.5		7.9			
Trial	Trial 1	Trial 2	Trial 1	Trial 2	Trial 1	Trial 2	Depth-averaged	Bottom
Water Temperature (°C)	28.2	28.1	27.7	27.8	27.4	27.4	27.77	-
Salinity (ppt)	27.6	27.7	28.2	28.1	28.8	28.9	28.22	-
pH	7.8	7.8	7.8	7.8	7.8	7.8	7.77	-
D.O. Saturation (%)	93.7	95.3	92.6	94.1	93.6	94.8	94.02	-
D.O. (mg/L)	7.6	7.8	7.6	7.7	7.7	7.76	7.67	7.71
Turbidity (NTU)	7.4	7.8	6.7	7.3	7.1	7.7	7.33	-
SS (mg/L)	6.0	6.0	5.0	6.0	8.0	8.0	6.50	-
Remarks	No dredging works was observed.							

Compliance with Action and Limit Level

Parameter	As in EM&A		C2*130%		IMO1		IMO2		MPB1		MPB2		MP	
	Action Level	Limit Level	Action Level	Limit Level	Exceedance of Action	Exceedance of Limit Level	Exceedance of Action Level	Exceedance of Limit Level	Exceedance of Action Level	Exceedance of Limit Level	Exceedance of Action Level	Exceedance of Limit Level	Exceedance of Action Level	Exceedance of Limit Level
DO (Bottom)	3.3	2.5	7.8	7.8	N	N	N	N	N	N	N	N	N	N
DO (Depth-averaged)	4.2	4.0	7.9	7.9	N	N	N	N	N	N	N	N	N	N
Turbidity (Depth-averaged)	29.0	49.0	9.6	9.6	N	N	N	N	N	N	N	N	N	N
SS (Depth-averaged)	24.0	37.0	9.1	9.1	N	N	N	N	N	N	N	N	N	N

Mid-Ebb

Station	MPB1						Depth-averaged	Bottom
Time (hh:mm)	13:00-13:02							
Water Depth (m)	8.6							
Monitoring Depth (m)	1.0		4.3		7.6			
Trial	Trial 1	Trial 2	Trial 1	Trial 2	Trial 1	Trial 2		
Water Temperature (°C)	28.6	28.7	28.1	28.2	27.6	27.5	28.12	-
Salinity (ppt)	27.0	26.8	27.7	27.6	28.9	29.0	27.84	-
pH	7.7	7.7	7.7	7.7	7.8	7.8	7.73	-
D.O. Saturation (%)	76.2	85.3	94.8	81.0	88.4	88.1	85.63	-
D.O. (mg/L)	7.1	7.8	8.7	7.5	8.1	8.1	7.87	8.08
Turbidity (NTU)	7.8	7.5	8.6	8.4	7.7	8.0	8.00	-
SS (mg/L)	9.0	7.0	7.0	7.0	7.0	8.0	7.50	-
Remarks								

Station	MPB2						Depth-averaged	Bottom
Time (hh:mm)	12:51-12:53							
Water Depth (m)	9.1							
Monitoring Depth (m)	1.0		4.6		8.1			
Trial	Trial 1	Trial 2	Trial 1	Trial 2	Trial 1	Trial 2		
Water Temperature (°C)	28.7	28.7	28.0	27.9	27.8	27.8	28.17	-
Salinity (ppt)	27.0	27.1	27.9	28.0	28.4	28.4	27.79	-
pH	7.7	7.7	7.7	7.7	7.7	7.7	7.70	-
D.O. Saturation (%)	76.6	79.1	91.7	88.4	86.8	88.7	85.22	-
D.O. (mg/L)	7.2	7.4	8.4	8.2	8.0	8.2	7.89	8.09
Turbidity (NTU)	6.5	6.5	8.4	8.3	8.1	8.8	7.77	-
SS (mg/L)	6.0	6.0	8.0	6.0	7.0	6.0	6.50	-
Remarks	No dredging works was observed.							

Station	MP						Depth-averaged	Bottom
Time (hh:mm)	13:09-13:10							
Water Depth (m)	5.7							
Monitoring Depth (m)	1.0		2.9		4.7			
Trial	Trial 1	Trial 2	Trial 1	Trial 2	Trial 1	Trial 2		
Water Temperature (°C)	28.2	29.0	-	-	27.5	27.5	28.05	-
Salinity (ppt)	27.3	26.7	-	-	28.2	28.4	27.67	-
pH	7.7	7.7	-	-	7.8	7.8	7.74	-
D.O. Saturation (%)	94.0	93.2	-	-	81.3	85.0	88.38	-
D.O. (mg/L)	8.6	8.5	-	-	7.5	7.8	8.12	7.69
Turbidity (NTU)	7.4	7.3	-	-	7.6	7.8	7.53	-
SS (mg/L)	6.0	6.0	-	-	7.0	7.0	6.50	-
Remarks	No dredging works was observed.							

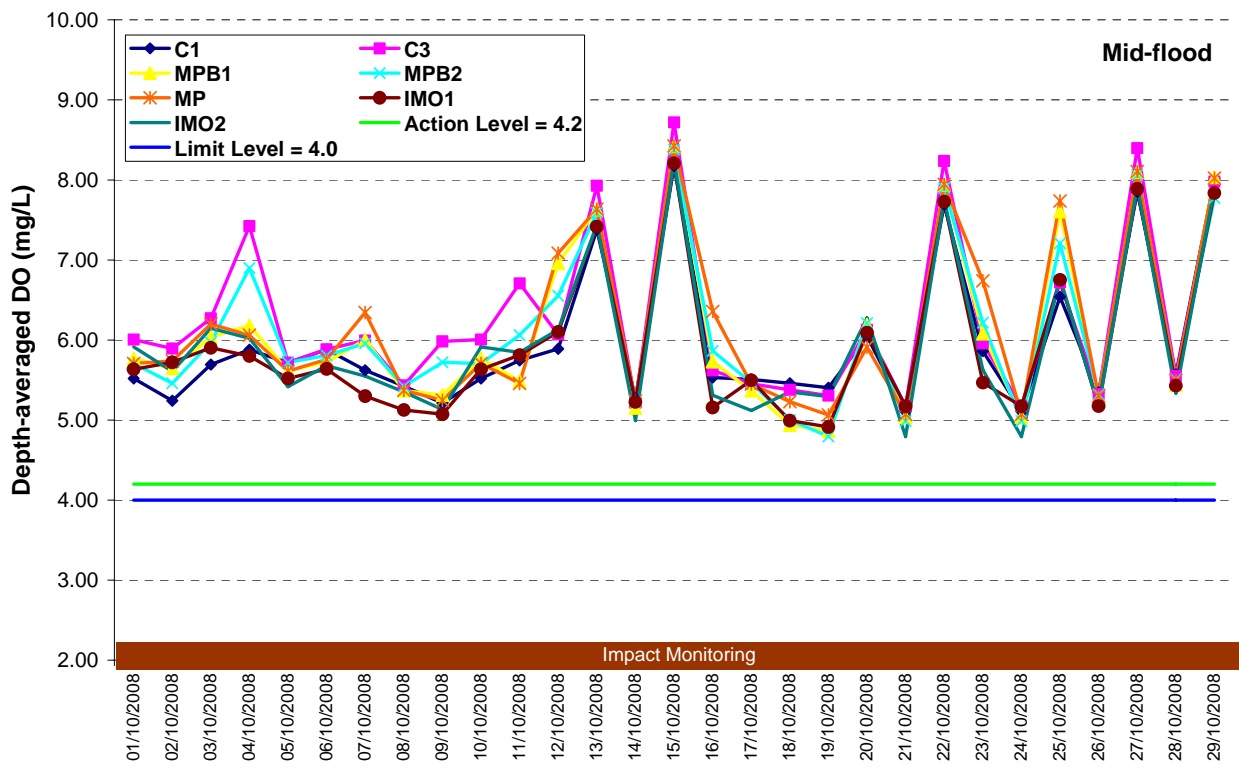
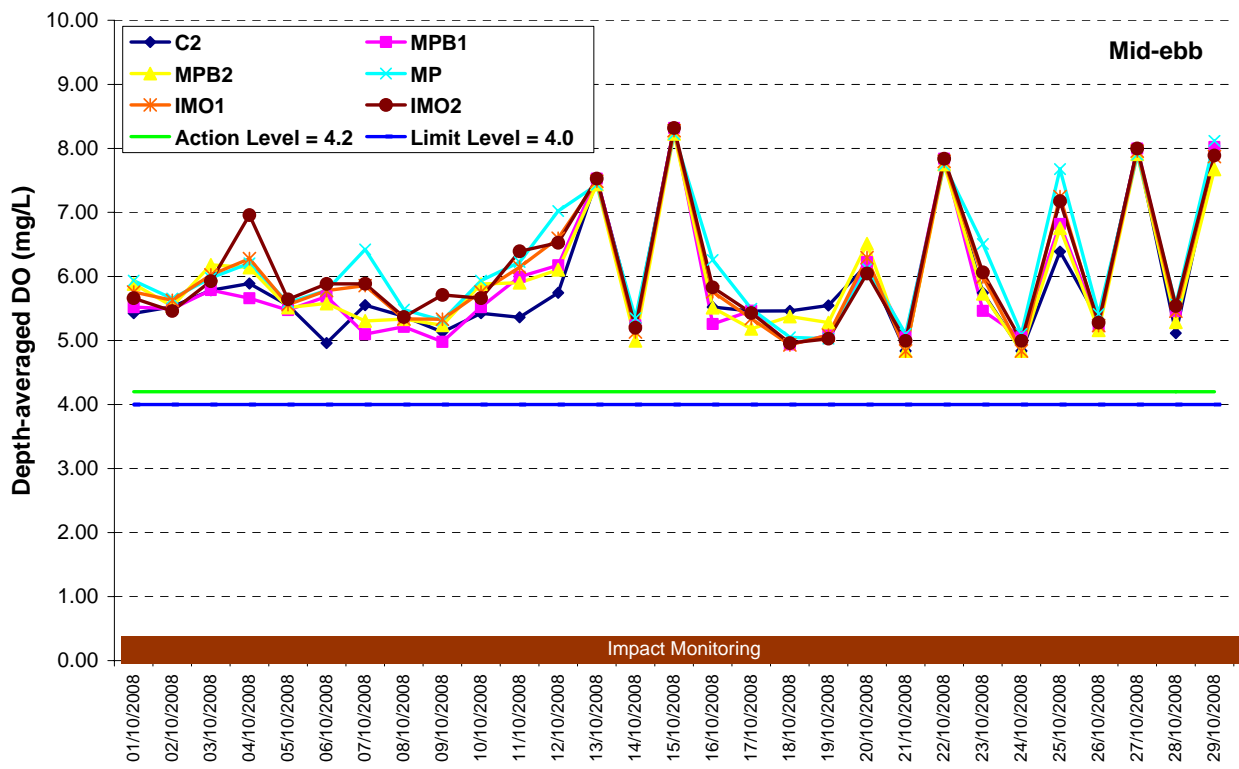


Figure G1 Dissolved oxygen concentration (depth-averaged) (mg/L) of water samples from the eight sampling locations at mid-ebb and mid-flood between 1 Oct to 29 Oct 08. No monitoring was conducted on 30 Oct and 31 Oct since no dredging operation was undertaken.



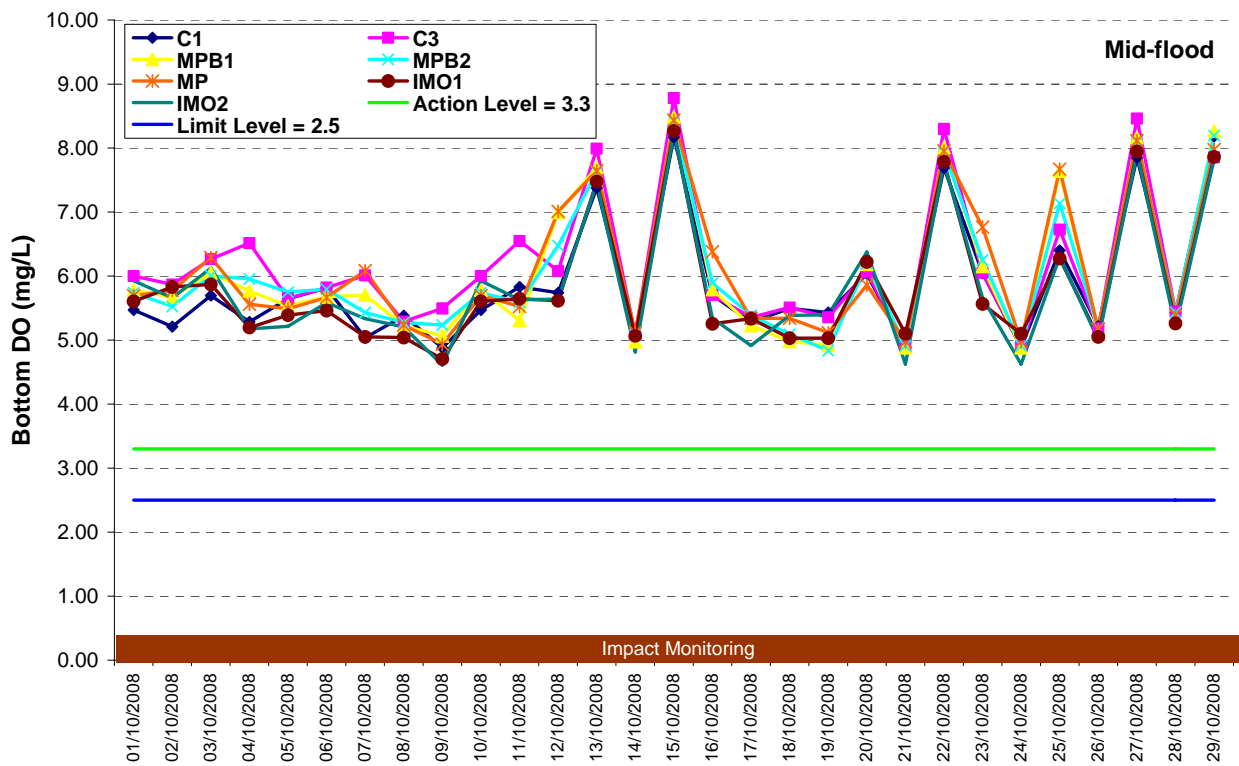
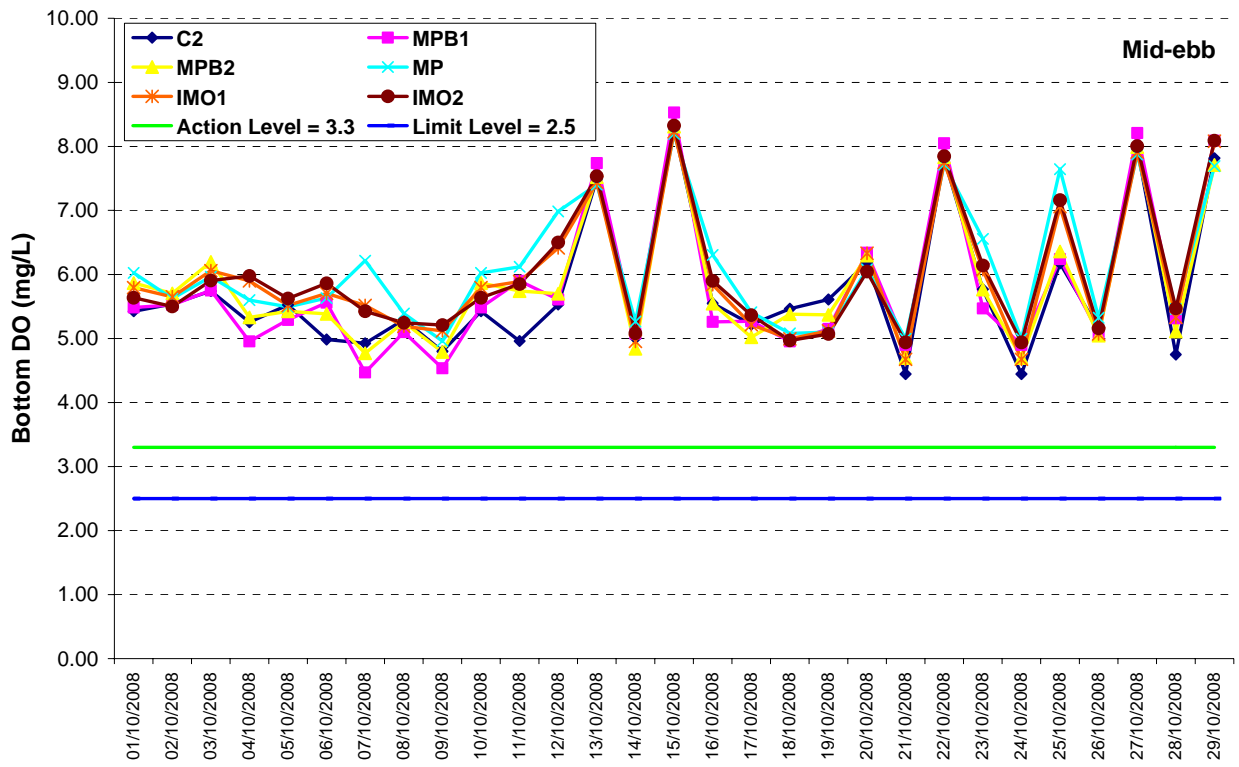


Figure G2 Dissolved oxygen concentration (bottom) (mg/L) of water samples from the eight sampling locations at mid-ebb and mid-flood between 1 Oct to 29 Oct 08. No monitoring was conducted on 30 Oct and 31 Oct since no dredging operation was undertaken.



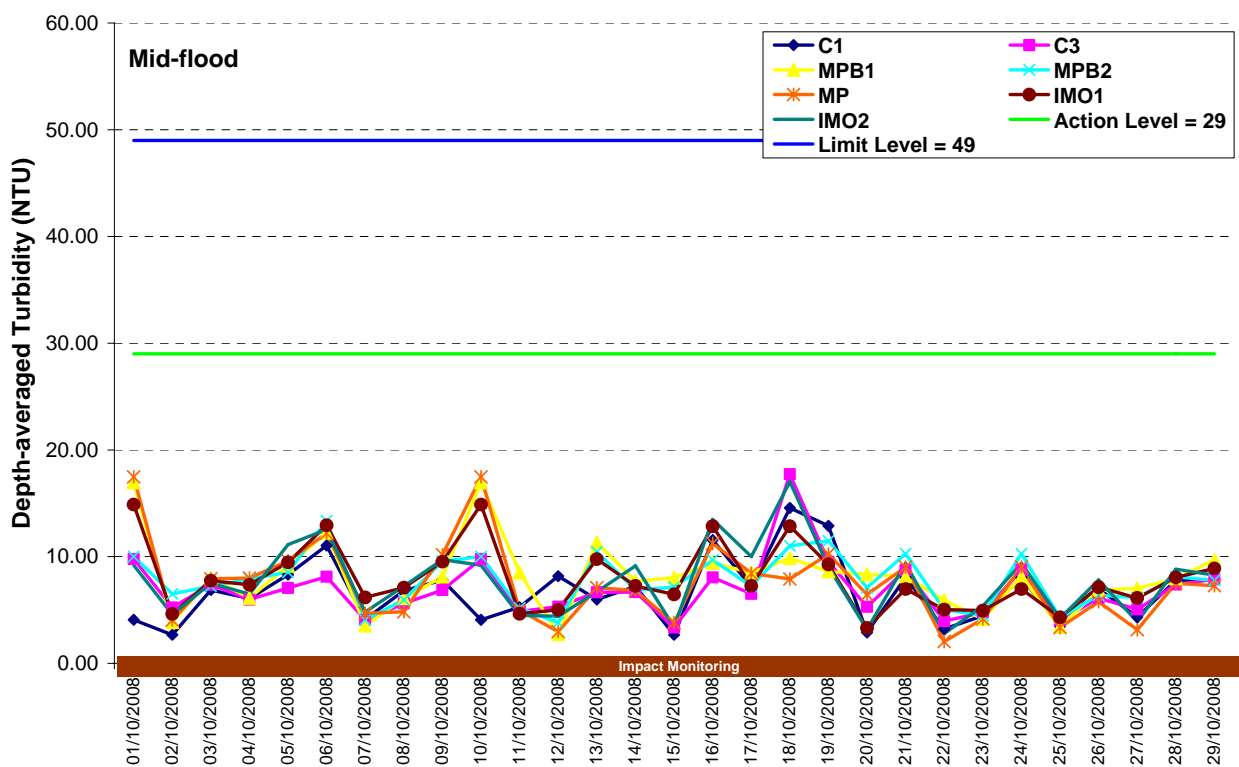
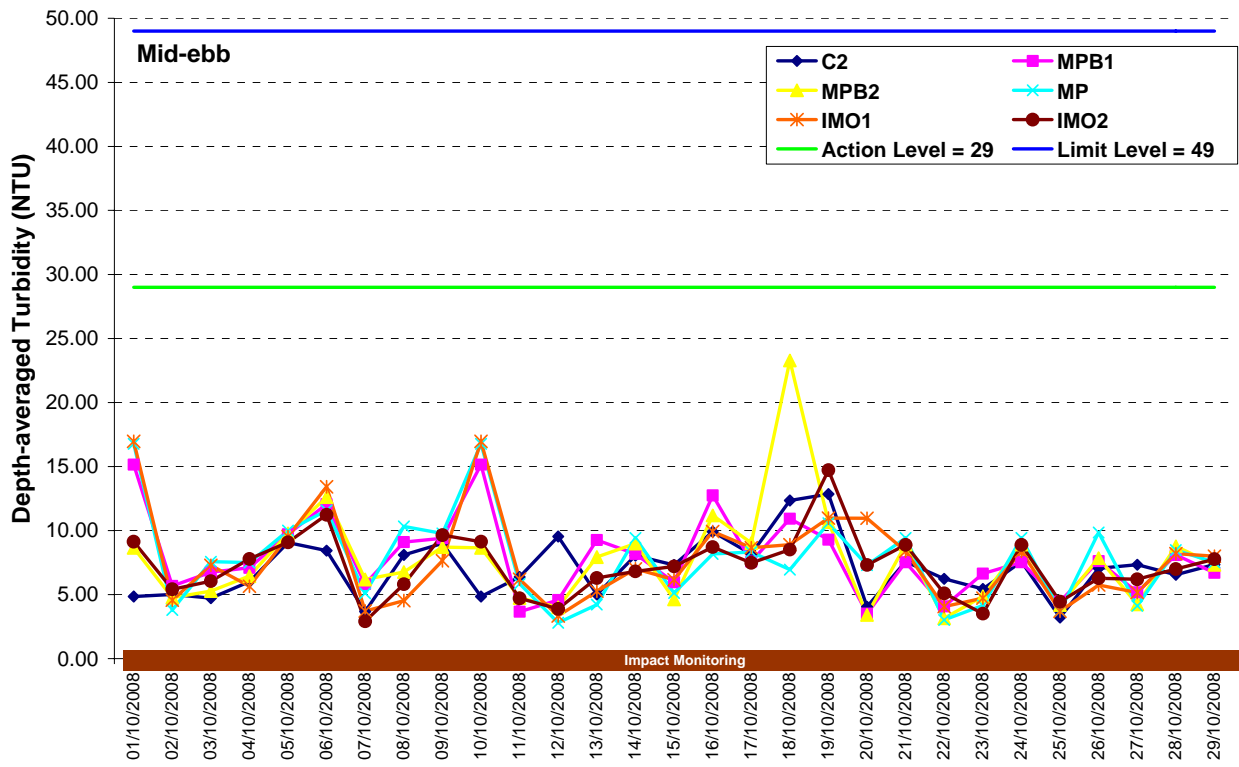


Figure G3 Depth-averaged turbidity (NTU) of water samples from the eight sampling locations at mid-ebb and mid-flood between 1 Oct to 29 Oct 08. No monitoring was conducted on 30 Oct and 31 Oct since no dredging operation was undertaken.



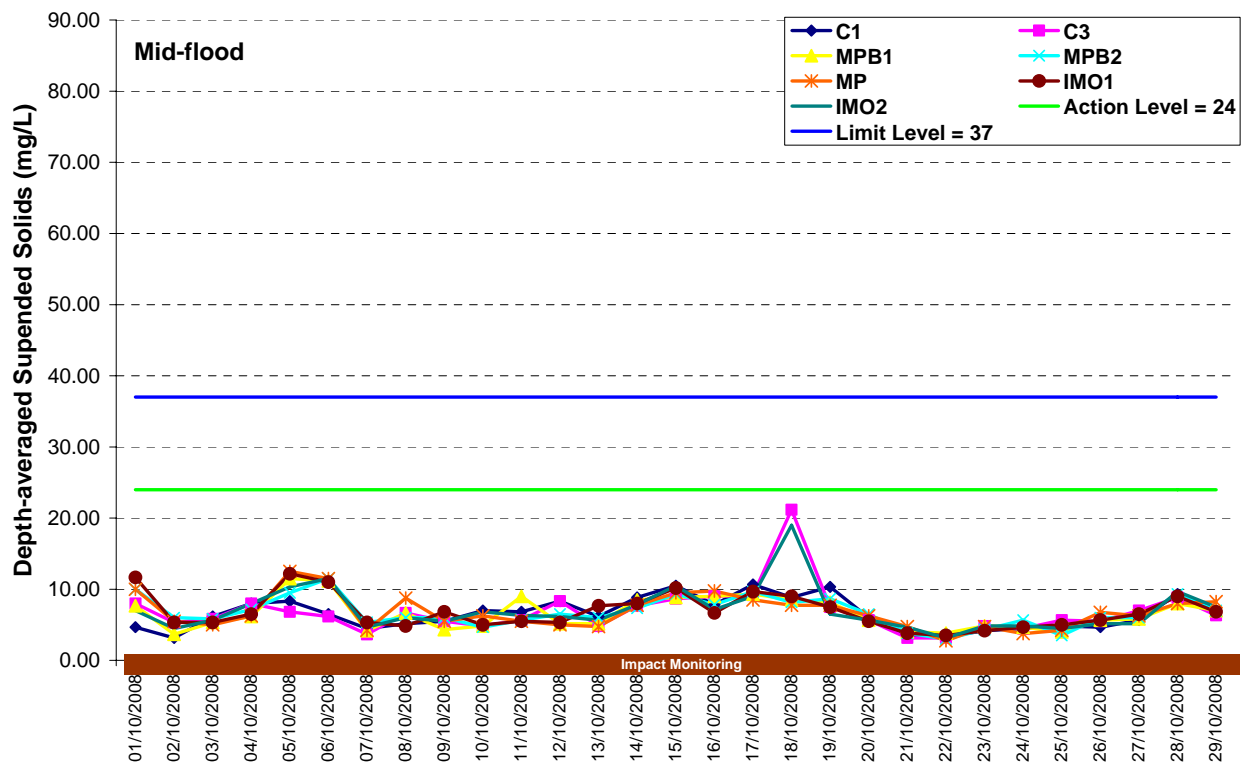
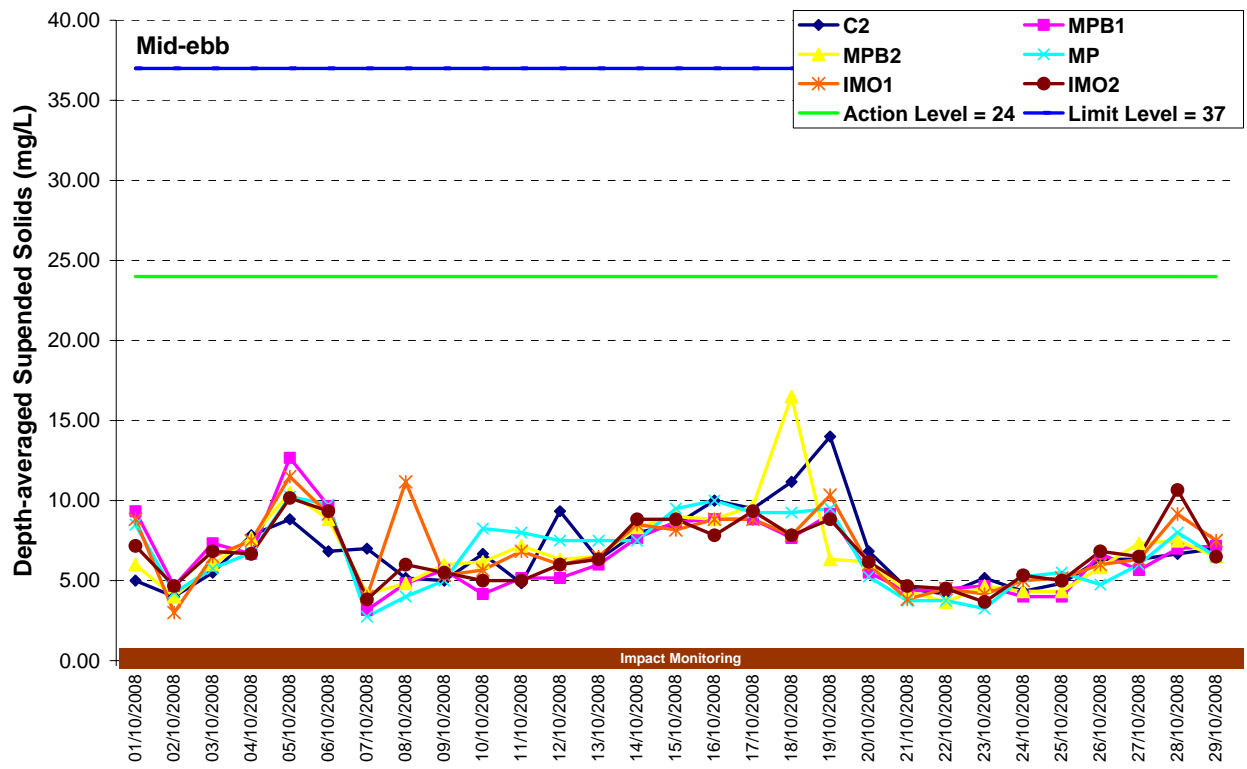


Figure G4 Depth-averaged suspended solids concentration (mg/L) of water samples from the eight sampling locations at mid-ebb and mid-flood between 1 Oct to 29 Oct 08. No monitoring was conducted on 30 Oct and 31 Oct since no dredging operation was undertaken.



Annex H

Monitoring Results and
QA/QC Reports of
Laboratory Testing for
POPs



CERTIFICATE OF ANALYSIS

Client	: ERM HONG KONG	Laboratory	: ALS Technichem (HK) Pty Ltd	Page	: 1 of 7
Contact	: MS KAREN LUI	Contact	: Wong Wai Man, Alice	Work Order	: HK0816458
Address	: 21/F, LINCOLN HOUSE, 979 KING`S ROAD, TAIKOO PLACE, ISLAND EAST, QUARRY BAY, HONG KONG	Address	: 11/F., Chung Shun Knitting Centre, 1 - 3 Wing Yip Street, Kwai Chung, N.T., Hong Kong		
E-mail	: Karen.Lui@erm.com	E-mail	: Alice.Wong@alsenviro.com		
Telephone	: +852 2271 3000	Telephone	: +852 2610 1044		
Facsimile	: +852 2723 5660	Facsimile	: +852 2610 2021		
Project	: EM&A FOR THE PERMANENT AVIATION FUEL FACILITY	Quote number	: ----	Date Samples Received	: 08-OCT-2008
Order number	: ----			Issue Date	: 22-OCT-2008
C-O-C number	: ----			No. of samples received	: 18
Site	: ----			No. of samples analysed	: 18

General Comments

This report supersedes any previous report(s) with this reference. Results apply to the sample(s) as submitted. All pages of this report have been checked and approved for release. When date(s) and/or time(s) are shown bracketed, these have been assumed by the laboratory for processing purposes. If the sampling time is displayed as 0:00 the information was not provided by client. The completion date of analysis is: 13-OCT-2008

Key: LOR = Limit of reporting; CAS Number = Chemistry Abstract Services number

Specific comments for Work Order: **HK0816458**

Sample(s) were picked up from client by ALS Technichem (HK) staff in a chilled condition.

Water sample(s) analysed and reported on an as received basis.

This report may not be reproduced except with prior written approval from the testing laboratory.

This document has been electronically signed by those names that appear on this report and are the authorised signatories. Electronic signing has been carried out in compliance with procedures specified in the Electronic Transactions Ordinance of Hong Kong, Chapter 553, Section 6.

Signatories

Anh Ngoc Huynh

Position

Senior Chemist

Authorised results for

Organics

ALS Laboratory Group

Trading Name: **ALS Technichem (HK) Pty Ltd**

11/F., Chung Shun Knitting Centre, 1-3 Wing Yip Street, Kwai Chung, N.T., Hong Kong

Tel: +852 2610 1044 Fax: +852 2610 2021 www.alsenviro.com

A Campbell Brothers Limited Company



Analytical Results

Sub-Matrix: WATER

Client sample ID

Client sampling date / time

Compound	CAS Number	LOR	Unit	MPB1 ME	MPB1 ME DUP	MPB2 ME	MPB2 ME DUP	MP ME
				[08-OCT-2008]	[08-OCT-2008]	[08-OCT-2008]	[08-OCT-2008]	[08-OCT-2008]
				HK0816458-001	HK0816458-002	HK0816458-003	HK0816458-004	HK0816458-005
EP-065A: PCB Single Congeners								
PCB 8	34883-43-7	0.01	µg/L	<0.01	<0.01	<0.01	<0.01	<0.01
PCB 18	37680-65-2	0.01	µg/L	<0.01	<0.01	<0.01	<0.01	<0.01
PCB 28	7012-37-5	0.01	µg/L	<0.01	<0.01	<0.01	<0.01	<0.01
PCB 52	35693-99-3	0.01	µg/L	<0.01	<0.01	<0.01	<0.01	<0.01
PCB 44	41464-39-5	0.01	µg/L	<0.01	<0.01	<0.01	<0.01	<0.01
PCB 66	32598-10-0	0.01	µg/L	<0.01	<0.01	<0.01	<0.01	<0.01
PCB 101	37680-73-2	0.01	µg/L	<0.01	<0.01	<0.01	<0.01	<0.01
PCB 77	32598-13-3	0.01	µg/L	<0.01	<0.01	<0.01	<0.01	<0.01
PCB 149	38380-04-0	0.01	µg/L	<0.01	<0.01	<0.01	<0.01	<0.01
PCB 118	31508-00-6	0.01	µg/L	<0.01	<0.01	<0.01	<0.01	<0.01
PCB 153	35065-27-1	0.01	µg/L	<0.01	<0.01	<0.01	<0.01	<0.01
PCB 105	32598-14-4	0.01	µg/L	<0.01	<0.01	<0.01	<0.01	<0.01
PCB 138	35065-28-2	0.01	µg/L	<0.01	<0.01	<0.01	<0.01	<0.01
PCB 126	57465-28-8	0.01	µg/L	<0.01	<0.01	<0.01	<0.01	<0.01
PCB 187	52663-68-0	0.01	µg/L	<0.01	<0.01	<0.01	<0.01	<0.01
PCB 128	38380-07-3	0.01	µg/L	<0.01	<0.01	<0.01	<0.01	<0.01
PCB 156	38380-08-4	0.01	µg/L	<0.01	<0.01	<0.01	<0.01	<0.01
PCB 180	35065-29-3	0.01	µg/L	<0.01	<0.01	<0.01	<0.01	<0.01
PCB 169	60044-26-0	0.01	µg/L	<0.01	<0.01	<0.01	<0.01	<0.01
PCB 170	35065-30-6	0.01	µg/L	<0.01	<0.01	<0.01	<0.01	<0.01
PCB 195	52663-78-2	0.01	µg/L	<0.01	<0.01	<0.01	<0.01	<0.01
EP-065B: Organochlorine Pesticides								
4,4'-DDT	50-29-3	0.01	µg/L	<0.01	<0.01	<0.01	<0.01	<0.01
4,4'-DDE	72-55-9	0.01	µg/L	<0.01	<0.01	<0.01	<0.01	<0.01
4,4'-DDD	72-54-8	0.01	µg/L	<0.01	<0.01	<0.01	<0.01	<0.01
EP-065S: PCB Congeners and Organochlorine Pesticides Surrogate						Surrogate control limits listed at end of this report.		
Decachlorobiphenyl	2051-24-3	0.1	%	101	87.8	93.8	101	97.9



Sub-Matrix: WATER				Client sample ID	MP ME DUP	C2 (NM5) ME	C2 (NM5) ME DUP	MPB1 MF	MPB1 MF DUP
Client sampling date / time				[08-OCT-2008]	[08-OCT-2008]	[08-OCT-2008]	[08-OCT-2008]	[08-OCT-2008]	
Compound	CAS Number	LOR	Unit	HK0816458-006	HK0816458-007	HK0816458-008	HK0816458-009	HK0816458-010	
EP-065A: PCB Single Congeners									
PCB 8	34883-43-7	0.01	µg/L	<0.01	<0.01	<0.01	<0.01	<0.01	
PCB 18	37680-65-2	0.01	µg/L	<0.01	<0.01	<0.01	<0.01	<0.01	
PCB 28	7012-37-5	0.01	µg/L	<0.01	<0.01	<0.01	<0.01	<0.01	
PCB 52	35693-99-3	0.01	µg/L	<0.01	<0.01	<0.01	<0.01	<0.01	
PCB 44	41464-39-5	0.01	µg/L	<0.01	<0.01	<0.01	<0.01	<0.01	
PCB 66	32598-10-0	0.01	µg/L	<0.01	<0.01	<0.01	<0.01	<0.01	
PCB 101	37680-73-2	0.01	µg/L	<0.01	<0.01	<0.01	<0.01	<0.01	
PCB 77	32598-13-3	0.01	µg/L	<0.01	<0.01	<0.01	<0.01	<0.01	
PCB 149	38380-04-0	0.01	µg/L	<0.01	<0.01	<0.01	<0.01	<0.01	
PCB 118	31508-00-6	0.01	µg/L	<0.01	<0.01	<0.01	<0.01	<0.01	
PCB 153	35065-27-1	0.01	µg/L	<0.01	<0.01	<0.01	<0.01	<0.01	
PCB 105	32598-14-4	0.01	µg/L	<0.01	<0.01	<0.01	<0.01	<0.01	
PCB 138	35065-28-2	0.01	µg/L	<0.01	<0.01	<0.01	<0.01	<0.01	
PCB 126	57465-28-8	0.01	µg/L	<0.01	<0.01	<0.01	<0.01	<0.01	
PCB 187	52663-68-0	0.01	µg/L	<0.01	<0.01	<0.01	<0.01	<0.01	
PCB 128	38380-07-3	0.01	µg/L	<0.01	<0.01	<0.01	<0.01	<0.01	
PCB 156	38380-08-4	0.01	µg/L	<0.01	<0.01	<0.01	<0.01	<0.01	
PCB 180	35065-29-3	0.01	µg/L	<0.01	<0.01	<0.01	<0.01	<0.01	
PCB 169	60044-26-0	0.01	µg/L	<0.01	<0.01	<0.01	<0.01	<0.01	
PCB 170	35065-30-6	0.01	µg/L	<0.01	<0.01	<0.01	<0.01	<0.01	
PCB 195	52663-78-2	0.01	µg/L	<0.01	<0.01	<0.01	<0.01	<0.01	
EP-065B: Organochlorine Pesticides									
4,4'-DDT	50-29-3	0.01	µg/L	<0.01	<0.01	<0.01	<0.01	<0.01	
4,4'-DDE	72-55-9	0.01	µg/L	<0.01	<0.01	<0.01	<0.01	<0.01	
4,4'-DDD	72-54-8	0.01	µg/L	<0.01	<0.01	<0.01	<0.01	<0.01	
EP-065S: PCB Congeners and Organochlorine Pesticides Surrogate							Surrogate control limits listed at end of this report.		
Decachlorobiphenyl	2051-24-3	0.1	%	83.9	99.4	69.2	59.8	70.5	



Sub-Matrix: WATER				Client sample ID	MPB2 MF	MPB2 MF DUP	MP MF	MP MF DUP	C1 (NM3) MF
Client sampling date / time				[08-OCT-2008]	[08-OCT-2008]	[08-OCT-2008]	[08-OCT-2008]	[08-OCT-2008]	[08-OCT-2008]
Compound	CAS Number	LOR	Unit	HK0816458-011	HK0816458-012	HK0816458-013	HK0816458-014	HK0816458-015	
EP-065A: PCB Single Congeners									
PCB 8	34883-43-7	0.01	µg/L	<0.01	<0.01	<0.01	<0.01	<0.01	<0.01
PCB 18	37680-65-2	0.01	µg/L	<0.01	<0.01	<0.01	<0.01	<0.01	<0.01
PCB 28	7012-37-5	0.01	µg/L	<0.01	<0.01	<0.01	<0.01	<0.01	<0.01
PCB 52	35693-99-3	0.01	µg/L	<0.01	<0.01	<0.01	<0.01	<0.01	<0.01
PCB 44	41464-39-5	0.01	µg/L	<0.01	<0.01	<0.01	<0.01	<0.01	<0.01
PCB 66	32598-10-0	0.01	µg/L	<0.01	<0.01	<0.01	<0.01	<0.01	<0.01
PCB 101	37680-73-2	0.01	µg/L	<0.01	<0.01	<0.01	<0.01	<0.01	<0.01
PCB 77	32598-13-3	0.01	µg/L	<0.01	<0.01	<0.01	<0.01	<0.01	<0.01
PCB 149	38380-04-0	0.01	µg/L	<0.01	<0.01	<0.01	<0.01	<0.01	<0.01
PCB 118	31508-00-6	0.01	µg/L	<0.01	<0.01	<0.01	<0.01	<0.01	<0.01
PCB 153	35065-27-1	0.01	µg/L	<0.01	<0.01	<0.01	<0.01	<0.01	<0.01
PCB 105	32598-14-4	0.01	µg/L	<0.01	<0.01	<0.01	<0.01	<0.01	<0.01
PCB 138	35065-28-2	0.01	µg/L	<0.01	<0.01	<0.01	<0.01	<0.01	<0.01
PCB 126	57465-28-8	0.01	µg/L	<0.01	<0.01	<0.01	<0.01	<0.01	<0.01
PCB 187	52663-68-0	0.01	µg/L	<0.01	<0.01	<0.01	<0.01	<0.01	<0.01
PCB 128	38380-07-3	0.01	µg/L	<0.01	<0.01	<0.01	<0.01	<0.01	<0.01
PCB 156	38380-08-4	0.01	µg/L	<0.01	<0.01	<0.01	<0.01	<0.01	<0.01
PCB 180	35065-29-3	0.01	µg/L	<0.01	<0.01	<0.01	<0.01	<0.01	<0.01
PCB 169	60044-26-0	0.01	µg/L	<0.01	<0.01	<0.01	<0.01	<0.01	<0.01
PCB 170	35065-30-6	0.01	µg/L	<0.01	<0.01	<0.01	<0.01	<0.01	<0.01
PCB 195	52663-78-2	0.01	µg/L	<0.01	<0.01	<0.01	<0.01	<0.01	<0.01
EP-065B: Organochlorine Pesticides									
4,4'-DDT	50-29-3	0.01	µg/L	<0.01	<0.01	<0.01	<0.01	<0.01	<0.01
4,4'-DDE	72-55-9	0.01	µg/L	<0.01	<0.01	<0.01	<0.01	<0.01	<0.01
4,4'-DDD	72-54-8	0.01	µg/L	<0.01	<0.01	<0.01	<0.01	<0.01	<0.01
EP-065S: PCB Congeners and Organochlorine Pesticides Surrogate								Surrogate control limits listed at end of this report.	
Decachlorobiphenyl	2051-24-3	0.1	%	94.7	92.0	110	87.3	106	



Sub-Matrix: WATER				Client sample ID	C1 (NM3) MF DUP	C3 (NM6) MF	C3 (NM6) MF DUP		
				Client sampling date / time	[08-OCT-2008]	[08-OCT-2008]	[08-OCT-2008]		
Compound	CAS Number	LOR	Unit	HK0816458-016	HK0816458-017	HK0816458-018			
EP-065A: PCB Single Congeners									
PCB 8	34883-43-7	0.01	µg/L	<0.01	<0.01	<0.01			
PCB 18	37680-65-2	0.01	µg/L	<0.01	<0.01	<0.01			
PCB 28	7012-37-5	0.01	µg/L	<0.01	<0.01	<0.01			
PCB 52	35693-99-3	0.01	µg/L	<0.01	<0.01	<0.01			
PCB 44	41464-39-5	0.01	µg/L	<0.01	<0.01	<0.01			
PCB 66	32598-10-0	0.01	µg/L	<0.01	<0.01	<0.01			
PCB 101	37680-73-2	0.01	µg/L	<0.01	<0.01	<0.01			
PCB 77	32598-13-3	0.01	µg/L	<0.01	<0.01	<0.01			
PCB 149	38380-04-0	0.01	µg/L	<0.01	<0.01	<0.01			
PCB 118	31508-00-6	0.01	µg/L	<0.01	<0.01	<0.01			
PCB 153	35065-27-1	0.01	µg/L	<0.01	<0.01	<0.01			
PCB 105	32598-14-4	0.01	µg/L	<0.01	<0.01	<0.01			
PCB 138	35065-28-2	0.01	µg/L	<0.01	<0.01	<0.01			
PCB 126	57465-28-8	0.01	µg/L	<0.01	<0.01	<0.01			
PCB 187	52663-68-0	0.01	µg/L	<0.01	<0.01	<0.01			
PCB 128	38380-07-3	0.01	µg/L	<0.01	<0.01	<0.01			
PCB 156	38380-08-4	0.01	µg/L	<0.01	<0.01	<0.01			
PCB 180	35065-29-3	0.01	µg/L	<0.01	<0.01	<0.01			
PCB 169	60044-26-0	0.01	µg/L	<0.01	<0.01	<0.01			
PCB 170	35065-30-6	0.01	µg/L	<0.01	<0.01	<0.01			
PCB 195	52663-78-2	0.01	µg/L	<0.01	<0.01	<0.01			
EP-065B: Organochlorine Pesticides									
4,4'-DDT	50-29-3	0.01	µg/L	<0.01	<0.01	<0.01			
4,4'-DDE	72-55-9	0.01	µg/L	<0.01	<0.01	<0.01			
4,4'-DDD	72-54-8	0.01	µg/L	<0.01	<0.01	<0.01			
EP-065S: PCB Congeners and Organochlorine Pesticides Surrogate							Surrogate control limits listed at end of this report.		
Decachlorobiphenyl	2051-24-3	0.1	%	104	90.7	92.4			



Laboratory Duplicate (DUP) Report

Matrix: WATER				Laboratory Duplicate (DUP) Report				
Laboratory sample ID	Client sample ID	Method: Compound	CAS Number	LOR	Unit	Original Result	Duplicate Result	RPD (%)
EP-065A: PCB Single Congeners (QC Lot: 780455)								
HK0816458-001	MPB1 ME	PCB 8	34883-43-7	0.01	µg/L	<0.01	<0.01	0.0
		PCB 18	37680-65-2	0.01	µg/L	<0.01	<0.01	0.0
		PCB 28	7012-37-5	0.01	µg/L	<0.01	<0.01	0.0
		PCB 52	35693-99-3	0.01	µg/L	<0.01	<0.01	0.0
		PCB 44	41464-39-5	0.01	µg/L	<0.01	<0.01	0.0
		PCB 66	32598-10-0	0.01	µg/L	<0.01	<0.01	0.0
		PCB 101	37680-73-2	0.01	µg/L	<0.01	<0.01	0.0
		PCB 77	32598-13-3	0.01	µg/L	<0.01	<0.01	0.0
		PCB 149	38380-04-0	0.01	µg/L	<0.01	<0.01	0.0
		PCB 118	31508-00-6	0.01	µg/L	<0.01	<0.01	0.0
		PCB 153	35065-27-1	0.01	µg/L	<0.01	<0.01	0.0
		PCB 105	32598-14-4	0.01	µg/L	<0.01	<0.01	0.0
		PCB 138	35065-28-2	0.01	µg/L	<0.01	<0.01	0.0
		PCB 126	57465-28-8	0.01	µg/L	<0.01	<0.01	0.0
		PCB 187	52663-68-0	0.01	µg/L	<0.01	<0.01	0.0
		PCB 128	38380-07-3	0.01	µg/L	<0.01	<0.01	0.0
		PCB 156	38380-08-4	0.01	µg/L	<0.01	<0.01	0.0
		PCB 180	35065-29-3	0.01	µg/L	<0.01	<0.01	0.0
		PCB 169	60044-26-0	0.01	µg/L	<0.01	<0.01	0.0
PCB 170	35065-30-6	0.01	µg/L	<0.01	<0.01	0.0		
PCB 195	52663-78-2	0.01	µg/L	<0.01	<0.01	0.0		
EP-065B: Organochlorine Pesticides (QC Lot: 780455)								
HK0816458-001	MPB1 ME	4.4'-DDT	50-29-3	0.01	µg/L	<0.01	<0.01	0.0
		4.4'-DDE	72-55-9	0.01	µg/L	<0.01	<0.01	0.0
		4.4'-DDD	72-54-8	0.01	µg/L	<0.01	<0.01	0.0

Method Blank (MB), Laboratory Control Spike (LCS) and Laboratory Control Spike Duplicate (DCS) Report

Matrix: WATER				Method Blank (MB) Report		Laboratory Control Spike (LCS) and Laboratory Control Spike Duplicate (DCS) Report					
Method: Compound	CAS Number	LOR	Unit	Result	Spike Concentratio	Spike Recovery (%)		Recovery Limits (%)		RPD (%)	
						LCS	DCS	Low	High	Value	Control Limit
EP-065A: PCB Single Congeners (QC Lot: 780455)											
PCB 8	34883-43-7	0.01	µg/L	<0.01	100 µg/L	87.8	----	50	130	----	----
PCB 18	37680-65-2	0.01	µg/L	<0.01	100 µg/L	92.5	----	50	130	----	----
PCB 28	7012-37-5	0.01	µg/L	<0.01	100 µg/L	104	----	50	130	----	----
PCB 52	35693-99-3	0.01	µg/L	<0.01	100 µg/L	106	----	50	130	----	----
PCB 44	41464-39-5	0.01	µg/L	<0.01	100 µg/L	106	----	50	130	----	----
PCB 66	32598-10-0	0.01	µg/L	<0.01	100 µg/L	103	----	50	130	----	----
PCB 101	37680-73-2	0.01	µg/L	<0.01	100 µg/L	104	----	50	130	----	----



Matrix: WATER		Method Blank (MB) Report			Laboratory Control Spike (LCS) and Laboratory Control Spike Duplicate (DCS) Report						
Method: Compound	CAS Number	LOR	Unit	Result	Spike Concentration	Spike Recovery (%)		Recovery Limits (%)		RPD (%)	
						LCS	DCS	Low	High	Value	Control Limit
EP-065A: PCB Single Congeners (QC Lot: 780455) - Continued											
PCB 77	32598-13-3	0.01	µg/L	<0.01	100 µg/L	101	----	50	130	----	----
PCB 149	38380-04-0	0.01	µg/L	<0.01	100 µg/L	105	----	50	130	----	----
PCB 118	31508-00-6	0.01	µg/L	<0.01	100 µg/L	104	----	50	130	----	----
PCB 153	35065-27-1	0.01	µg/L	<0.01	100 µg/L	106	----	50	130	----	----
PCB 105	32598-14-4	0.01	µg/L	<0.01	100 µg/L	104	----	50	130	----	----
PCB 138	35065-28-2	0.01	µg/L	<0.01	100 µg/L	107	----	50	130	----	----
PCB 126	57465-28-8	0.01	µg/L	<0.01	100 µg/L	106	----	50	130	----	----
PCB 187	52663-68-0	0.01	µg/L	<0.01	100 µg/L	103	----	50	130	----	----
PCB 128	38380-07-3	0.01	µg/L	<0.01	100 µg/L	108	----	50	130	----	----
PCB 156	38380-08-4	0.01	µg/L	<0.01	100 µg/L	106	----	50	130	----	----
PCB 180	35065-29-3	0.01	µg/L	<0.01	100 µg/L	110	----	50	130	----	----
PCB 169	60044-26-0	0.01	µg/L	<0.01	100 µg/L	113	----	50	130	----	----
PCB 170	35065-30-6	0.01	µg/L	<0.01	100 µg/L	113	----	50	130	----	----
PCB 195	52663-78-2	0.01	µg/L	<0.01	100 µg/L	115	----	50	130	----	----
EP-065B: Organochlorine Pesticides (QC Lot: 780455)											
4,4'-DDT	50-29-3	0.01	µg/L	<0.01	25 µg/L	# Not Determined	----	50	130	----	----
4,4'-DDE	72-55-9	0.01	µg/L	<0.01	25 µg/L	# Not Determined	----	50	130	----	----
4,4'-DDD	72-54-8	0.01	µg/L	<0.01	25 µg/L	# Not Determined	----	50	130	----	----

Matrix Spike (MS) and Matrix Spike Duplicate (MSD) Report

- No Matrix Spike (MS) or Matrix Spike Duplicate (MSD) Results are required to be reported.

Surrogate Control Limits

Sub-Matrix: WATER		Recovery Limits (%)	
Compound	CAS Number	Low	High
EP-065S: PCB Congeners and Organochlorine Pesticides Surrogate			
Decachlorobiphenyl	2051-24-3	50	130



Environmental Division

CERTIFICATE OF ANALYSIS

CONTACT: MS KAREN LUI
CLIENT: ERM HONG KONG
ADDRESS: 21/F, LINCOLN HOUSE, 979 KING'S ROAD,
TAIKOO PLACE, ISLAND EAST,
QUARRY BAY, HONG KONG.
PROJECT: EM&A FOR THE PERMANENT AVIATION FUEL FACILITY

Batch: HK0816458
LABORATORY: HONG KONG
DATE RECEIVED: 08/10/2008
DATE OF ISSUE: 22/10/2008
SAMPLE TYPE: WATER
No. of SAMPLES: 18

COMMENTS

Sample(s) were collected by ALS Technichem (HK) staff on 08 October, 2008.
Water sample(s) analysed and reported on an as received basis.
PAHs were subcontracted and tested by ALS Sydney.
ALS Sydney details report was attached. The attached report contains a total of 14 pages.

Sample Details

ALS Lab ID	Sample ID	Date of Sampling
HK0816458 - 1	MPB1_ME	08/10/2008
HK0816458 - 2	MPB1_ME DUP	08/10/2008
HK0816458 - 3	MPB2_ME	08/10/2008
HK0816458 - 4	MPB2_ME DUP	08/10/2008
HK0816458 - 5	MP_ME	08/10/2008
HK0816458 - 6	MP_ME DUP	08/10/2008
HK0816458 - 7	C2 (NM5)_ME	08/10/2008
HK0816458 - 8	C2 (NM5)_ME DUP	08/10/2008
HK0816458 - 9	MPB1_MF	08/10/2008
HK0816458 - 10	MPB1_MF DUP	08/10/2008
HK0816458 - 11	MPB2_MF	08/10/2008
HK0816458 - 12	MPB2_MF DUP	08/10/2008
HK0816458 - 13	MP_MF	08/10/2008
HK0816458 - 14	MP_MF DUP	08/10/2008
HK0816458 - 15	C1 (NM3)_MF	08/10/2008
HK0816458 - 16	C1 (NM3)_MF DUP	08/10/2008
HK0816458 - 17	C3 (NM6)_MF	08/10/2008
HK0816458 - 18	C3 (NM6)_MF DUP	08/10/2008

ISSUING LABORATORY: HONG KONG

Address
ALS Technichem (HK) Pty Ltd
11/F Chung Shun Knitting Centre
1-3 Wing Yip Street
Kwai Chung
HONG KONG

Phone: 852-2610 1044
Fax: 852-2610 2021
Email: hongkong@alsenviro.com


Ms Wong Wai Man Alice
Laboratory Manager Hong Kong

Other ALS Environmental Laboratories

AUSTRALIA	AMERICAS
Brisbane	Vancouver
Hong Kong	Santiago
Melbourne	Amtofagasta
Singapore	Lima
Sydney	
Newcastle	
Kuala Lumpur	
Bogor	

This report may not be reproduced except with prior written approval from ALS Technichem (HK) Pty Ltd.

Abbreviations: % SPK REC denotes percentage spike recovery
CHK denotes duplicate check sample
LOR denotes limit of reporting
LCS % REC denotes Laboratory Control Sample percentage recovery



Environmental Division

CERTIFICATE OF ANALYSIS

Work Order	: ES0815064	Page	: 1 of 8
Client	: ALS TECHNICHEM (HK)	Laboratory	: Environmental Division Sydney
Contact	: MS ALICE WONG	Contact	: Charlie Pierce
Address	: 11/F CHUNG SHUN KNITTING CNTR 1-3 WING YIP STREET KWAI CHUNG, N.T HONG KONG HONG KONG	Address	: 277-289 Woodpark Road Smithfield NSW Australia 2164
E-mail	: alice.wong@alsenviro.com	E-mail	: charlie.pierce@alsenviro.com
Telephone	: +852 001185226101044	Telephone	: +61-2-8784 8555
Facsimile	: +852 26102021	Facsimile	: +61-2-8784 8500
Project	: ----	QC Level	: NEPM 1999 Schedule B(3) and ALS QCS3 requirement
Order number	: ----	Date Samples Received	: 14-OCT-2008
C-O-C number	: ----	Issue Date	: 22-OCT-2008
Sampler	: ----	No. of samples received	: 18
Site	: ----	No. of samples analysed	: 18
Quote number	: SY/241/07		

This report supersedes any previous report(s) with this reference. Results apply to the sample(s) as submitted. All pages of this report have been checked and approved for release.

This Certificate of Analysis contains the following information:

- General Comments
- Analytical Results
- Surrogate Control Limits



WORLD RECOGNISED
ACCREDITATION

NATA Accredited Laboratory 825

This document is issued in
accordance with NATA
accreditation requirements.

Accredited for compliance with
ISO/IEC 17025.

Signatories

This document has been electronically signed by the authorized signatories indicated below. Electronic signing has been carried out in compliance with procedures specified in 21 CFR Part 11.

Signatories

Alex Rossi

Position

Organic Chemist

Accreditation Category

Organics

Page : 3 of 8
Work Order : ES0815064
Client : ALS TECHNICHEM (HK)
Project : ----



General Comments

The analytical procedures used by the Environmental Division have been developed from established internationally recognized procedures such as those published by the USEPA, APHA, AS and NEPM. In house developed procedures are employed in the absence of documented standards or by client request.

Where moisture determination has been performed, results are reported on a dry weight basis.

Where a reported less than (<) result is higher than the LOR, this may be due to primary sample extract/digestate dilution and/or insufficient sample for analysis.

Where the LOR of a reported result differs from standard LOR, this may be due to high moisture content, insufficient sample (reduced weight employed) or matrix interference.

When date(s) and/or time(s) are shown bracketed, these have been assumed by the laboratory for processing purposes. If the sampling time is displayed as 0:00 the information was not provided by client.

Key : CAS Number = Chemistry Abstract Services number

LOR = Limit of reporting

^ = This result is computed from individual analyte detections at or above the level of reporting



Analytical Results

Sub-Matrix: WATER	Client sample ID	HK0816458-1	HK0816458-2	HK0816458-3	HK0816458-4	HK0816458-5
	Client sampling date / time	MPB1-ME	MPB1-ME DUP	MPB2-ME	MPB2-ME DUP	MP-ME
Compound	CAS Number	LDR	Unit	08-OCT-2008 15:00	08-OCT-2008 15:00	08-OCT-2008 15:00
				ES0815064-001	ES0815064-002	ES0815064-003
				ES0815064-004	ES0815064-005	
EP132B: Polynuclear Aromatic Hydrocarbons						
3-Methylcholanthrene	56-49-5	0.1	µg/L	<0.1	<0.1	<0.1
2-Methylnaphthalene	91-57-6	0.1	µg/L	<0.1	<0.1	<0.1
7,12-Dimethylbenz(a)anthracene	57-97-5	0.1	µg/L	<0.1	<0.1	<0.1
Acenaphthene	83-32-9	0.1	µg/L	<0.1	<0.1	<0.1
Acenaphthylene	208-96-8	0.1	µg/L	<0.1	<0.1	<0.1
Anthracene	120-12-7	0.1	µg/L	<0.1	<0.1	<0.1
Benz(a)anthracene	56-55-3	0.1	µg/L	<0.1	<0.1	<0.1
Benzo(a)pyrene	50-32-6	0.05	µg/L	<0.05	<0.05	<0.05
Benzo(b)fluoranthene	205-99-2	0.1	µg/L	<0.1	<0.1	<0.1
Benzo(e)pyrene	192-97-2	0.1	µg/L	<0.1	<0.1	<0.1
Benzo(g,h,i)perylene	191-24-2	0.1	µg/L	<0.1	<0.1	<0.1
Benzo(k)fluoranthene	207-08-8	0.1	µg/L	<0.1	<0.1	<0.1
Chrysene	218-01-9	0.1	µg/L	<0.1	<0.1	<0.1
Coronene	191-07-1	0.1	µg/L	<0.1	<0.1	<0.1
Dibenz(a,h)anthracene	53-70-3	0.1	µg/L	<0.1	<0.1	<0.1
Fluoranthene	206-44-0	0.1	µg/L	<0.1	<0.1	<0.1
Fluorene	86-73-7	0.1	µg/L	<0.1	<0.1	<0.1
Indeno(1,2,3-cd)pyrene	193-39-5	0.1	µg/L	<0.1	<0.1	<0.1
N-2-Fluorenyl Acetamide	53-96-3	0.1	µg/L	<0.1	<0.1	<0.1
Naphthalene	91-20-3	0.1	µg/L	<0.1	<0.1	<0.1
Perylene	198-55-0	0.1	µg/L	<0.1	<0.1	<0.1
Phenanthrene	85-01-8	0.1	µg/L	<0.1	<0.1	<0.1
Pyrene	129-00-0	0.1	µg/L	<0.1	<0.1	<0.1
EP132T: Base/Neutral Extractable Surrogates						
2-Fluorobiphenyl	321-60-8	0.1	%	87.1	101	93.0
Anthracene-d10	1719-06-8	0.1	%	86.3	99.5	93.0
4-Terphenyl-d14	1718-51-0	0.1	%	78.3	96.1	91.4



Analytical Results

Sub-Matrix: WATER	Client sample ID	HK0816458-6	HK0816458-7	HK0816458-8	HK0816458-9	HK0816458-10
	Client sampling date / time	MP-ME DUP	C2 (NM5)-ME	C2 (NM5)-ME DUP	MPB1-MF	MPB1-MF DUP
Compound	CAS Number	LOW	Unit	08-OCT-2008 15:00	08-OCT-2008 15:00	08-OCT-2008 15:00
				ES0815064-006	ES0815064-007	ES0815064-008
				ES0815064-009	ES0815064-010	
EP132B: Polynuclear Aromatic Hydrocarbons						
3-Methylcholanthrene	58-49-5	0.1	µg/L	<0.1	<0.1	<0.1
2-Methylnaphthalene	91-57-6	0.1	µg/L	<0.1	<0.1	<0.1
7,12-Dimethylbenz(a)anthracene	57-97-8	0.1	µg/L	<0.1	<0.1	<0.1
Acenaphthene	83-32-9	0.1	µg/L	<0.1	<0.1	<0.1
Acenaphthylene	208-96-8	0.1	µg/L	<0.1	<0.1	<0.1
Anthracene	120-12-7	0.1	µg/L	<0.1	<0.1	<0.1
Benzo(a)anthracene	56-55-3	0.1	µg/L	<0.1	<0.1	<0.1
Benzo(a)pyrene	50-32-8	0.05	µg/L	<0.05	<0.05	<0.05
Benzo(b)fluoranthene	205-99-2	0.1	µg/L	<0.1	<0.1	<0.1
Benzo(e)pyrene	192-97-2	0.1	µg/L	<0.1	<0.1	<0.1
Benzo(g,h,i)perylene	191-24-2	0.1	µg/L	<0.1	<0.1	<0.1
Benzo(k)fluoranthene	207-08-9	0.1	µg/L	<0.1	<0.1	<0.1
Chrysene	218-01-9	0.1	µg/L	<0.1	<0.1	<0.1
Coronene	191-07-1	0.1	µg/L	<0.1	<0.1	<0.1
Dibenz(a,h)anthracene	53-70-3	0.1	µg/L	<0.1	<0.1	<0.1
Fluoranthene	206-44-0	0.1	µg/L	<0.1	<0.1	<0.1
Fluorene	86-73-7	0.1	µg/L	<0.1	<0.1	<0.1
Indeno(1,2,3-cd)pyrene	193-39-5	0.1	µg/L	<0.1	<0.1	<0.1
N-2-Fluorenyl Acetamide	53-86-3	0.1	µg/L	<0.1	<0.1	<0.1
Naphthalene	91-20-3	0.1	µg/L	<0.1	<0.1	<0.1
Perylene	198-55-0	0.1	µg/L	<0.1	<0.1	<0.1
Phenanthrene	85-01-8	0.1	µg/L	<0.1	<0.1	<0.1
Pyrene	129-00-0	0.1	µg/L	<0.1	<0.1	<0.1
EP132T: Base/Neutral Extractable Surrogates						
2-Fluorobiphenyl	321-60-8	0.1	%	98.8	95.8	96.0
Anthracene-d10	1719-06-8	0.1	%	96.3	98.6	102
4-Terphenyl-d14	1718-51-0	0.1	%	98.0	102	90.4
						96.4
						96.2
						97.2
						101



Analytical Results

Sub-Matrix: WATER

Compound	CAS Number	LOR	Unit	Client sample ID:	Client sampling date / time	ES0815064-011	ES0815064-012	ES0815064-013	ES0815064-014	ES0815064-015
				HK0816458-11 MPB2-MF 08-OCT-2008 15:00	HK0816458-12 MPB2-MF DUP 08-OCT-2008 15:00	HK0816458-13 MP-MF 08-OCT-2008 15:00	HK0816458-14 MP-MF DUP 08-OCT-2008 15:00	HK0816458-15 C1 (NM3)-MF 08-OCT-2008 15:00		
EP132B: Polynuclear Aromatic Hydrocarbons										
3-Methylcholanthrene	56-49-5	0.1	µg/L	<0.1	<0.1	<0.1	<0.1	<0.1	<0.1	<0.1
2-Methylnaphthalene	91-57-6	0.1	µg/L	<0.1	<0.1	<0.1	<0.1	<0.1	<0.1	<0.1
7,12-Dimethylbenz(a)anthracene	57-97-6	0.1	µg/L	<0.1	<0.1	<0.1	<0.1	<0.1	<0.1	<0.1
Acenaphthene	83-32-9	0.1	µg/L	<0.1	<0.1	<0.1	<0.1	<0.1	<0.1	<0.1
Acenaphthylene	208-96-8	0.1	µg/L	<0.1	<0.1	<0.1	<0.1	<0.1	<0.1	<0.1
Anthracene	120-12-7	0.1	µg/L	<0.1	<0.1	<0.1	<0.1	<0.1	<0.1	<0.1
Benz(a)anthracene	56-55-3	0.1	µg/L	<0.1	<0.1	<0.1	<0.1	<0.1	<0.1	<0.1
Benzo(a)pyrene	50-32-8	0.05	µg/L	<0.05	<0.05	<0.05	<0.05	<0.05	<0.05	<0.05
Benzo(b)fluoranthene	205-99-2	0.1	µg/L	<0.1	<0.1	<0.1	<0.1	<0.1	<0.1	<0.1
Benzo(e)pyrene	192-97-2	0.1	µg/L	<0.1	<0.1	<0.1	<0.1	<0.1	<0.1	<0.1
Benzo(g,h,i)perylene	191-24-2	0.1	µg/L	<0.1	<0.1	<0.1	<0.1	<0.1	<0.1	<0.1
Benzo(k)fluoranthene	207-08-9	0.1	µg/L	<0.1	<0.1	<0.1	<0.1	<0.1	<0.1	<0.1
Chrysene	218-01-9	0.1	µg/L	<0.1	<0.1	<0.1	<0.1	<0.1	<0.1	<0.1
Coronene	191-07-1	0.1	µg/L	<0.1	<0.1	<0.1	<0.1	<0.1	<0.1	<0.1
Dibenz(a,h)anthracene	53-70-3	0.1	µg/L	<0.1	<0.1	<0.1	<0.1	<0.1	<0.1	<0.1
Fluoranthene	206-44-0	0.1	µg/L	<0.1	<0.1	<0.1	<0.1	<0.1	<0.1	<0.1
Fluorene	86-73-7	0.1	µg/L	<0.1	<0.1	<0.1	<0.1	<0.1	<0.1	<0.1
Indeno(1,2,3-cd)pyrene	193-39-5	0.1	µg/L	<0.1	<0.1	<0.1	<0.1	<0.1	<0.1	<0.1
N-2-Fluorenyl Acetamide	53-96-3	0.1	µg/L	<0.1	<0.1	<0.1	<0.1	<0.1	<0.1	<0.1
Naphthalene	91-20-3	0.1	µg/L	<0.1	<0.1	<0.1	<0.1	<0.1	<0.1	<0.1
Perylene	198-55-0	0.1	µg/L	<0.1	<0.1	<0.1	<0.1	<0.1	<0.1	<0.1
Phenanthrene	85-01-8	0.1	µg/L	<0.1	<0.1	<0.1	<0.1	<0.1	<0.1	<0.1
Pyrene	129-00-0	0.1	µg/L	<0.1	<0.1	<0.1	<0.1	<0.1	<0.1	<0.1
EP132T: Base/Neutral Extractable Surrogates										
2-Fluorobiphenyl	321-60-8	0.1	%	88.4	91.1	98.0	97.9	106		
Anthracene-d10	1719-06-8	0.1	%	90.2	93.8	103	100	108		
4-Terphenyl-d14	1718-51-0	0.1	%	91.6	93.3	109	105	113		



Analytical Results

Sub-Matrix: WATER	Client sample ID	HK0816458-16	HK0816458-17	HK0816458-18	---	---
	Client sampling date / time	C1 (NM3)-MF DUP	C3(NM6)-MF	C3(NM6)-MF DUP	---	---
Compound	CAS Number	LOR	Unit	ES0815064-016	ES0815064-017	ES0815064-018
EP132B: Polynuclear Aromatic Hydrocarbons						
3-Methylcholanthrene	56-49-5	0.1	µg/L	<0.1	<0.1	<0.1
2-Methylnaphthalene	91-57-6	0.1	µg/L	<0.1	<0.1	<0.1
7,12-Dimethylbenz(a)anthracene	57-97-6	0.1	µg/L	<0.1	<0.1	<0.1
Acenaphthene	83-32-9	0.1	µg/L	<0.1	<0.1	<0.1
Acenaphthylene	208-96-8	0.1	µg/L	<0.1	<0.1	<0.1
Anthracene	120-12-7	0.1	µg/L	<0.1	<0.1	<0.1
Benz(a)anthracene	56-55-3	0.1	µg/L	<0.1	<0.1	<0.1
Benzo(a)pyrene	50-32-8	0.05	µg/L	<0.05	<0.05	<0.05
Benzo(b)fluoranthene	205-99-2	0.1	µg/L	<0.1	<0.1	<0.1
Benzo(e)pyrene	192-97-2	0.1	µg/L	<0.1	<0.1	<0.1
Benzo(g,h,i)perylene	191-24-2	0.1	µg/L	<0.1	<0.1	<0.1
Benzo(k)fluoranthene	207-08-9	0.1	µg/L	<0.1	<0.1	<0.1
Chrysene	218-01-9	0.1	µg/L	<0.1	<0.1	<0.1
Coronene	191-07-1	0.1	µg/L	<0.1	<0.1	<0.1
Dibenz(a,h)anthracene	53-70-3	0.1	µg/L	<0.1	<0.1	<0.1
Fluoranthene	206-44-0	0.1	µg/L	<0.1	<0.1	<0.1
Fluorene	86-73-7	0.1	µg/L	<0.1	<0.1	<0.1
Indeno(1,2,3-cd)pyrene	183-39-5	0.1	µg/L	<0.1	<0.1	<0.1
N-2-Fluorenyl Acetamide	53-96-3	0.1	µg/L	<0.1	<0.1	<0.1
Naphthalene	91-20-3	0.1	µg/L	<0.1	<0.1	<0.1
Perylene	188-55-0	0.1	µg/L	<0.1	<0.1	<0.1
Phenanthrene	85-01-8	0.1	µg/L	<0.1	<0.1	<0.1
Pyrene	129-00-0	0.1	µg/L	<0.1	<0.1	<0.1
EP132T: Base/Neutral Extractable Surrogates						
2-Fluorobiphenyl	321-80-8	0.1	%	98.5	106	98.0
Anthracene-d10	1719-06-8	0.1	%	101	109	99.4
4-Terphenyl-d14	1718-51-0	0.1	%	109	118	105



Surrogate Control Limits

Component	CAS Number	Recovery Limits (%)	
		Low	High
EP132T: Base/Neutral Extractable Surrogates			
2-Fluorobiphenyl	321-60-8	43	116
Anthracene-d10	1719-06-8	27	133
4-Terphenyl-d14	1718-51-0	33	141



Environmental Division

QUALITY CONTROL REPORT

Work Order	: ES0815064	Page	: 1 of 6
Client	: ALS TECHNICHEM (HK)	Laboratory	: Environmental Division Sydney
Contact	: MS ALICE WONG	Contact	: Charlie Pierce
Address	: 11/F CHUNG SHUN KNITTING CNTR 1-3 WING YIP STREET KWAI CHUNG, N.T HONG KONG HONG KONG	Address	: 277-289 Woodpark Road Smithfield NSW Australia 2164
E-mail	: alice.wong@alsenviro.com	E-mail	: charlie.pierce@alsenviro.com
Telephone	: +852 001185226101044	Telephone	: +61-2-8784 8555
Facsimile	: +852 26102021	Facsimile	: +61-2-8784 8500
Project	: ----	QC Level	: NEPM 1999 Schedule B(3) and ALS QCS3 requirement
Site	: ----	Date Samples Received	: 14-OCT-2008
C-O-C number	: ----	Issue Date	: 22-OCT-2008
Sampler	: ----	No. of samples received	: 18
Order number	: ----	No. of samples analysed	: 18
Quote number	: SY/241/07		

This report supersedes any previous report(s) with this reference. Results apply to the sample(s) as submitted. All pages of this report have been checked and approved for release.

This Quality Control Report contains the following information:

- Laboratory Duplicate (DUP) Report; Relative Percentage Difference (RPD) and Acceptance Limits
- Method Blank (MB) and Laboratory Control Spike (LCS) Report; Recovery and Acceptance Limits
- Matrix Spike (MS) Report; Recovery and Acceptance Limits



NATA Accredited Laboratory 825

This document is issued in accordance with NATA accreditation requirements.

WORLD RECOGNISED
ACCREDITATION

Accredited for compliance with ISO/IEC 17025.

Signatories

This document has been electronically signed by the authorized signatories indicated below. Electronic signing has been carried out in compliance with procedures specified in 21 CFR Part 11.

<i>Signatories</i>	<i>Position</i>	<i>Accreditation Category</i>
Alex Rossi	Organic Chemist	Organics

Page 2 of 6
Work Order : ES0815064
Client : ALS TECHNICHEM (HK)
Project : ----



General Comments

The analytical procedures used by the Environmental Division have been developed from established internationally recognized procedures such as those published by the USEPA, APHA, AS and NEPM. In house developed procedures are employed in the absence of documented standards or by client request.

Where moisture determination has been performed, results are reported on a dry weight basis.

Where a reported less than (<) result is higher than the LOR, this may be due to primary sample extract/digestate dilution and/or insufficient sample for analysis.

Where the LOR of a reported result differs from standard LOR, this may be due to high moisture content, insufficient sample (reduced weight employed) or matrix interference.

Key : Anonymous = Refers to samples which are not specifically part of this work order but formed part of the QC process lot
 CAS Number = Chemistry Abstract Services number
 LOR = Limit of reporting
 RPD = Relative Percentage Difference
 # = Indicates failed QC



Method Blank (MB) and Laboratory Control Spike (LCS) Report

The quality control term Method / Laboratory Blank refers to an analyte free matrix to which all reagents are added in the same volumes or proportions as used in standard sample preparation. The purpose of this QC parameter is to monitor potential laboratory contamination. The quality control term Laboratory Control Sample (LCS) refers to a certified reference material, or a known interference free matrix spiked with target analytes. The purpose of this QC parameter is to monitor method precision and accuracy independent of sample matrix. Dynamic Recovery Limits are based on statistical evaluation of processed LCS.

Sub-Matrix: **WATER**

Method Component	CAS Number	LDR	Unit	Method Blank (MB)	Spike Concentration	Laboratory Control Spike (LCS) Report	
				Result		Spike Recovery (%)	Recovery Limits (%)
						Low	High
EP132B: Polynuclear Aromatic Hydrocarbons (QCLot: 784266)							
EP132: 3-Methylcholanthrene	56-45-5	0.1	µg/L	<0.1	---	---	---
		0.10	µg/L	---	2 µg/L	96.5	65.8 121
EP132: 2-Methylnaphthalene	91-57-6	0.1	µg/L	<0.1	---	---	---
		0.10	µg/L	---	2 µg/L	93.2	67.7 112
EP132: 7,12-Dimethylbenz(a)anthracene	57-97-6	0.1	µg/L	<0.1	---	---	---
		0.10	µg/L	---	2 µg/L	83.7	11.6 146
EP132: Acenaphthene	83-32-9	0.1	µg/L	<0.1	---	---	---
		0.10	µg/L	---	2 µg/L	85.3	73.2 111
EP132: Acenaphthylene	208-96-8	0.1	µg/L	<0.1	---	---	---
		0.10	µg/L	---	2 µg/L	90.8	72.4 112
EP132: Anthracene	120-12-7	0.1	µg/L	<0.1	---	---	---
		0.10	µg/L	---	2 µg/L	90.0	73.4 113
EP132: Benz(a)anthracene	56-55-3	0.1	µg/L	<0.1	---	---	---
		0.10	µg/L	---	2 µg/L	89.0	73.6 114
EP132: Benzo(a)pyrene	50-32-8	0.05	µg/L	<0.05	2 µg/L	98.1	75.2 117
EP132: Benzo(b)fluoranthene	205-99-2	0.1	µg/L	<0.1	---	---	---
		0.10	µg/L	---	2 µg/L	85.3	71.4 119
EP132: Benzo(e)pyrene	192-97-2	0.1	µg/L	<0.1	---	---	---
		0.10	µg/L	---	2 µg/L	100	75.3 118
EP132: Benzo(g,h,i)perylene	191-24-2	0.1	µg/L	<0.1	---	---	---
		0.10	µg/L	---	2 µg/L	93.2	66.6 121
EP132: Benzo(k)fluoranthene	207-08-9	0.1	µg/L	<0.1	---	---	---
		0.10	µg/L	---	2 µg/L	108	74.8 118
EP132: Chrysene	218-01-9	0.1	µg/L	<0.1	---	---	---
		0.10	µg/L	---	2 µg/L	86.5	69.6 120
EP132: Coronene	191-07-1	0.1	µg/L	<0.1	---	---	---
		0.10	µg/L	---	2 µg/L	86.6	47.4 131
EP132: Dibenz(a,h)anthracene	53-70-3	0.1	µg/L	<0.1	---	---	---
		0.10	µg/L	---	2 µg/L	96.2	71.5 117
EP132: Fluoranthene	206-44-0	0.1	µg/L	<0.1	---	---	---
		0.10	µg/L	---	2 µg/L	93.3	74.8 117
EP132: Fluorene	86-73-7	0.1	µg/L	<0.1	---	---	---
		0.10	µg/L	---	2 µg/L	86.5	72.9 114
EP132: Indeno(1,2,3-cd)pyrene	193-39-5	0.1	µg/L	<0.1	---	---	---
		0.10	µg/L	---	2 µg/L	95.2	67.8 119



Substrate: WATER

Method: Compound	CAS Number	LDR	Unit	Method Blank (MB)	Spike	Laboratory Control Spike (LCS) Report			
				Report		Spike Concentration	Spike Recovery (%)	Recovery Limits (%)	
				Result		LCS	Low	High	
EP132B: Polynuclear Aromatic Hydrocarbons (DCLot: 784266) - continued									
EP132: N-2-Fluorenyl Acetamide	53-96-3	0.1	µg/L	<0.1	----	----	----	----	----
		0.10	µg/L	----	2 µg/L	85.2	53.6	131	
EP132: Naphthalene	91-20-3	0.1	µg/L	<0.1	----	----	----	----	----
		0.10	µg/L	----	2 µg/L	91.3	68.3	116	
EP132: Perylene	198-55-0	0.1	µg/L	<0.1	----	----	----	----	----
		0.10	µg/L	----	2 µg/L	97.3	68	122	
EP132: Phenanthrene	85-01-8	0.1	µg/L	<0.1	----	----	----	----	----
		0.10	µg/L	----	2 µg/L	91.4	74.8	112	
EP132: Pyrene	129-00-0	0.1	µg/L	<0.1	----	----	----	----	----
		0.10	µg/L	----	2 µg/L	88.8	75.1	117	

Annex I

Dolphin Sighting Records

Project name: EM&A for Permanent Aviation Fuel Facility (PAFF)

Activity: Dolphin Impact Monitoring - Field Log Sheet

*Remark: Record the number of dolphin occurrence within the 250m exclusion (A) prior to dredging and (B) during dredging

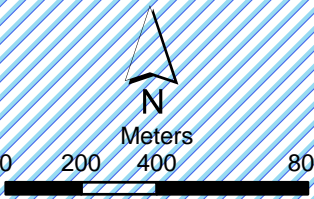
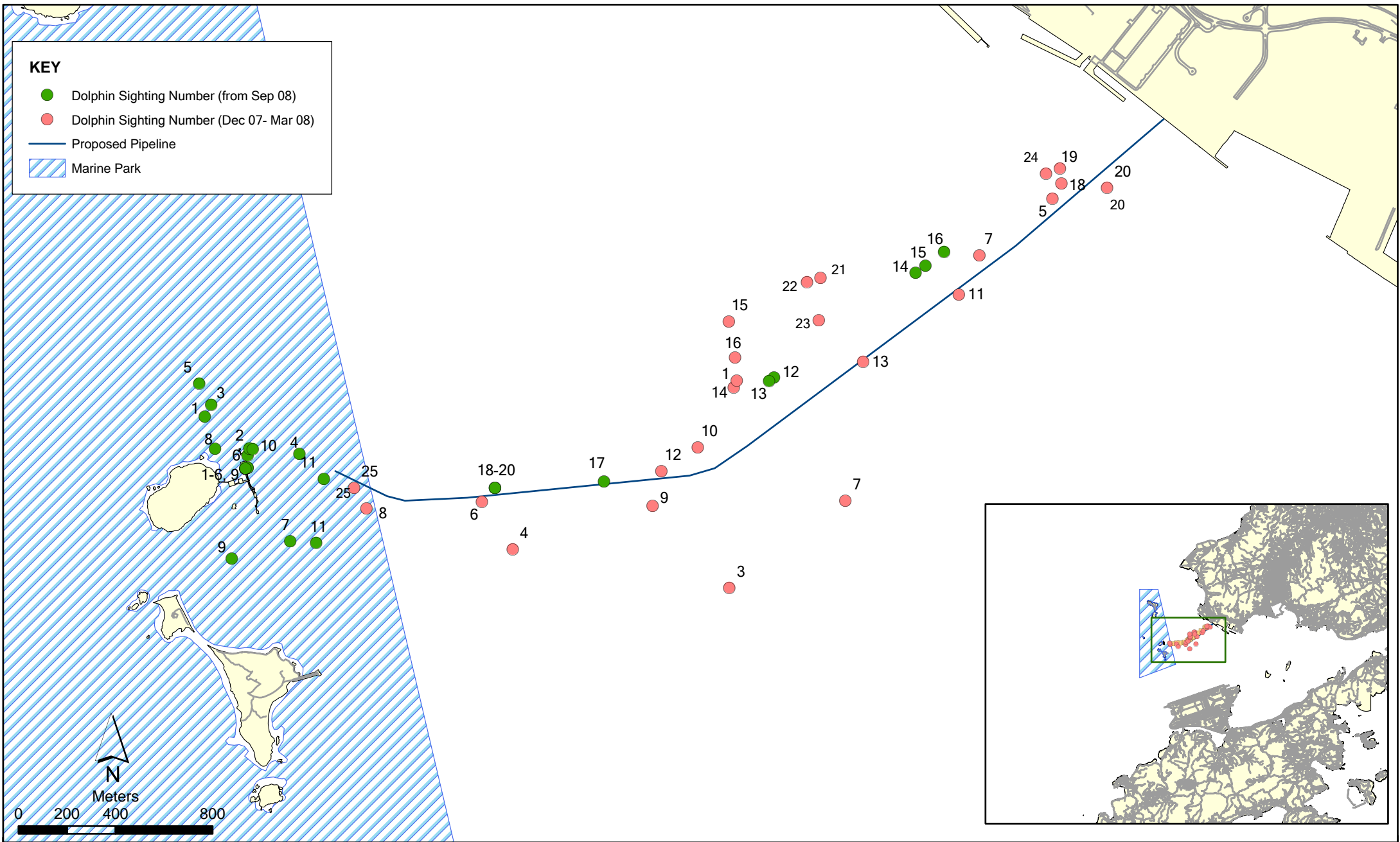
** Sighting recorded when there is no dredging

Week	Date		Dredger 1		Observers' Names	
			No. of Dolphin Occurrence*	Sighting No.		
1	Mon	01-Sep	No Dredging	-	Richard Huang	
	Tue	02-Sep	15	1-7	Anton Tsang	
	Wed	03-Sep	2	8	Anton Tsang	
	Thu	04-Sep	1	9	Richard Huang	
	Fri	05-Sep	1	10	Anton Tsang	
	Sat	06-Sep	No Dredging			
	Sun	07-Sep	No Dredging			
2	Mon	08-Sep	No Dredging		Richard Huang	
	Tue	09-Sep	0	-	Anton Tsang	
	Wed	10-Sep	0	-	Anton Tsang	
	Thu	11-Sep	0	-	Richard Huang	
	Fri	12-Sep	0	-	Anton Tsang	
	Sat	13-Sep	No Dredging			
	Sun	14-Sep	No Dredging			
3	Mon	15-Sep	No Dredging			
	Tue	16-Sep	0	-	Richard Huang	
	Wed	17-Sep	0	-	Anton Tsang	
	Thu	18-Sep	0	-	Richard Huang	
	Fri	19-Sep	0	-	Anton Tsang	
	Sat	20-Sep	No Dredging			
	Sun	21-Sep	No Dredging			
4	Mon	22-Sep	No Dredging	-	Ivy So	
	Tue	23-Sep	No Dredging	-	Anton Tsang	
	Wed	24-Sep	Typhoon			
	Thu	25-Sep	0	-	Richard Huang	
	Fri	26-Sep	0	-	Ivy So	
	Sat	27-Sep	No Dredging			
	Sun	28-Sep	No Dredging			

5	Mon	29-Sep	0	-	Ivy So
	Tue	30-Sep	4	11	Ivy So
	Wed	01-Oct	0	-	Richard Huang
	Thu	02-Oct	0	-	Ivy So
	Fri	03-Oct	0	-	Ivy So
	Sat	04-Oct	0	-	Ivy So
	Sun	05-Oct	0	-	Richard Huang
6	Mon	06-Oct	0	-	Ivy So
	Tue	07-Oct	0	-	Richard Huang
	Wed	08-Oct	0	-	Ivy So
	Thu	09-Oct	4	12-13	Ivy So
	Fri	10-Oct	0	-	Ivy So
	Sat	11-Oct	3	14	Ivy So
	Sun	12-Oct	1	15	Richard Huang
7	Mon	13-Oct	3	16	Ivy So
	Tue	14-Oct	0	-	Ivy So
	Wed	15-Oct	No Dredging	-	Ivy So
	Thu	16-Oct	0	-	Chung
	Fri	17-Oct	0	-	Ivy So
	Sat	18-Oct	0	-	Ivy So
	Sun	19-Oct	1	71	Richard Huang
8	Mon	20-Oct	0	-	Ivy So
	Tue	21-Oct	0	-	Ivy So
	Wed	22-Oct	8	18-20	Ivy So
	Thu	23-Oct	0	-	Richard Huang
	Fri	24-Oct	0	-	Ivy So
	Sat	25-Oct	0	-	Ivy So
	Sun	26-Oct	0	-	Richard Huang
9	Mon	27-Oct	No Dredging		
	Tue	28-Oct	No Dredging		
	Wed	29-Oct	No Dredging		
	Thu	30-Oct	No Dredging		
	Fri	31-Oct	No Dredging		

KEY

- Dolphin Sighting Number (from Sep 08)
- Dolphin Sighting Number (Dec 07- Mar 08)
- Proposed Pipeline
- Marine Park



Dolphin Sighting Locations (as of 31 October 2008)

File: 0018105_Dolphin_nov08.mxd
Date: 06/11/2008

Environmental Resources Management

19	07/03/2008	1018	ST20	Urmston Road	450	810019.75	825074.94	11	200	1	1UA	2	None	Traveling	
					460	810011.71	825068.99								
20	07/03/2008	1117	ST20	Urmston Road	450	810019.75	825074.94	180-220	70-220	1	1UA	2	None	Spy-hopping, traveling, breaching, porpoising	
					460	810011.71	825068.99								
21	10/03/2008	1147	ST20	Urmston Road	1605	809091.025	824388.279	240	90	2	1UA, 1SJ	2	None	Travelling	No dredging
					1540	809143.291	824426.922								
22	12/03/2008	1150	GD654	Urmston Road	1600	809095.045	824391.252	240	75	2	2UA	3	None	Travelling	Dolphin-watching vessel passed by; Travelling away from dredger; During dredging
					1555	809131.229	824418.005								
23	12/03/2008	1220	GD654	Urmston Road	1600	809095.045	824391.252	80	60	2	1UA, 1SJ	3	None	Feeding	Wandering around between distance of 80-300m from dredger and stayed for ~6mins; No dredging
					1555	809131.229	824418.005								
24	21/032008	1620	GD31	Urmston Road	550	809939.34	825015.48	51	150	2	2UA	2	None	Travelling	-
					560	809931.29	825009.54								
25	25/03/2008	1110	GD31	Urmston Road	750	807161.08	823724.02	50	30	1	1UA	2	None	Travelling	-
					760	807111.18	823720.96								
*Key:															
UC = Unspotted Calf															
UJ = Unspotted Juvenile															
SJ = Spotted Juvenile															
SS = Spotted Sub-adult															
SA = Spotted Adult															
UA = Unspotted Adult															

ERM has over 100 offices

Across the following
countries worldwide

Argentina	Malaysia
Australia	Mexico
Azerbaijan	The Netherlands
Belgium	Peru
Brazil	Poland
Canada	Portugal
Chile	Puerto Rico
China	Russia
France	Singapore
Germany	South Africa
Hong Kong	Spain
Hungary	Sweden
India	Taiwan
Indonesia	Thailand
Ireland	UK
Italy	US
Japan	Vietnam
Kazakhstan	Venezuela
Korea	

ERM's Hong Kong Office

**21/F Lincoln House
Taikoo Place, 979 King's Road
Island East, Hong Kong
T: 2271 3000
F: 2723 5660**

www.erm.com